



The most significant public safety and homeland security vulnerability in Texas is an unsecured border with Mexico, which has enabled the Mexican Cartels to become multi-billion dollar international crime syndicates that dominate the U.S. drug and human smuggling and trafficking markets. They employ terrorist tactics and corruption to expand or defend their criminal enterprise activities, and they work closely with transnational and Texas-based gangs to further their criminal operations throughout Texas and the nation.

Mexican Cartels Operating in Texas

Juarez Cartel | La Familia Michoacana
Gulf Cartel (CDG) | Sinaloa Federation
Beltran Leyva Organization (BLO) | Los Zetas
Knight Templar (Templarios Caballeros)

Cartel Operatives transporting drugs and people in the Rio Grande Valley are directed to flee once detected by law enforcement. Driving recklessly at high rates of speed and utilizing cartel blocking and chase vehicles are tactics used to thwart law enforcement. Load vehicles are typically stolen, minimizing cost to the Cartels.

Marijuana (lbs)	El Paso	Marfa	Del Rio	Laredo	RGV	Coastal Bend	TOTAL	ONDCP 2012 Values
YTD-2015	38,045	20,086	8,257	67,058	282,285	5,160	420,891	\$2,554,386,405
CY-2014	89,955	29,904	29,791	147,932	827,376	9,949	1,134,906	\$6,887,747,172
CY-2013	80,205	30,958	33,973	180,859	1,068,331	49,155	1,443,481	\$8,760,483,937
CY-2012	109,839	43,399	63,999	219,797	1,128,943	44,711	1,610,689	\$9,775,273,198
CY-2011	71,910	62,548	62,283	169,658	1,175,657	96,476	1,638,532	\$9,944,252,146
TOTAL	389,954	186,895	198,303	785,302	4,482,593	205,452	6,248,499	\$37,922,142,859

Cocaine (lbs)	El Paso	Marfa	Del Rio	Laredo	RGV	Coastal Bend	TOTAL	ONDCP 2012 Values
YTD-2015	320	6	100	482	2,608	447	3,963	\$243,650,253
CY-2014	471	49	142	1,611	3,691	392	6,356	\$390,738,822
CY-2013	818	6	214	1,435	7,588	829	10,890	\$669,531,824
CY-2012	641	39	206	1,223	5,006	637	7,752	\$476,575,248
CY-2011	1,218	308	1,132	1,738	6,389	972	11,757	\$722,817,333
TOTAL	3,467	408	1,794	6,489	25,283	3,277	40,718	\$2,503,313,480

Meth (lbs)	El Paso	Marfa	Del Rio	Laredo	RGV	Coastal Bend	TOTAL	ONDCP 2012 Values
YTD-2015	323	11	111	740	2,239	50	3,474	\$302,605,255
CY-2014	502	54	74	1,299	2,616	71	4,616	\$402,119,701
CY-2013	176	109	220	711	1,697	206	3,118	\$271,596,743
CY-2012	78	15	86	603	1,975	269	3,026	\$263,645,139
CY-2011	94	33	39	869	982	59	2,077	\$180,945,232
TOTAL	1,173	222	529	4,222	9,509	655	16,310	\$1,420,912,071

Heroin (lbs)	El Paso	Marfa	Del Rio	Laredo	RGV	Coastal Bend	TOTAL	ONDCP 2012 Values
YTD-2015	19	0	15	204	176	0	415	\$53,389,555
CY-2014	249	33	9	192	133	1	616	\$79,284,768
CY-2013	88	11	61	235	662	114	1,171	\$150,654,569
CY-2012	64	5	26	295	212	41	644	\$82,851,122
CY-2011	3	3	2	280	186	22	495	\$63,695,944
TOTAL	423	52	113	1,207	1,369	177	3,341	\$429,875,957

2014 - YTD 2015	EP	MR	DR	LR	RGV	CB	TOTAL
Pursuits	1	29	237	159	780	427	1,633
Bailouts	0	39	324	216	760	386	1,725

DRUG	ONDCP 2012 Values
Cocaine	\$61,479
Heroin	\$128,661
Marijuana	\$6,069
Meth	\$87,117

ONDCP 2012 Values adjusted for purity and retail value

HOME INVASIONS (RGV) 2012-15
188

Illegal Alien (IA) Stash House EXTORTIONS (Texas Border) 2008-15
112 Incidents
3,290 Victims

STASH HOUSES 2014 - 15 (Texas Border)
HUMAN DRUGS
188 **111**

CARTEL-RELATED ARRESTS (Statewide) 2007-15
447

SHOOTINGS AT LAW ENFORCEMENT (Texas Border) 2009-15
94 Incidents
124 Officers

CARTEL-RELATED HOMICIDES (Statewide) 2007 - 14
44

CARTEL COUNTER-MEASURES* 2014 - YTD 2015
542



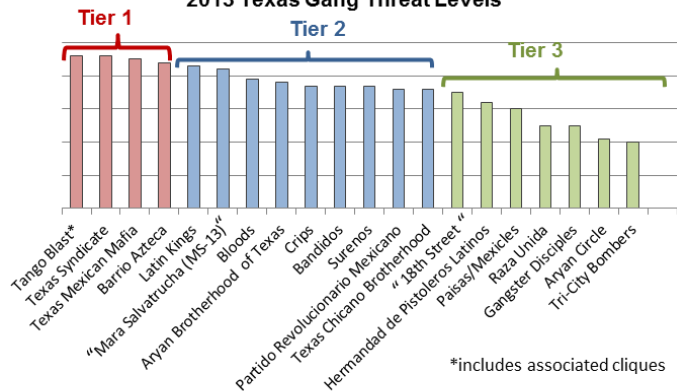
The number of Illegal Alien (IA) annual arrests across the U.S./Mexico border has been as high as 1,643,679 in Fiscal Year (FY) 2000, which **decreased 74% to 420,789** in (FY) 2010. In Texas, the number of IA apprehensions for Calendar Year (CY) 2011 was 112,426, which **increased 48% to 166,449** in CY 2012, and **increased 46% to 242,669** in CY 2013, and **315,886** in CY 2014 as of December. 67% of IA apprehensions in Texas in 2014 YTD are Other Than Mexican Nationals (OTMs). There are five Border Patrol sectors in Texas, and the RGV Sector is the Border Patrol's busiest sector in the nation.

IAs	El Paso	Marfa	Del Rio	Laredo	RGV	Coastal Bend	TOTAL
YTD-2015	6,479	1,634	8,882	16,009	63,611	0	96,615
CY-2014	12,248	2,589	22,564	35,289	243,196	0	315,886
CY-2013	10,998	2,647	21,576	38,010	169,438	0	242,669
CY-2012	9,843	2,600	21,973	34,505	97,528	0	166,449
CY-2011	10,044	2,427	14,249	31,047	54,590	69	112,426
TOTAL	49,612	11,897	89,244	154,860	628,363	69	934,045

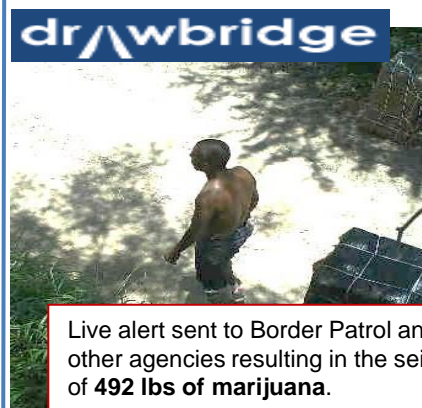
OTMs	El Paso	Marfa	Del Rio	Laredo	RGV	Coastal Bend	TOTAL
YTD-2015	1,325	784	3,539	3,991	40,623	17	50,279
CY-2014	2,274	535	12,808	15,351	180,149	260	211,377
CY-2013	1,309	309	9,453	17,977	110,938	557	140,543
CY-2012	679	278	9,261	14,409	50,547	569	75,743
CY-2011	673	180	4,715	7,709	22,460	171	35,908
TOTAL	6,260	2,086	39,776	59,437	404,717	1,574	513,850

Unaccompanied Alien Children	FYTD-2015	FY-2014	FY-2013	FY-2012	FY-2011
Texas Border	11,689	58,312	27,827	15,485	9,871

2013 Texas Gang Threat Levels

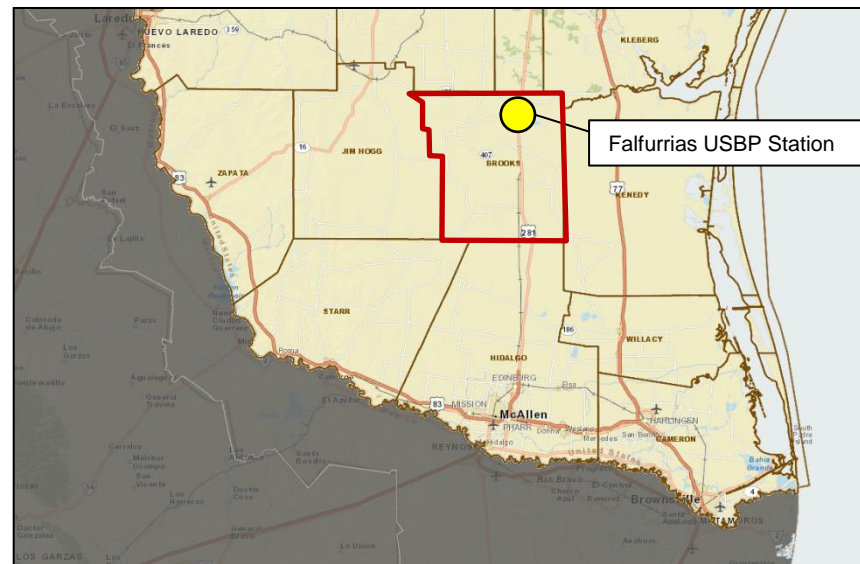


In 2014, **121 "MS-13"** and **34 "18th Street"** gang members have been apprehended while being smuggled into Texas.



Drawbridge is a state funded camera project that uses motion activated game cameras to detect and report drug and human smuggling events in real time. Since January 2012, Drawbridge has detected **133,221** people that resulted in **60,398** apprehensions and the seizure of **125.1** tons of drugs.

Human smugglers circumvent inland U.S. Border Patrol checkpoints by easily walking around them through ranch and farmland. Too often, smugglers abandon illegal aliens in these remote areas who develop medical conditions, resulting in their death. Since 2009, at least **443** sets of human remains have been recovered in Brooks County.



Smuggling people into Texas is highly profitable for Mexican Cartels, costings as much as **\$2,000 to \$20,000 per person.**



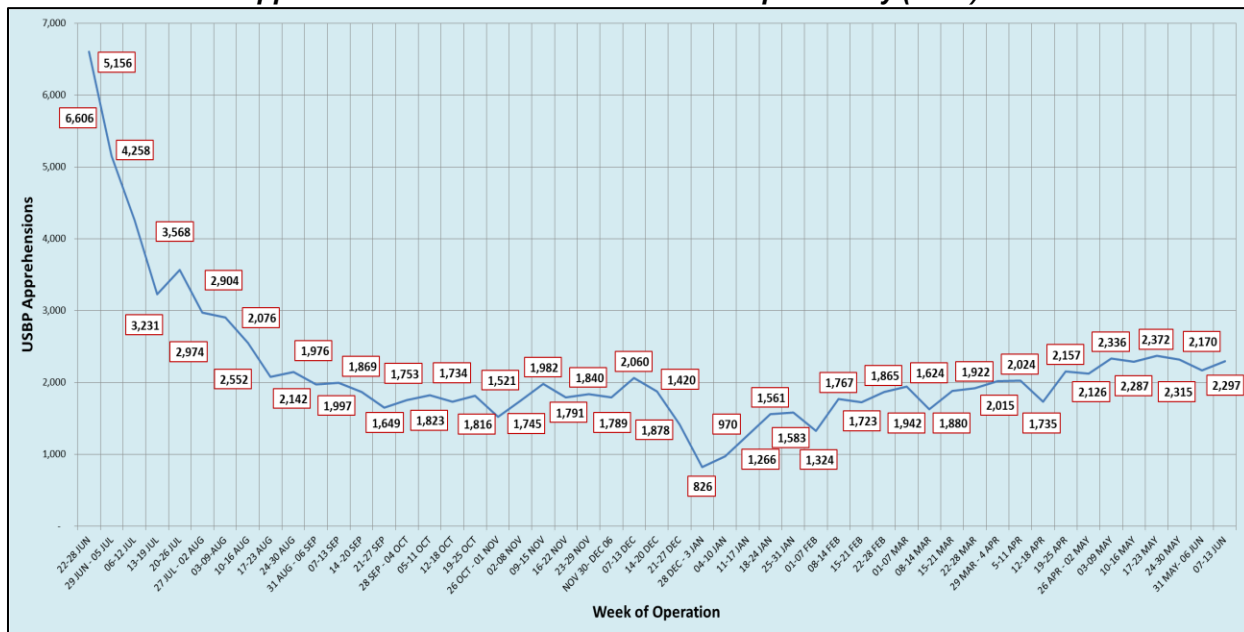
On June 18, 2014, the State Legislature and Texas leadership directed the Department of Public Safety to conduct a multiagency surge operation in the Rio Grande Valley, which began on June 23, 2014. The goal of Operation Strong Safety is to prevent Mexican Cartels, their operatives, transnational gangs, criminal aliens, potential terrorists and drugs from entering Texas between the Ports of Entry (POEs) through sustained, around-the-clock, ground, air and marine saturation patrols on the Texas/Mexico border, and in doing so, reduce transnational crime throughout Texas.

Operation Strong Safety 2014 (Zone 1-13) (06/23/2014 – 06/13/2015)	Weight (lbs)	Price per lbs	Total Price
Marijuana Totals	517,478.14	\$6,069	\$3,140,574,832
Cocaine Totals	1,205.29	\$61,479	\$74,100,024
Meth Totals	1,163.58	\$87,117	\$101,367,599
Heroin Totals	111.22	\$128,661	\$14,309,676
Total Value of Contraband Seized			\$3,330,352,131

Sufficiently resourced surge operations directly on the border enables the immediate detection and interdiction of people and drugs between the POEs before they can be hidden and transported to destination points throughout the state and nation.

Operation Strong Safety 2014 Marijuana Seized (06/23/2014 – 06/13/2015) (in lbs)		
Zone 1	69,051.71	\$419,074,828
Zone 2	126,246.46	\$766,189,766
Zone 3	114,073.51	\$692,312,138
Zone 4	68,035.41	\$412,906,903
Zone 5	18,305.09	\$111,093,591
Zone 6	34,118.71	\$207,066,451
Zone 7	10,996.11	\$66,735,392
Zone 8	8,995.46	\$54,593,453
Zone 9	8,805.49	\$53,440,534
Zone 10	25,945.46	\$157,462,999
Zone 11	18,652.64	\$113,202,872
Zone 12	9,240.77	\$56,082,233
Zone 13	3,370.02	\$20,452,651
Zone UNK/Pending	1,641.30	\$9,961,050
Totals	517,478.14	\$3,140,574,832

USBP Apprehension Trends in OSS Area of Responsibility (AOR) Zones*



*Numbers are constantly changing as dispositions are received.