



The most significant public safety and homeland security vulnerability in Texas is an unsecured border with Mexico, which has enabled the Mexican Cartels to become multi-billion dollar international crime syndicates that dominate the U.S. drug and human smuggling and trafficking markets. They employ terrorist tactics and corruption to expand or defend their criminal enterprise activities, and they work closely with transnational and Texas-based gangs to further their criminal operations throughout Texas and the nation.

### Mexican Cartels Operating in Texas

Juarez Cartel | La Familia Michoacana  
 Gulf Cartel (CDG) | Sinaloa Federation  
 Beltran Leyva Organization (BLO) | Los Zetas  
 Knight Templar (Templarios Caballeros)

Cartel Operatives transporting drugs and people in the Rio Grande Valley are directed to flee once detected by law enforcement. Driving recklessly at high rates of speed and utilizing cartel blocking and chase vehicles are tactics used to thwart law enforcement. Load vehicles are typically stolen, minimizing cost to the Cartels.

Marijuana (lbs)	El Paso	Marfa	Del Rio	Laredo	RGV	Coastal Bend	TOTAL	2014 Values
YTD-2014	76,577	25,590	27,779	136,058	723,268	9,691	998,963	\$505,475,038
CY-2013	80,205	30,958	33,973	180,859	1,068,331	49,155	1,443,481	\$730,401,198
CY-2012	109,839	43,399	63,999	219,797	1,128,943	44,711	1,610,689	\$815,008,772
CY-2011	71,910	62,548	62,283	169,658	1,175,657	96,476	1,638,532	\$829,097,312
TOTAL	338,531	162,495	188,034	706,371	4,096,199	200,034	5,691,665	\$2,879,982,320

Cocaine (lbs)	El Paso	Marfa	Del Rio	Laredo	RGV	Coastal Bend	TOTAL	2014 Values
YTD-2014	459	49	84	1,522	2,842	391	5,346	\$62,687,067
CY-2013	818	6	214	1,435	7,588	829	10,890	\$127,701,006
CY-2012	641	39	206	1,223	5,006	637	7,752	\$90,898,052
CY-2011	1,218	308	1,132	1,738	6,389	972	11,757	\$137,864,247
TOTAL	3,135	403	1,636	5,918	21,825	2,829	35,745	\$419,150,373

Meth (lbs)	El Paso	Marfa	Del Rio	Laredo	RGV	Coastal Bend	TOTAL	2014 Values
YTD-2014	285	54	49	996	2,435	69	3,888	\$46,367,179
CY-2013	176	109	220	711	1,697	206	3,118	\$37,177,487
CY-2012	78	15	86	603	1,975	269	3,026	\$36,089,033
CY-2011	94	33	39	869	982	59	2,077	\$24,768,666
TOTAL	634	211	393	3,180	7,089	603	12,109	\$144,402,365

Heroin (lbs)	El Paso	Marfa	Del Rio	Laredo	RGV	Coastal Bend	TOTAL	2014 Values
YTD-2014	230	33	9	176	108	1	556	\$9,821,203
CY-2013	88	11	61	235	662	114	1,171	\$20,678,836
CY-2012	64	5	26	295	212	41	644	\$11,372,139
CY-2011	3	3	2	280	186	22	495	\$8,742,901
TOTAL	385	52	98	987	1,167	177	2,866	\$50,615,079

YTD 2014	EP	MR	DR	LR	RGV	CB	TOTAL
Pursuits	0	21	131	88	512	360	1,118
Bailouts	0	33	177	99	521	314	1,144

DRUG	2014 DEA Price per lbs
Cocaine	\$11,726
Heroin	\$17,660
Marijuana	\$506
Meth	\$11,925

TX DEA average pricing as of August 2014

HOME INVASIONS (RGV) 2012-14

**159**

Illegal Alien (IA) Stash House EXTORTIONS (Texas Border) 2008-14

**105 Incidents**  
**3,235 Victims**

STASH HOUSES 2014 (Texas Border)

HUMAN DRUGS

**138** **94**

CARTEL-RELATED ARRESTS (Statewide) 2007-14

**425**

SHOOTINGS AT LAW ENFORCEMENT (Texas Border) 2009-14

**89 Incidents**  
**117 Officers**

CARTEL-RELATED HOMICIDES (Statewide) 2007 - 14

**44**

CARTEL COUNTER-MEASURES\* YTD 2014

**281**



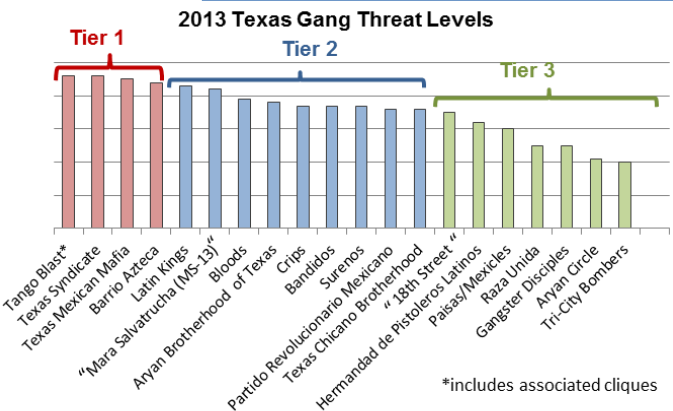
The number of Illegal Alien (IA) annual arrests across the U.S./Mexico border has been as high as 1,643,679 in Fiscal Year (FY) 2000, which **decreased 74% to 420,789** in (FY) 2010. In Texas, the number of IA apprehensions for Calendar Year (CY) 2011 was 112,426, which **increased 48% to 166,449** in CY 2012, and **increased 46% to 242,669** in CY 2013, and **286,866** in CY 2014 as of October. Over 70% of IA apprehensions in Texas in 2014 YTD are Other Than Mexican Nationals (OTMs). There are five Border Patrol sectors in Texas, and the RGV Sector is the Border Patrol's busiest sector in the nation.

IAs	El Paso	Marfa	Del Rio	Laredo	RGV	Coastal Bend	TOTAL
YTD-2014	10,617	2,239	20,635	30,604	222,771	0	286,866
CY-2013	10,998	2,647	21,576	38,010	169,438	0	242,669
CY-2012	9,843	2,600	21,973	34,505	97,528	0	166,449
CY-2011	10,044	2,427	14,249	31,047	54,590	69	112,426
<b>TOTAL</b>	<b>41,502</b>	<b>9,913</b>	<b>78,433</b>	<b>134,166</b>	<b>544,327</b>	<b>69</b>	<b>808,410</b>

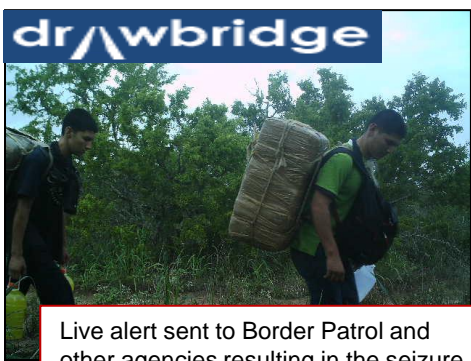
OTMs	El Paso	Marfa	Del Rio	Laredo	RGV	Coastal Bend	TOTAL
YTD-2014	1,982	407	12,004	14,018	165,954	237	194,602
CY-2013	1,309	309	9,453	17,977	110,938	557	140,543
CY-2012	679	278	9,261	14,409	50,547	569	75,743
CY-2011	673	180	4,715	7,709	22,460	171	35,908
<b>TOTAL</b>	<b>4,643</b>	<b>1,174</b>	<b>35,433</b>	<b>54,113</b>	<b>349,899</b>	<b>1,534</b>	<b>446,796</b>

Unaccompanied Alien Children	FYTD-2014*	FY-2013	FY-2012	FY-2011
Texas Border	56,443	27,827	15,485	9,871

\* Indicates CBP reporting period of 10/01/2013 -08/31/2014



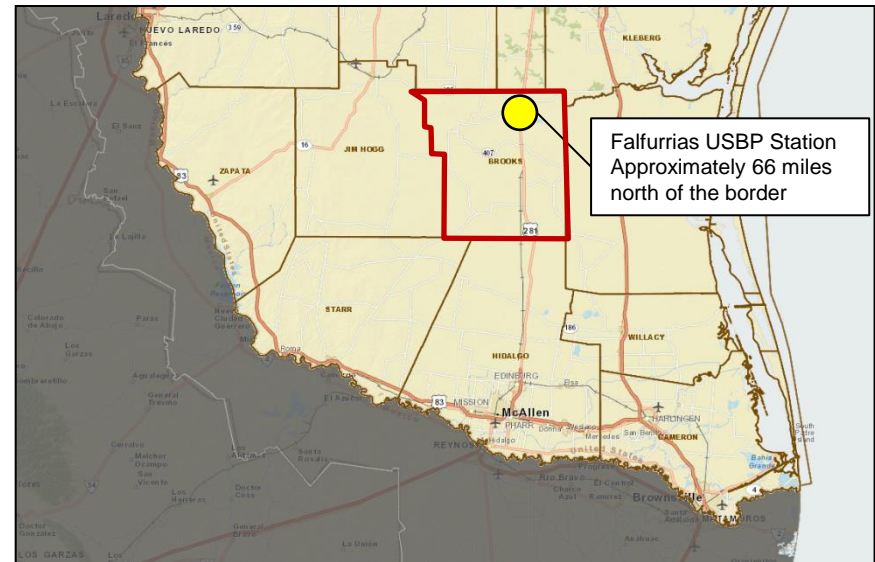
In 2014, **121 "MS-13"** and **34 "18th Street"** gang members have been apprehended while being smuggled into Texas.



Live alert sent to Border Patrol and other agencies resulting in the seizure of **260 lbs of marijuana**.

Drawbridge is a state funded camera project that uses motion activated game cameras to detect and report drug and human smuggling events in real time. Since January 2012, Drawbridge has detected **104,798** smuggling events that resulted in **50,346** apprehensions and the seizure of **86.51** tons of drugs.

Human smugglers circumvent inland U.S. Border Patrol checkpoints by easily walking around them through ranch and farmland. Too often, smugglers abandon illegal aliens in these remote areas who develop medical conditions, resulting in their death. Since 2011, at least **332** sets of human remains have been recovered in Brooks County.



Falfurrias USBP Station Approximately 66 miles north of the border

Smuggling people into Texas is highly profitable for Mexican Cartels, costings as much as **\$2,000 to \$20,000 per person**.



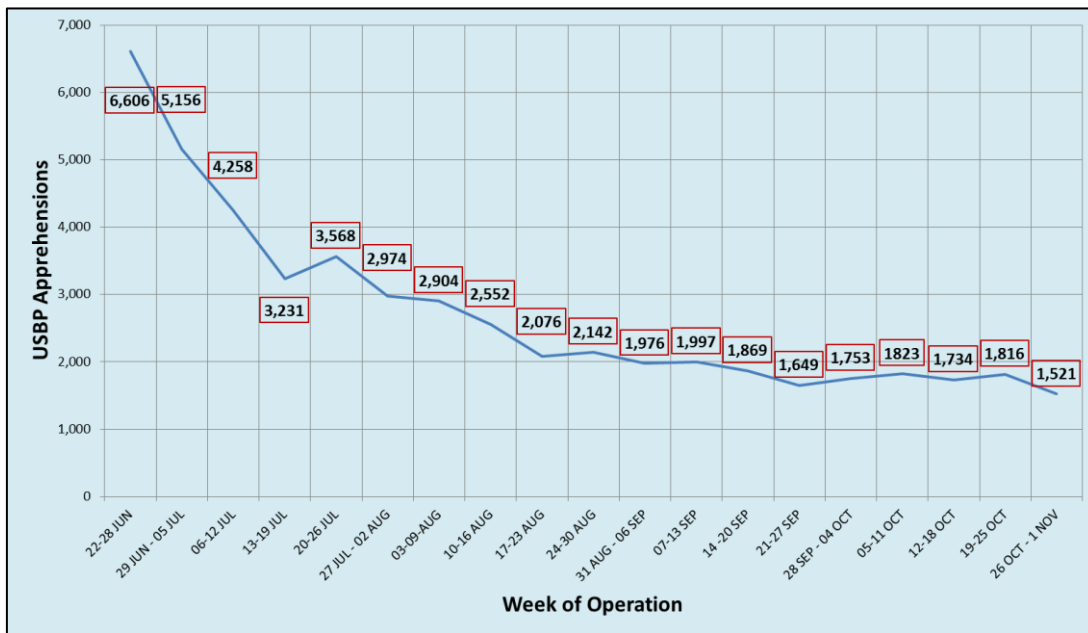
On June 18, 2014, the State Legislature and Texas leadership directed the Department of Public Safety to conduct a multiagency surge operation in the Rio Grande Valley, which began on June 23, 2014. The goal of Operation Strong Safety is to prevent Mexican Cartels, their operatives, transnational gangs, criminal aliens, potential terrorists and drugs from entering Texas between the Ports of Entry (POEs) through sustained, around-the-clock, ground, air and marine saturation patrols on the Texas/Mexico border, and in doing so, reduce transnational crime throughout Texas.

Operation Strong Safety 2014 (Zone 1-13) (06/23/2014 – 11/01/2014)	Weight (lbs)	Price per lbs	Total Price
<b>Marijuana Totals</b>	199,762.95	\$ 506	\$101,080,054.22
<b>Cocaine Totals</b>	247.73	\$ 11,726	\$2,904,881.98
<b>Meth Totals</b>	248.16	\$ 11,925	\$2,959,308.00
<b>Heroin Totals</b>	6.66	\$ 17,660	\$117,615.60
<b>Total Value of Contraband Seized</b>			<b>\$107,061,859.80</b>

Sufficiently resourced surge operations directly on the border enables the immediate detection and interdiction of people and drugs between the POEs before they can be hidden and transported to destination points throughout the state and nation.

Operation Strong Safety 2014 Marijuana Seized (06/23/2014 – 11/01/2014) (in Lbs.)		
Zone 1	14886.97	\$7,532,806.82
Zone 2	50599.81	\$25,603,503.86
Zone 3	49906.61	\$25,252,744.66
Zone 4	21998.62	\$11,131,301.72
Zone 5	9617.91	\$4,866,662.46
Zone 6	7121.13	\$3,603,291.78
Zone 7	3945.68	\$1,996,514.08
Zone 8	5874.84	\$2,972,669.04
Zone 9	3751.07	\$1,898,041.42
Zone 10	15201.53	\$7,691,975.70
Zone 11	10000.78	\$5,060,394.68
Zone 12	3503.12	\$1,772,578.72
Zone 13	1713.58	\$867,071.48
Zone UNK/Pending	1,641.30	\$830,497.80
<b>Totals</b>	<b>199,762.95</b>	<b>\$ 101,080,054.22</b>

**USBP Apprehension Trends in OSS Area of Responsibility (AOR) Zones\***



\*Numbers are constantly changing as dispositions are received.