



The most significant public safety and homeland security vulnerability in Texas is an unsecured border with Mexico, which has enabled the Mexican Cartels to become multi-billion dollar international crime syndicates that dominate the U.S. drug and human smuggling and trafficking markets. They employ terrorist tactics and corruption to expand or defend their criminal enterprise activities, and they work closely with transnational and Texas-based gangs to further their criminal operations throughout Texas and the nation.

Mexican Cartels Operating in Texas

Juarez Cartel | La Familia Michoacana
 Gulf Cartel (CDG) | Sinaloa Federation
 Beltran Leyva Organization (BLO) | Los Zetas
 Knight Templar (Templarios Caballeros)

Cartel Operatives transporting drugs and people in the Rio Grande Valley are directed to flee once detected by law enforcement. Driving recklessly at high rates of speed and utilizing cartel blocking and chase vehicles are tactics used to thwart law enforcement. Load vehicles are typically stolen, minimizing cost to the Cartels.

Marijuana (lbs)	El Paso	Marfa	Del Rio	Laredo	RGV	Coastal Bend	TOTAL	2014 Values
YTD-2014	62,367	23,179	23,343	112,824	650,760	9,029	881,502	\$446,040,012
CY-2013	80,205	30,958	33,973	180,859	1,068,331	49,155	1,443,481	\$730,401,386
CY-2012	109,839	43,399	63,999	219,797	1,128,943	44,711	1,610,689	\$815,008,634
CY-2011	71,910	62,548	62,283	169,658	1,175,657	96,476	1,638,532	\$829,097,192
TOTAL	324,321	160,084	183,598	683,137	4,023,692	199,371	5,574,204	\$2,820,547,224

Cocaine (lbs)	El Paso	Marfa	Del Rio	Laredo	RGV	Coastal Bend	TOTAL	2014 Values
YTD-2014	404	49	84	961	2,398	390	4,286	\$50,257,636
CY-2013	818	6	214	1,435	7,588	829	10,890	\$127,696,140
CY-2012	641	39	206	1,223	5,006	637	7,752	\$90,899,952
CY-2011	1,218	308	1,132	1,738	6,389	972	11,757	\$137,862,582
TOTAL	3,080	403	1,636	5,358	21,381	2,829	34,686	\$406,716,310

Meth (lbs)	El Paso	Marfa	Del Rio	Laredo	RGV	Coastal Bend	TOTAL	2014 Values
YTD-2014	146	53	49	836	1,876	69	3,027	\$36,096,975
CY-2013	176	109	220	711	1,697	206	3,118	\$37,182,150
CY-2012	78	15	86	603	1,975	269	3,026	\$36,085,050
CY-2011	94	33	39	869	982	59	2,077	\$24,768,225
TOTAL	495	210	393	3,019	6,530	602	11,248	\$134,132,400

Heroin (lbs)	El Paso	Marfa	Del Rio	Laredo	RGV	Coastal Bend	TOTAL	2014 Values
YTD-2014	220	33	9	114	96	1	472	\$8,335,520
CY-2013	88	11	61	235	662	114	1,171	\$20,679,860
CY-2012	64	5	26	295	212	41	644	\$11,373,040
CY-2011	3	3	2	280	186	22	495	\$8,741,700
TOTAL	375	52	98	925	1,156	177	2,782	\$49,130,120

YTD 2014	EP	MR	DR	LR	RGV	CB	TOTAL
Pursuits	0	18	119	81	474	337	1,029
Bailouts	0	31	161	92	478	299	1,061

DRUG	2014 DEA Price per lbs
Cocaine	\$11,726
Heroin	\$17,660
Marijuana	\$506
Meth	\$11,925

DEA pricing as of August 2014

HOME INVASIONS (RGV) 2012-14

151

Illegal Alien (IA) Stash House EXTORTIONS (Texas Border) 2008-14

98 Incidents
3,143 Victims

STASH HOUSES 2014 (Texas Border)

HUMAN DRUGS

126 **89**

CARTEL-RELATED ARRESTS (Statewide) 2007-14

425

SHOOTINGS AT LAW ENFORCEMENT (Texas Border) 2009-14

89 Incidents
117 Officers

CARTEL-RELATED HOMICIDES (Statewide) 2007 - 14

44

CARTEL COUNTER-MEASURES* YTD 2014

253



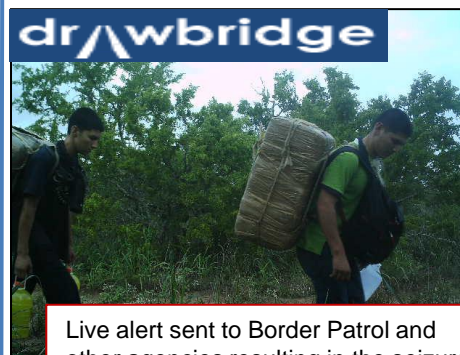
The number of Illegal Alien (IA) annual arrests across the U.S./Mexico border has been as high as 1,643,679 in Fiscal Year (FY) 2000, which **decreased 74% to 420,789** in (FY) 2010. In Texas, the number of IA apprehensions for Calendar Year (CY) 2011 was 112,426, which **increased 48% to 166,449** in CY 2012, and **increased 46% to 242,660** in CY 2013, and **247,324** in CY 2014 as of September. Over 70% of IA apprehensions in Texas in 2014 YTD are Other Than Mexican Nationals (OTMs). There are five Border Patrol sectors in Texas, and the RGV Sector is the Border Patrol's busiest sector in the nation.

IAs	El Paso	Marfa	Del Rio	Laredo	RGV	Coastal Bend	TOTAL
YTD-2014	9,623	2,082	19,235	27,017	209,889	0	267,846
CY-2013	10,998	2,647	21,576	38,010	169,438	0	242,669
CY-2012	9,843	2,600	21,973	34,505	97,528	0	166,449
CY-2011	10,044	2,427	14,249	31,047	54,590	69	112,426
TOTAL	40,508	9,756	77,033	130,579	531,445	69	789,390

OTMs	El Paso	Marfa	Del Rio	Laredo	RGV	Coastal Bend	TOTAL
YTD-2014	1,827	363	11,515	13,266	157,530	222	184,723
CY-2013	1,309	309	9,453	17,977	110,938	557	140,543
CY-2012	679	278	9,261	14,409	50,547	569	75,743
CY-2011	673	180	4,715	7,709	22,460	171	35,908
TOTAL	4,488	1,130	34,944	53,361	341,475	1,519	436,917

Unaccompanied Alien Children	FYTD-2014*	FY-2013	FY-2012	FY-2011
Texas Border	56,443	27,827	15,485	9,871

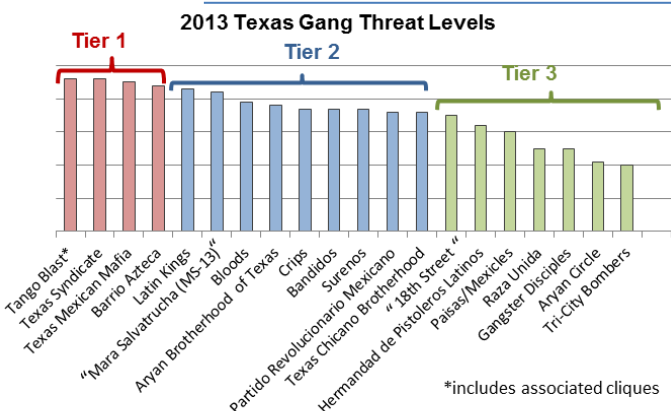
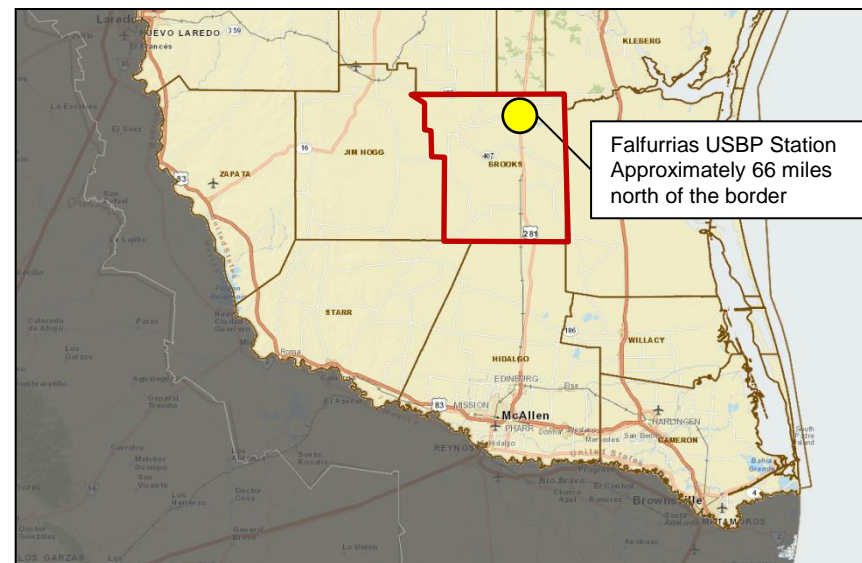
* Indicates CBP reporting period of 10/01/2013 -08/31/2014



Live alert sent to Border Patrol and other agencies resulting in the seizure of **260 lbs of marijuana**.

Drawbridge is a state funded camera project that uses motion activated game cameras to detect and report drug and human smuggling events in real time. Since January 2012, Drawbridge has detected **100,674** smuggling events that resulted in **48,776** apprehensions and the seizure of **81.91** tons of drugs.

Human smugglers circumvent inland U.S. Border Patrol checkpoints by easily walking around them through ranch and farmland. Too often, smugglers abandon illegal aliens in these remote areas who develop medical conditions, resulting in their death. Since 2011, at least **332** sets of human remains have been recovered in Brooks County.



In 2014, **121 "MS-13"** and **34 "18th Street"** gang members have been apprehended while being smuggled into Texas.

Smuggling people into Texas is highly profitable for Mexican Cartels, costings as much as **\$2,000 to \$20,000 per person**.



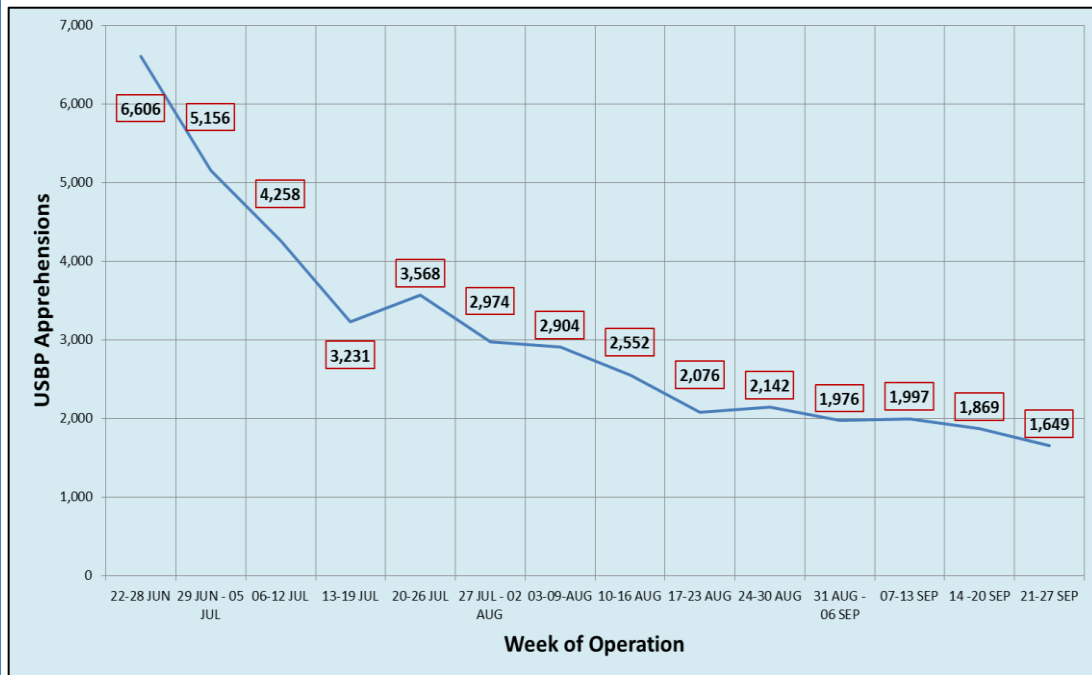
On June 18, 2014, the State Legislature and Texas leadership directed the Department of Public Safety to conduct a multiagency surge operation in the Rio Grande Valley, which began on June 23, 2014. The goal of Operation Strong Safety is to prevent Mexican Cartels, their operatives, transnational gangs, criminal aliens, potential terrorists and drugs from entering Texas between the Ports of Entry (POEs) through sustained, around-the-clock, ground, air and marine saturation patrols on the Texas/Mexico border, and in doing so, reduce transnational crime throughout Texas.

Operation Strong Safety 2014 (Zone 1-13) (06/23/2014 – 09/27/2014)	Weight (lbs)	Price per lbs	Total Price
Marijuana Totals	134,068.69	\$506	\$67,838,758.50
Cocaine Totals	62.75	\$11,726	\$735,796.76
Meth Totals	80.73	\$11,925	\$ 962,677.52
Heroin Totals	6.66	\$17,660	\$117,668.58
Total Value of Contraband Seized			\$69,654,901.36

Sufficiently resourced surge operations directly on the border enables the immediate detection and interdiction of people and drugs between the POEs before they can be hidden and transported to destination points throughout the state and nation.

Operation Strong Safety 2014 Marijuana Seized (06/23/2014 –09/27/2014) (in Lbs.)		
Zone 1	6,440.20	\$3,258,741
Zone 2	30,830.75	\$15,600,360
Zone 3	36,329.25	\$18,382,600
Zone 4	18,304.76	\$9,262,209
Zone 5	6,193.43	\$3,133,876
Zone 6	4,561.49	\$2,308,114
Zone 7	3,002.48	\$1,519,255
Zone 8	3,915.83	\$ 1,981,412
Zone 9	2,999.13	\$ 1,517,560
Zone 10	10,359.41	\$5,241,863
Zone 11	6,231.74	\$3,153,262
Zone 12	2,135.94	\$1,080,787
Zone 13	1,122.97	\$568,223
Zone UNK/Pending	1,641.30	\$830,498
Totals	134,068.69	\$67,838,758

USBP Apprehension Trends in OSS Area of Responsibility (AOR) Zones*



*Numbers are constantly changing as dispositions are received.