

# SEXUAL ASSAULT

# 7

## SEXUAL ASSAULT

In response to a growing concern about sexual assault incidents, the 80th Texas Legislative Session passed HB 76. The Bill requires the Texas DPS to establish guidelines and collect, as part of the UCR Program, data about incidents that contain specific sexual assault offenses. Sexual Assault crime data collection was required to begin in calendar year 2008. Special consideration had to be taken to disseminate the data collection guidelines for Sexual Assault reporting due to the nature of the difference between UCR offense definitions and Texas penal code definitions. In the Texas UCR program, rape is the only offense collected under the crime index. Because there is greater variance in the offenses collected in the compilation of Sexual Assault data, this data collection should in no way be compared to the statistics maintained in the UCR Program.

## ANALYSIS

### Volume

In 2016, the total number of sexual assault incidents reported in Texas was 18,349. This represented a 1.5 percent decrease when compared to 2015. These incidents involved 20,237 victims (up 3.6 percent from 2015) and 17,878 offenders (down 9.0 percent from 2015).

2016 Sexual Assault Quick Stats			
	2016	2015	% Change
Number of Incidents	18,349	18,636	-1.5%
Number of Victims	20,237	19,537	3.6%
Number of Offenders	17,878	19,648	-9.0%

### Victim's Relationship

The most significant number of sexual assault victims (in relation to the offender) were: female acquaintances (16.8%), other female family members (10.9%), female strangers (8.0%), girlfriends (7.1%), female friends (7.6%), otherwise known

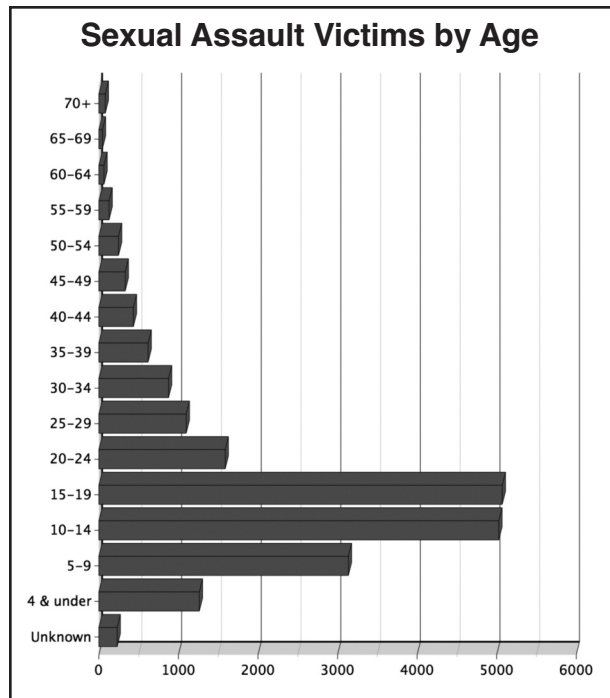
females (6.7%), unknown females (6.5%), daughters (5.6%), and stepdaughters (5.3%). Most sexual assault victims were non-family members (54.9%), while 45.1% of victims were related to the offender.

Relationship of Victim to Offender			
Type	Group %	Relationship of Victim	Total %
Romantic	10.5	Husband	0.0%
		Wife	1.8%
		Common-Law Husband	0.0%
		Common-Law Wife	0.6%
		Ex-Husband	0.0%
		Ex-Wife	0.6%
		Boyfriend	0.2%
		Girlfriend	7.1%
		Homosexual Male	0.2%
Homosexual Female	0.1%		
Parental/Child	15.7	Father	0.0%
		Mother	0.4%
		Son	1.0%
		Daughter	5.6%
		Stepfather	0.1%
		Stepmother	0.4%
		Stepson	0.5%
		Stepdaughter	5.3%
		Grandfather	0.0%
		Grandmother	0.2%
		Grandson	0.3%
Granddaughter	2.0%		
Other Family	18.9	Brother	1.0%
		Sister	2.6%
		Stepbrother	0.4%
		Stepsister	1.2%
		Male In-Law	0.0%
		Female In-Law	0.4%
		Other Male Family Member	2.3%
		Other Female Family Member	10.9%
		Friend-Male	1.2%
Other	54.9	Friend-Female	7.6%
		Acquaintance-Male	1.8%
		Acquaintance-Female	16.8%
		Neighbor (Male & Female)	1.7%
		Babysitter	0.9%
		Employer	0.1%
		Employee	0.3%
		Otherwise Known-Male	1.2%
		Otherwise Known-Female	6.7%
		Stranger-Male	0.9%
		Stranger-Female	8.0%
		Unknown-Male	1.2%
		Unknown-Female	6.5%

**Victims**

Incidents of sexual assault in 2016 involved 20,237 victims. Of the victims whose sex was known, 12.9 percent were male and 87.1 percent were female. The age group with the highest number of victims was the 15-to-19 year-old bracket.

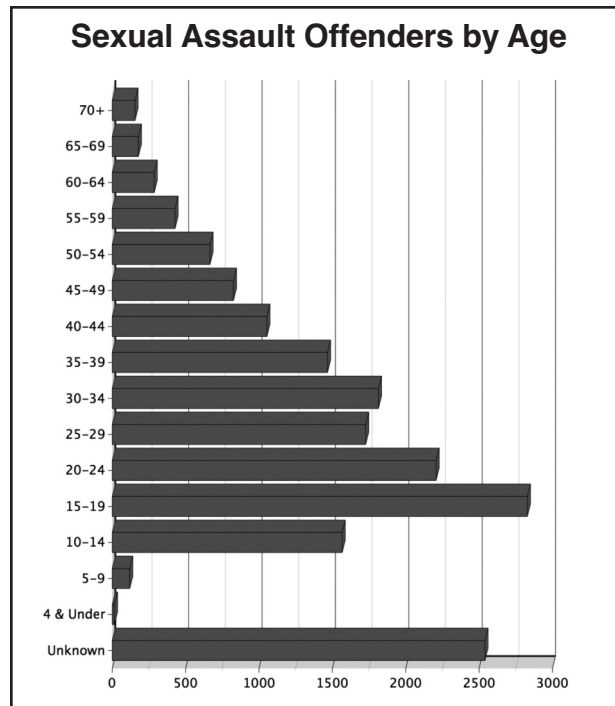
Of the victims whose ethnicity was known, 40.5 percent were Hispanic and 59.5 percent were not Hispanic. For the victims whose race was known, 79.5 percent were White, 19.4 percent were Black, and 1.1 percent were American Indian/Alaskan Native, Asian, or Native Hawaiian/Pacific Islander. An examination of victims by race finds that 87.5 percent of White victims were female; 84.9 percent of Black victims were female; 100 percent of American Indian or Alaskan Native victims were female; and 92.1 percent of Asian or Native Hawaiian/Pacific Islander victims were female.



**Offenders**

In 2016, 17,878 offenders were involved in incidents of sexual assault. Of the offenders whose sex was known, 95.6 percent were male and 4.4 percent were female. The age group showing the highest number of offenders was the 15-to-19 year-old bracket.

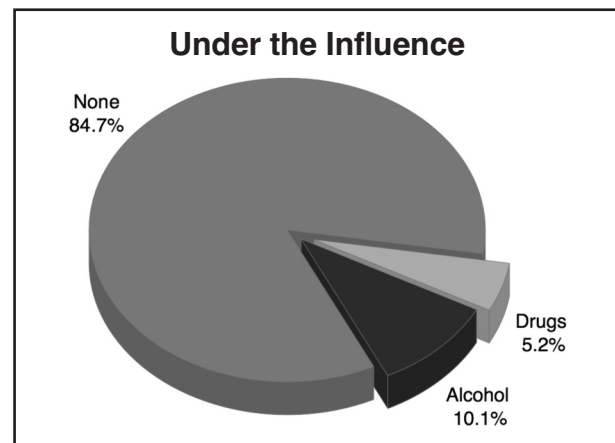
Of the offenders whose ethnicity was known, 40.8 percent were Hispanic and 59.2 percent were not Hispanic. Of the offenders whose race was known, 72.9 percent were White, 26 percent were Black, and 1.1 percent were American Indian/Alaskan



Native, Asian, or Native Hawaiian/Pacific Islander. An examination of offenders by race finds that 95.4 percent of White offenders were male; 96.3 percent of Black offenders were male; 100 percent of American Indian or Alaskan Native offenders were male; and 91.1 percent of Asian or Native Hawaiian/Pacific Islander offenders were male.

**Under the Influence**

Included in the sexual assault data collection is the determination of whether or not the offender was under the influence of mind-altering substances at the time of the incident. In 84.7% of the incidents, it was reported that neither drugs nor alcohol was involved. Alcohol was involved in 10.1% of the incidents and drugs were involved in 5.2% of the reported incidents.



**Offenses**

Offense information in the sexual assault data collection program is collected according to Texas Penal codes. Complete offense definitions are available in the Appendix to this publication. Offense information is collected on six sexual assault categories: Continuous Sexual Abuse of Young Child, Indecency with a Child by Contact, Indecency with a Child by Exposure, Sexual Assault, Aggravated Sexual Assault and Sexual Performance by a Child.

Of these six offenses, Sexual Assault accounted for 47 percent of all offenses reported.

Sexual Assault Offenses	
Offense	%
Section 21.02 Continuous Sexual Abuse of Young Child or Children	4.2
Section 21.11(a)(1) Indecency with a Child by Contact	22.0
Section 21.11(a)(2) Indecency with a Child by Exposure	3.9
Section 22.011 Sexual Assault	47.0
Section 22.021 Aggravated Sexual Assault	21.7
Section 43.25 Sexual Performance by a Child	1.2

**Weapons**

The most common weapon involved in sexual assault cases was physical force through the use of personal weapons, which accounted for 90.4 percent of the incidents.

Sexual Assault Weapons		
Weapon	Volume	%
Asphyxiation	93	0.4
Blunt Object	123	0.6
Drugs	536	2.6
Firearm	358	1.7
Knife/ Cutting Instrument	228	1.1
Personal	18,805	90.4
Other	654	3.1

**Location**

In 2016, sexual assaults occurred most frequently in residences and homes. Other/Unknown was the second most common location reported.

Sexual Assault Locations		
Locations	Volume	%
Bar/Night Club	102	0.5
Church/Synagogue/Temple	60	0.3
Commercial/Office Building	151	0.7
Construction Site	21	0.1
Convenience Store	33	0.2
Drug Store/Dr's Office/Hospital	120	0.6
Field/Woods	301	1.5
Government/Public Building	54	0.3
Highway/Road/Alley	723	3.6
Hotel/Motel	704	3.5
Jail/Prison	54	0.3
Lake/Waterway	52	0.3
Parking Lot/Garage	390	1.9
Residence/Home	14,881	73.6
School/College	438	2.2
Other/Unknown	2,120	10.5

# 2016 SEXUAL ASSAULT BY JURISDICTION

AGENCY	INCIDENTS
<b>ANDERSON COUNTY</b>	
Anderson CO SO	15
Palestine PD	38
<b>ANDREWS COUNTY</b>	
Andrews CO SO	9
Andrews PD	15
<b>ANGELINA COUNTY</b>	
Angelina CO SO	6
Diboll PD	4
Huntington PD	3
Lufkin PD	37
Hudson PD	1
<b>ARANSAS COUNTY</b>	
Aransas CO SO	16
Aransas Pass PD	10
Rockport PD	2
<b>ARCHER COUNTY</b>	
Archer CO SO	2
<b>ATASCOSA COUNTY</b>	
Atascosa CO SO	24
Lytle PD	1
Pleasanton PD	15
Poteet PD	4
<b>AUSTIN COUNTY</b>	
Austin CO SO	3
Bellville PD	2
Sealy PD	7
<b>BAILEY COUNTY</b>	
Bailey CO SO	2
<b>BANDERA COUNTY</b>	
Bandera CO SO	11
<b>BASTROP COUNTY</b>	
Bastrop CO SO	56
Bastrop PD	12
Elgin PD	2
Smithville PD	4
Bastrop ISD PD	1
<b>BAYLOR COUNTY</b>	
Seymour PD	1
<b>BEE COUNTY</b>	
Bee CO SO	5
Beeville PD	24
<b>BELL COUNTY</b>	
Bell CO SO	45
Harker Heights PD	15
Killeen PD	226
Nolanville PD	1

AGENCY	INCIDENTS
Temple PD	68
Killeen ISD PD	2
Salado PD	2
<b>BEXAR COUNTY</b>	
Bexar CO SO	199
Alamo Heights PD	1
Converse PD	2
Hollywood Park PD	1
Kirby PD	3
Leon Valley PD	3
Olmos Park PD	1
Terrell Hills PD	1
Universal City PD	24
Windcrest PD	1
Live Oak PD	1
Ut H/S Ctr SA PD	1
Ut San Antonio PD	8
Selma PD	6
Somerset PD	1
Helotes PD	6
San Antonio PD	1,545
<b>BLANCO COUNTY</b>	
Blanco CO SO	7
Blanco PD	1
<b>BOSQUE COUNTY</b>	
Bosque CO SO	5
<b>BOWIE COUNTY</b>	
Bowie CO SO	36
De Kalb PD	1
Nash PD	3
New Boston PD	3
Texarkana PD	43
Wake Village PD	2
<b>BRAZORIA COUNTY</b>	
Brazoria CO SO	9
Alvin PD	32
Clute PD	1
Danbury PD	1
Freeport PD	14
Lake Jackson PD	20
Manvel PD	1
Pearland PD	37
Sweeny PD	1
West Columbia PD	3
Brazoria PD	3
Surfside Beach PD	4
Angleton ISD PD	2
Brazosport ISD PD	1
<b>BRAZOS COUNTY</b>	
Brazos CO SO	14
Bryan PD	115
College Station PD	52
Texas A&M Univ PD	9

AGENCY	INCIDENTS
<b>BREWSTER COUNTY</b>	
Brewster CO SO	4
Sul Ross State Univ PD	3
<b>BROOKS COUNTY</b>	
Falfurrias PD	1
<b>BROWN COUNTY</b>	
Brown CO SO	12
Brownwood PD	18
Early PD	1
<b>BURLESON COUNTY</b>	
Burleson CO SO	9
Caldwell PD	3
<b>BURNET COUNTY</b>	
Burnet CO SO	29
Marble Falls PD	5
Granite Shoals PD	1
Horseshoe Bay PD	1
<b>CALDWELL COUNTY</b>	
Caldwell CO SO	10
Lockhart PD	10
Luling PD	4
<b>CALHOUN COUNTY</b>	
Calhoun CO SO	6
Port Lavaca PD	18
<b>CALLAHAN COUNTY</b>	
Callahan CO SO	2
Baird PD	1
<b>CAMERON COUNTY</b>	
Cameron CO SO	80
Brownsville PD	96
Harlingen PD	35
La Feria PD	2
Los Fresnos PD	4
Port Isabel PD	1
Primera PD	1
Rio Hondo PD	1
San Benito PD	20
So Padre Island PD	17
Tstc Harlingen PD	1
Palm Valley PD	1
Santa Rosa ISD PD	1
Rancho Viejo PD	1
<b>CAMP COUNTY</b>	
Camp CO SO	2
Pittsburg PD	2
<b>CASS COUNTY</b>	
Cass CO SO	18
Atlanta PD	11

AGENCY	INCIDENTS
Linden PD	3
Queen City PD	1
<b>CHAMBERS COUNTY</b>	
Chambers CO SO	34
Mont Belvieu PD	3
<b>CHEROKEE COUNTY</b>	
Cherokee CO SO	30
Jacksonville PD	16
Rusk PD	8
<b>CLAY COUNTY</b>	
Clay CO SO	6
<b>COCHRAN COUNTY</b>	
Cochran CO SO	4
<b>COKE COUNTY</b>	
Coke CO SO	1
<b>COLEMAN COUNTY</b>	
Coleman PD	2
Santa Anna PD	3
<b>COLLIN COUNTY</b>	
Collin CO SO	22
Allen PD	25
Celina PD	2
Farmersville PD	2
Frisco PD	50
Mckinney PD	74
Plano PD	89
Prosper PD	5
Wylie PD	13
Murphy PD	3
Lavon PD	1
<b>COLORADO COUNTY</b>	
Colorado CO SO	4
Columbus PD	2
Weimar PD	3
<b>COMAL COUNTY</b>	
Comal CO SO	37
New Braunfels PD	85
Garden Ridge PD	5
Bulverde PD	2
<b>COMANCHE COUNTY</b>	
Comanche CO SO	2
Comanche PD	5
Deleon PD	1
<b>CONCHO COUNTY</b>	
Concho CO SO	1
<b>COOKE COUNTY</b>	
Cooke CO SO	6
Gainesville PD	33
<b>CORYELL COUNTY</b>	
Coryell CO SO	1
Copperas Cove PD	46
Gatesville PD	19

AGENCY	INCIDENTS
<b>CRANE COUNTY</b>	
Crane CO SO	1
Crane PD	1
<b>CROCKETT COUNTY</b>	
Crockett CO SO	5
<b>DALLAM COUNTY</b>	
Dalhart PD	4
<b>DALLAS COUNTY</b>	
Dallas CO SO	10
Addison PD	11
Balch Springs PD	19
Carrollton PD	86
Cedar Hill PD	15
Cockrell Hill PD	1
Coppell PD	9
Desoto PD	32
Duncanville PD	25
Farmers Branch PD	11
Garland PD	206
Grand Prairie PD	192
Irving PD	149
Lancaster PD	27
Mesquite PD	82
Richardson PD	15
Sachse PD	12
Seagoville PD	3
University Park PD	2
Wilmer PD	1
UT Dallas PD	1
Rowlett PD	28
Glenn Heights PD	4
Baylor Scott & White Health	2
So Methodist Univ PD	5
Dallas PD	1,064
<b>DAWSON COUNTY</b>	
Dawson CO SO	5
Lamesa PD	10
<b>DEAF SMITH COUNTY</b>	
Deaf Smith CO SO	2
Hereford PD	23
<b>DELTA COUNTY</b>	
Delta CO SO	3
<b>DENTON COUNTY</b>	
Denton CO SO	31
Denton PD	110
Lake Dallas PD	6
Lewisville PD	70
Pilot Point PD	3
Sanger PD	14
Texas Woman's Univ PD	2
Univ Of North Texas PD	5
Flower Mound PD	8
Little Elm PD	12
The Colony PD	20
Highland Village PD	1
Corinth PD	5
Hickory Creek PD	3

AGENCY	INCIDENTS
Roanoke PD	1
Trophy Club PD	6
<b>DEWITT COUNTY</b>	
Dewitt Co	5
Cuero PD	6
Yorktown PD	1
<b>DICKENS COUNTY</b>	
Spur PD	2
<b>DIMMIT COUNTY</b>	
Dimmit CO SO	5
Donley CO SO	1
<b>DUVAL COUNTY</b>	
Duval CO SO	4
Freer PD	2
<b>EASTLAND COUNTY</b>	
Eastland CO SO	1
Cisco PD	3
Eastland PD	2
<b>ECTOR COUNTY</b>	
Ector CO SO	42
Odessa PD	75
Ector Co ISD PD	1
<b>EL PASO COUNTY</b>	
El Paso Co	55
El Paso PD	391
UT El Paso PD	5
El Paso ISD PD	7
Horizon City PD	8
Socorro PD	6
<b>ELLIS COUNTY</b>	
Ellis CO SO	13
Ferris PD	2
Italy PD	2
Midlothian PD	17
Red Oak PD	2
Waxahachie PD	13
<b>ERATH COUNTY</b>	
Erath CO SO	12
Dublin PD	2
Stephenville PD	11
State Univ PD	2
<b>FANNIN COUNTY</b>	
Fannin CO SO	6
Bonham PD	7
<b>FAYETTE COUNTY</b>	
Fayette CO SO	2
La Grange PD	6
<b>FORT BEND COUNTY</b>	
Fort Bend CO SO	135
Missouri City PD	21
Rosenberg PD	30
Stafford PD	22
Sugar Land PD	23

AGENCY	INCIDENTS
Needville PD	5
Arcola PD	1
Meadows Place PD	5
Fulshear PD	2
Fort Bend ISD PD	1
<b>FREESTONE COUNTY</b>	
Freestone CO SO	3
Fairfield PD	2
Teague PD	6
<b>FRIO COUNTY</b>	
Pearsall PD	5
Dilley PD	4
<b>GAINS COUNTY</b>	
Gaines CO SO	5
Seagraves PD	1
<b>GALVESTON COUNTY</b>	
Galveston CO SO	20
Dickinson PD	28
Friendswood PD	16
Galveston PD	30
Hitchcock PD	4
Kemah PD	1
La Marque PD	2
League City PD	54
Texas City PD	19
TX A&M Galveston PD	3
Santa Fe PD	1
<b>GARZA COUNTY</b>	
Garza CO SO	3
<b>GILLESPIE COUNTY</b>	
Fredericksburg PD	4
<b>GONZALES COUNTY</b>	
Gonzales CO SO	8
Gonzales PD	14
Waelder PD	4
<b>GRAY COUNTY</b>	
Gray CO SO	3
Pampa PD	5
<b>GRAYSON COUNTY</b>	
Grayson CO SO	13
Denison PD	13
Sherman PD	45
Van Alstyne PD	2
Whitesboro PD	4
Tioga PD	2
Southmayd PD	1
<b>GREGG COUNTY</b>	
Gregg CO SO	14
Gladewater PD	5
Kilgore PD	16
Longview PD	76
White Oak PD	2
<b>GRIMES COUNTY</b>	
Grimes CO SO	34
Navasota PD	2

AGENCY	INCIDENTS
<b>GUADALUPE COUNTY</b>	
Guadalupe CO SO	31
Schertz PD	23
Seguin PD	31
Cibolo PD	5
<b>HALE COUNTY</b>	
Hale CO SO	4
Plainview PD	11
<b>HAMILTON COUNTY</b>	
Hamilton PD	1
<b>HARDIN COUNTY</b>	
Hardin CO SO	34
Kountze PD	2
Silsbee PD	2
Sour Lake PD	2
Lumberton PD	10
<b>HARRIS COUNTY</b>	
Harris CO SO	685
Baytown PD	38
Deer Park PD	32
Galena Park PD	10
Humble PD	15
Jacinto City PD	1
Jersey Village PD	4
La Porte PD	19
Pasadena PD	207
Seabrook PD	7
South Houston PD	22
Tomball PD	10
Webster PD	17
Katy PD	19
Nassau Bay PD	4
UT Houston PD	1
Texas So Univ PD	1
Rice University PD	3
Klein ISD PD	1
Alief ISD PD	1
Katy ISD PD	2
Pasadena ISD PD	1
Univ Of St Thomas PD	1
Humble ISD PD	4
Houston PD	1,385
<b>HARRISON COUNTY</b>	
Harrison CO SO	8
Marshall PD	8
<b>HASKELL COUNTY</b>	
Haskell PD	1
<b>HAYS COUNTY</b>	
Hays CO SO	26
San Marcos PD	6
Texas State Univ PD	7
Buda PD	3
<b>HEMPHILL COUNTY</b>	
Hemphill CO SO	2
<b>HENDERSON COUNTY</b>	
Henderson CO SO	16

AGENCY	INCIDENTS
Athens PD	11
Malakoff PD	2
Tool PD	1
<b>HIDALGO COUNTY</b>	
Hidalgo CO SO	136
Alamo PD	17
Donna PD	12
Edinburg PD	88
Elsa PD	2
Hidalgo PD	7
Mc Allen PD	57
Mercedes PD	19
Mission PD	26
Pharr PD	63
San Juan PD	18
Weslaco PD	33
Palmview PD	3
Alton PD	1
Edinburg Cisd PD	1
Penitas PD	4
Sullivan City PD	1
<b>HILL COUNTY</b>	
Hill CO SO	6
Hillsboro PD	12
Itasca PD	1
<b>HOCKLEY COUNTY</b>	
Hockley CO SO	3
Levelland PD	25
South Plains College PD	1
<b>HOOD COUNTY</b>	
Hood CO SO	13
Granbury PD	3
<b>HOPKINS COUNTY</b>	
Hopkins CO SO	13
Sulphur Springs PD	7
<b>HOUSTON COUNTY</b>	
Houston CO SO	1
Crockett PD	2
<b>HOWARD COUNTY</b>	
Big Spring PD	19
<b>HUDSPETH COUNTY</b>	
Hudspeth CO SO	1
<b>HUNT COUNTY</b>	
Hunt CO SO	33
Commerce PD	7
Greenville PD	31
TX A&M-Commerce PD	4
Caddo Mills PD	1
<b>HUTCHINSON COUNTY</b>	
Hutchinson CO SO	7
Borger PD	15
<b>JACK COUNTY</b>	
Jack CO SO	5
Jacksboro PD	4



AGENCY	INCIDENTS
<b>JACKSON COUNTY</b>	
Jackson CO SO	4
Edna PD	11
Ganado PD	3
<b>JASPER COUNTY</b>	
Jasper CO SO	20
Kirbyville PD	1
<b>JEFF DAVIS COUNTY</b>	
Jeff Davis CO SO	1
<b>JEFFERSON COUNTY</b>	
Jefferson CO SO	12
Beaumont PD	192
Groves PD	12
Nederland PD	11
Port Arthur PD	46
Port Neches PD	11
Lamar University PD	5
<b>JIM HOGG COUNTY</b>	
Jim Hogg CO SO	1
<b>JIM WELLS COUNTY</b>	
Jim Wells CO SO	10
Alice PD	23
<b>JOHNSON COUNTY</b>	
Johnson CO SO	24
Alvarado PD	4
Burleson PD	30
Cleburne PD	33
Joshua PD	4
Keene PD	2
Venus PD	1
<b>JONES COUNTY</b>	
Jones CO SO	1
Anson PD	1
Hamlin PD	1
<b>KARNES COUNTY</b>	
Karnes CO SO	3
Kenedy PD	1
<b>KAUFMAN COUNTY</b>	
Kaufman CO SO	43
Forney PD	2
Terrell PD	17
<b>KENDALL COUNTY</b>	
Kendall CO SO	9
Boerne PD	11
<b>KENEDY COUNTY</b>	
Kenedy CO SO	3
<b>KERR COUNTY</b>	
Kerr CO SO	22
Kerrville PD	26
<b>KLEBERG COUNTY</b>	
Kleberg CO SO	7
Kingsville PD	15
TX A&M Kingsville PD	2

AGENCY	INCIDENTS
<b>KNOX COUNTY</b>	
Knox CO SO	2
Knox City PD	2
<b>LA SALLE COUNTY</b>	
La Salle CO SO	3
<b>LAMAR COUNTY</b>	
Lamar CO SO	8
Paris PD	18
Reno PD	3
Lamb CO SO	3
<b>LAMPASAS COUNTY</b>	
Lampasas CO SO	1
Lampasas PD	16
<b>LAVACA COUNTY</b>	
Lavaca CO SO	2
Hallettsville PD	1
Yoakum PD	1
<b>LEE COUNTY</b>	
Lee CO SO	5
Giddings PD	3
Lexington PD	1
<b>LEON COUNTY</b>	
Leon CO SO	8
<b>LIBERTY COUNTY</b>	
Liberty CO SO	40
Cleveland PD	2
Dayton PD	12
Liberty PD	9
<b>LIMESTONE COUNTY</b>	
Limestone CO SO	2
Groesbeck PD	3
Mexia PD	9
<b>LIVE OAK COUNTY</b>	
Live Oak CO SO	4
Three Rivers PD	4
<b>LLANO COUNTY</b>	
Llano CO SO	4
<b>LUBBOCK COUNTY</b>	
Lubbock CO SO	24
Lubbock PD	313
Texas Tech Univ PD	4
<b>LYNN COUNTY</b>	
Lynn CO SO	1
Tahoka PD	3
<b>MADISON COUNTY</b>	
Madison CO SO	6
Madisonville PD	5
Madisonville ISD	1
<b>MARION COUNTY</b>	
Marion CO SO	1
Jefferson PD	1

AGENCY	INCIDENTS
<b>MARTIN COUNTY</b>	
Stanton PD	1
<b>MASON COUNTY</b>	
Mason CO SO	1
<b>MATAGORDA COUNTY</b>	
Matagorda CO SO	13
Bay City PD	19
Palacios PD	4
<b>MAVERICK COUNTY</b>	
Maverick CO SO	9
<b>MCCULLOCH COUNTY</b>	
Brady PD	2
<b>MCLENNAN COUNTY</b>	
McLennan CO SO	35
Bellmead PD	29
Beverly Hills PD	1
Hewitt PD	7
Lacy-Lakeview PD	14
Lorena PD	3
McGregor PD	4
Robinson PD	6
Waco PD	117
West PD	1
Riesel PD	1
TSTC Waco PD	2
Baylor Univ PD	5
<b>MEDINA COUNTY</b>	
Medina CO SO	20
Devine PD	4
Hondo PD	8
<b>MIDLAND COUNTY</b>	
Midland CO SO	7
Midland PD	110
<b>MILAM COUNTY</b>	
Milam CO SO	2
Cameron PD	5
Rockdale PD	5
<b>MILLS COUNTY</b>	
Mills CO SO	6
<b>MITCHELL COUNTY</b>	
Mitchell CO SO	1
Colorado City PD	4
<b>MONTAGUE COUNTY</b>	
Montague CO SO	5
Bowie PD	4
<b>MONTGOMERY COUNTY</b>	
Montgomery CO SO	35
Conroe PD	56
Patton Village PD	1
Shenandoah PD	1
Willis PD	3
Montgomery PD	1
Conroe ISD PD	5

AGENCY	INCIDENTS
<b>MOORE COUNTY</b>	
Dumas PD	10
<b>MORRIS COUNTY</b>	
Morris CO SO	2
Daingerfield PD	2
Naples PD	1
<b>NACOGDOCHES COUNTY</b>	
Nacogdoches CO SO	27
Nacogdoches PD	26
Stephen F Austin Univ PD	4
<b>NAVARRO COUNTY</b>	
Navarro CO SO	1
Corsicana PD	34
<b>NOLANV</b>	
Nolan CO SO	1
<b>NUECES COUNTY</b>	
Nueces CO SO	9
Bishop PD	4
Corpus Christi PD	448
Port Aransas PD	9
Driscoll PD	1
<b>OCHILTREE COUNTY</b>	
Ochiltree CO SO	4
Perryton PD	1
<b>ORANGE COUNTY</b>	
Orange CO SO	13
Bridge City PD	3
Orange PD	27
Pinehurst PD	1
Vidor PD	7
West Orange PD	1
<b>PALO PINTO COUNTY</b>	
Palo Pinto CO SO	2
<b>PANOLA COUNTY</b>	
Panola CO SO	4
Carthage PD	7
<b>PARKER COUNTY</b>	
Parker CO SO	50
Weatherford PD	32
Springtown PD	3
<b>PARMER COUNTY</b>	
Friona PD	2
<b>PECOS COUNTY</b>	
Pecos CO SO	1
Fort Stockton PD	6
<b>POLK COUNTY</b>	
Polk CO SO	47
Livingston PD	11
Corrigan PD	2
Onalaska PD	6
<b>POTTER COUNTY</b>	
Potter CO SO	13

AGENCY	INCIDENTS
<b>POTTER COUNTY</b>	
Amarillo PD	225
<b>RAINS COUNTY</b>	
Rains CO SO	1
<b>RANDALL COUNTY</b>	
Randall CO SO	21
Canyon PD	11
West Texas A&M Univ PD	3
<b>RED RIVER COUNTY</b>	
Red River CO SO	3
Bogota PD	1
<b>REEVES COUNTY</b>	
Reeves CO SO	2
Pecos PD	6
<b>REFUGIO COUNTY</b>	
Refugio CO SO	2
Refugio PD	1
<b>ROBERTSON COUNTY</b>	
Robertson CO SO	9
Hearne PD	3
<b>ROCKWALL COUNTY</b>	
Rockwall CO SO	6
Rockwall PD	14
Royse City PD	2
Heath PD	9
<b>RUSK COUNTY</b>	
Rusk CO SO	11
Henderson PD	11
<b>SABINE COUNTY</b>	
Sabine CO SO	10
<b>SAN JACINTO COUNTY</b>	
San Jacinto CO SO	18
<b>SAN PATRICIO COUNTY</b>	
San Patricio CO SO	3
Ingleside PD	4
Mathis PD	9
Portland PD	5
Sinton PD	1
Taft PD	2
<b>SAN SABA COUNTY</b>	
San Saba CO SO	1
San Saba PD	1
<b>SCURRY COUNTY</b>	
Scurry CO SO	2
Snyder PD	2
<b>SHACKELFORD COUNTY</b>	
Shackelford CO SO	1
<b>SHELBY COUNTY</b>	
Shelby CO SO	6
Center PD	13

AGENCY	INCIDENTS
<b>SMITH COUNTY</b>	
Smith CO SO	30
Lindale PD	4
Tyler PD	104
Whitehouse PD	11
Bullard PD	1
<b>SOMERVELL COUNTY</b>	
Somervell CO SO	2
<b>STARR COUNTY</b>	
Starr CO SO	21
La Grulla PD	1
Rio Grande City PD	5
Roma PD	3
<b>STEPHENS COUNTY</b>	
Stephens CO SO	3
Breckenridge PD	15
<b>SWISHER COUNTY</b>	
Tulia PD	8
<b>TARRANT COUNTY</b>	
Tarrant CO SO	39
Arlington PD	361
Azle PD	4
Bedford PD	27
Benbrook PD	9
Crowley PD	2
Eules PD	59
Everman PD	8
Forest Hill PD	2
Fort Worth PD	1,060
Grapevine PD	7
Haltom City PD	37
Hurst PD	24
Kennedale PD	6
Mansfield PD	13
No Richland Hills PD	39
Richland Hills PD	7
River Oaks PD	4
Saginaw PD	18
Watauga PD	18
Westworth PD	2
Keller PD	11
Southlake PD	8
UT Arlington PD	6
D/FW Airport PD	4
Texas Christian Univ PD	3
Colleyville PD	2
Pelican Bay PD	2
Tarrant Co Hosp Dist PD	2
<b>TAYLOR COUNTY</b>	
Taylor CO SO	6
Abilene PD	168
Abilene Christ. U	2
<b>TERRY COUNTY</b>	
Terry CO SO	1
Brownfield PD	5
<b>THROCKMORTON COUNTY</b>	
Throckmorton CO SO	1



AGENCY	INCIDENTS
<b>TITUS COUNTY</b>	
Titus CO SO	15
Mount Pleasant PD	15
<b>TOM GREEN COUNTY</b>	
Tom Green CO SO	17
San Angelo PD	89
Angelo St. Univ PD	2
<b>TRAVIS COUNTY</b>	
Travis CO SO	206
Austin PD	296
Manor PD	2
Ut Austin PD	5
Pflugerville PD	56
Lakeway PD	6
Lago Vista PD	7
Jonestown PD	2
Austin ISD PD	17
Bee Cave PD	4
Pflugerville ISD PD	2
<b>TRINITY COUNTY</b>	
Trinity CO SO	4
<b>TYLER COUNTY</b>	
Tyler CO SO	27
<b>UPSHUR COUNTY</b>	
Upshur CO SO	27
Gilmer PD	3
<b>UPTON COUNTY</b>	
Upton CO SO	2
<b>UVALDE COUNTY</b>	
Uvalde CO SO	6
<b>VAL VERDE COUNTY</b>	
Val Verde CO SO	6
Del Rio PD	14
<b>VAN ZANDT COUNTY</b>	
Van Zandt CO SO	9
Grand Saline PD	4
Van PD	1
Wills Point PD	5

AGENCY	INCIDENTS
<b>VICTORIA COUNTY</b>	
Victoria CO SO	46
Victoria PD	62
<b>WALKER COUNTY</b>	
Walker CO SO	15
Huntsville PD	22
<b>WALLER COUNTY</b>	
Waller CO SO	1
Brookshire PD	6
Hempstead PD	3
<b>WARD COUNTY</b>	
Ward CO SO	6
Monahans PD	5
<b>WASHINGTON COUNTY</b>	
Washington CO SO	7
Brenham PD	15
<b>WEBB COUNTY</b>	
Webb CO SO	5
Laredo PD	266
TX A&M Internat'l Univ PD	4
<b>WHARTON COUNTY</b>	
Wharton CO SO	20
El Campo PD	19
Wharton PD	11
<b>WHEELER COUNTY</b>	
Wheeler CO SO	4
<b>WICHITA COUNTY</b>	
Burkburnett PD	12
Electra PD	2
Iowa Park PD	4
Wichita Falls PD	223
Midwestern Univ PD	1
<b>WILBARGER COUNTY</b>	
Vernon PD	15
<b>WILLACY COUNTY</b>	
Willacy CO SO	13
Lyford PD	3

AGENCY	INCIDENTS
Raymondville PD	11
Port Mansfield PD	1
<b>WILLIAMSON COUNTY</b>	
Williamson CO SO	76
Georgetown PD	27
Hutto PD	6
Round Rock PD	65
Taylor PD	20
Cedar Park PD	42
Leander PD	34
Thrall PD	3
Jarrell PD	1
<b>WILSON COUNTY</b>	
Wilson CO SO	2
Floresville PD	6
<b>WINKLER COUNTY</b>	
Winkler PD	1
<b>WISE COUNTY</b>	
Wise CO SO	15
Bridgeport PD	1
Decatur PD	2
Boyd PD	1
<b>WOOD COUNTY</b>	
Wood CO SO	14
Mineola PD	3
Quitman PD	1
Winnsboro PD	1
<b>YOAKUM COUNTY</b>	
Denver City PD	3
<b>YOUNG COUNTY</b>	
Young CO SO	2
Graham PD	9
<b>ZAVALA COUNTY</b>	
Zavala CO SO	4