

Chapter 6

HATE CRIME

HATE CRIME

DEFINITION

The Texas Hate Crimes Act, Chapter 411.046 of the Texas Government Code, defines hate crimes as crimes that are motivated by prejudice, hatred, or advocacy of violence including, but not limited to, incidents for which statistics are or were kept under Public Law 101275 (the Federal Hate Crimes Statistics Act). The federal law further defines Hate Crime as crimes that manifest evidence of prejudice based on race, ethnicity, sexual orientation, religion, disability, gender and gender identity.

ANALYSIS

Volume

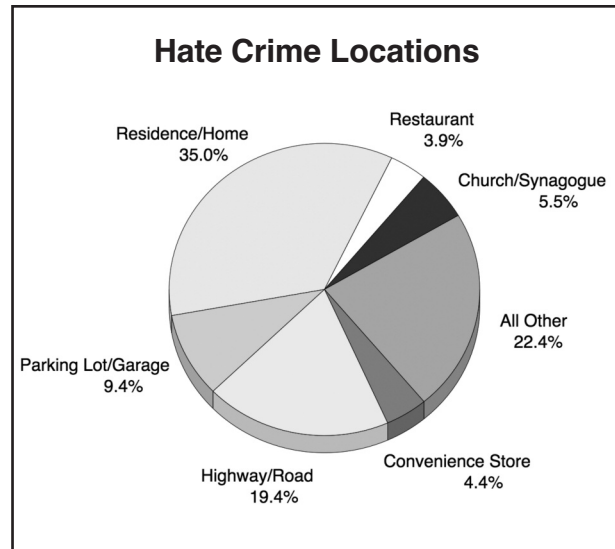
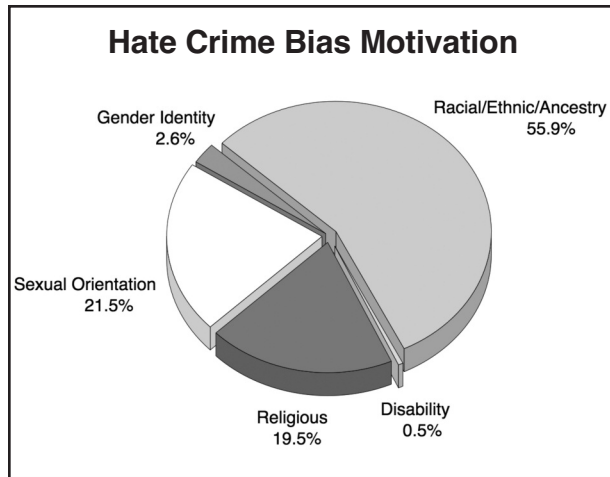
The total number of reported Texas hate crime incidents in 2015 was 193. This represents an increase of 16 percent when compared to 2014. These incidents involved 205 victims, 213 offenders, and resulted in a total of 206 offenses.

2015 Hate Crime Quick Stats			
	2015	2014	% Change
Reported Incidents	193	166	+16.3
Reported Victims	205	190	+7.9
Reported Offenders	213	198	+7.6
Reported Offenses	206	167	+23.4

Bias Motivation

In 2015, the largest percentage of hate crime reports in Texas were race/ethnic/ancestry in nature. The second most commonly reported bias motivation was sexual orientation. The third most common bias was religious. The fourth most common bias was gender identity.

Hate Crime Bias Motivation			
Bias Nature	Group %	Bias Type	Total %
Race/ Ethnicity Ancestry	55.9	Anti-White	11.8
		Anti-Black	24.1
		Anti-Am. Indian/Alaskan Native	0.5
		Anti-Asian	3.1
		Anti-Multi Racial (Group)	2.6
		Anti-Hawaiian/Pac. Islander	0.0
		Anti-Arab	0.0
		Anti-Hispanic/Latino	7.7
		Anti-Other Race/Eth/Ancestry	5.6
Sexual Orienta- tion	21.5	Anti-Male Homosexual	13.8
		Anti-Female Homosexual	3.6
		Anti-LGBT (Mixed Group)	3.1
		Anti-Heterosexual	0.5
		Anti-Bisexual	0.5
Religious	19.5	Anti-Jewish	6.7
		Anti-Catholic	0.0
		Anti-Protestant	0.5
		Anti-Islamic (Muslim)	8.2
		Anti-Other Religion	3.1
		Anti-MultiReligion (Group)	1.0
		Anti-Atheism/Agnostic/etc	0.0
		Anti-Mormon	0.0
		Anti-Jehovah's Witness	0.0
		Anti-Eastern Orthodox	0.0
		Anti-Other Christian	0.0
		Anti-Buddist	0.0
		Anti-Hindu	0.0
Anti-Sikh	0.0		
Disability	0.5	Anti-Physical	0.0
		Anti-Mental	0.5
Gender	0.0	Anti-Male	0.0
		Anti-Female	0.0
Gender Identity	2.6	Anti-Transgender	2.6
		Anti-Gender Non-Conforming	0.0



Location

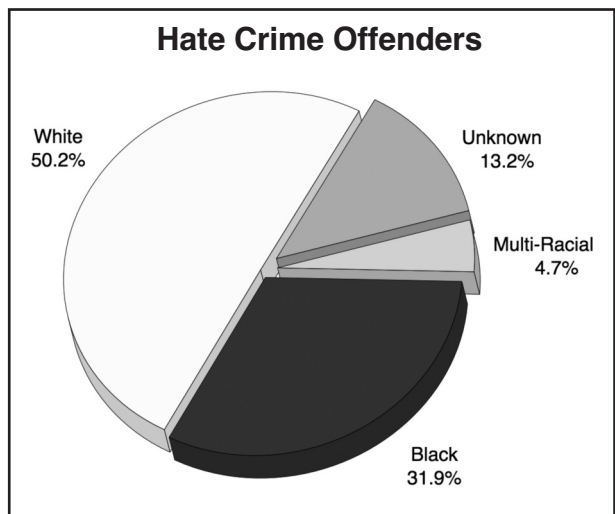
In 2015, hate crimes occurred most frequently in residences and homes. The second most common locations were highways, roads, streets and alleys, followed by parking lots and garages.

Offenders

In 2015, 213 offenders were involved in incidents of hate crimes. Hate crime incidents can be perpetrated by multiple offenders of the same race. The following chart displays the suspected offenders' race totaling 213.

Hate Crime Locations		
Location	Volume	%
Air/Bus/Train Terminal	1	0.6
Bar/Nightclub	5	2.8
Church/Synagogue/Temple	10	5.5
Commercial/Office Building	2	1.1
Construction Site	3	1.7
Convenience Store	8	4.4
Department/Discount Store	4	2.2
Drug Store/Doctor's Office/Hospital	2	1.1
Field/Woods	1	0.6
Government/Public Building	3	1.7
Grocery/Supermarket	4	2.2
Highway/Road/Street/Alley	35	19.4
Jail/Prison	4	2.2
Parking Lot/Garage	17	9.4
Residence/Home	63	35.0
Restaurant	7	3.9
Service/Gas Station	5	2.8
Specialty Store (TV, Fur etc.)	1	0.6
Other/Unknown	5	2.8

Hate Crime Offenders by Racial Group		
Race	Volume	%
White	107	50.2
Black	68	31.9
American Indian/Alaskan Native	0	0.0
Asian	0	0.0
Native Hawaiian/Pacific Islander	0	0.0
MultiRacial Group	10	4.7
Unknown	28	13.2

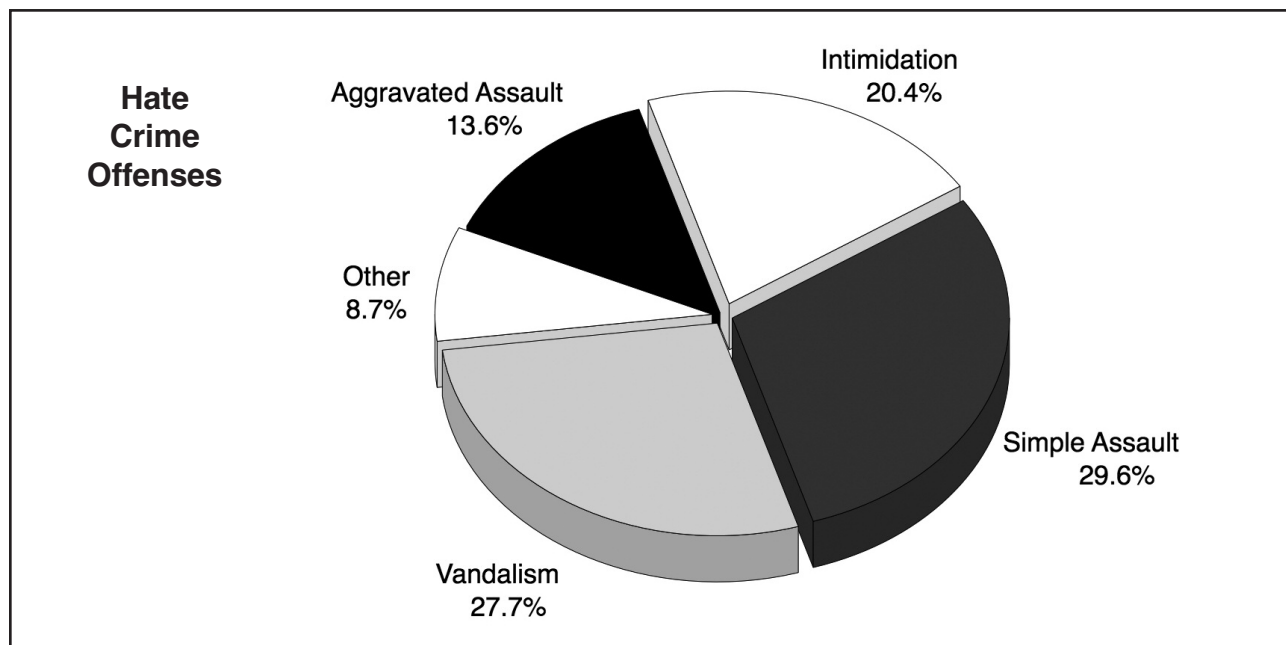


Victims

Information on the victims of hate crimes is limited to victim type. While bias motivation information identifies the offender’s bias, it is important to note that the victim may not actually belong to the group the offender sought to harm. For this reason, information on the victims’ actual group membership is not recorded.

Victim type, in the hate crime data collection program, is listed as: individual, business, financial institution, government, religious organization, society/public, other and unknown. Of these victim types, individuals were reported to be the main hate crime target.

Hate Crime Victim Type		
Victim Type	Volume	%
Individual	179	83.6
Business	13	6.1
Financial Institution	0	0.0
Government	1	0.5
Religious Organization	10	4.7
Other	0	0.0
Unknown	2	0.9



Offenses

Offense information in the hate crime data collection program are defined in accordance with federal Uniform Crime Reporting definitions and do not necessarily conform to Texas state definitions. Complete offense definitions are available in the appendix to this publication.

Hate crime offense information fall into the eight index crime categories – murder, rape, robbery, aggravated assault, burglary, larceny-theft, motor vehicle theft, and arson – plus the non-index crimes of simple assault, intimidation and vandalism. Of these offense categories, aggravated assault, simple assault, intimidation and vandalism together accounted for 91 percent of all bias crime offenses.

Hate Crime Offenses		
Offenses	Volume	%
Murder	1	0.5
Rape	0.0	0.0
Robbery	5	2.4
Aggravated Assault	28	13.6
Burglary	6	2.9
LarcenyTheft	5	2.4
Motor Vehicle Theft	0	0.0
Arson	1	0.5
Simple Assault	61	29.6
Intimidation	42	20.4
Vandalism	57	27.7

2015 TEXAS HATE CRIME BY JURISDICTION

BEXAR COUNTY	
San Antonio PD	13
Alamo Comm Coll PD	2
BRAZORIA COUNTY	
Brazoria CO SO	1
Pearland PD	2
CALHOUN COUNTY	
Port Lavaca PD	1
CAMERON COUNTY	
Santa Rosa PD	1
CHEROKEE COUNTY	
Rusk PD	1
COLLIN COUNTY	
Frisco PD	1
McKinney PD	3
Plano PD	4
DALLAM COUNTY	
Dalhart PD	1
DALLAS COUNTY	
Dallas PD	11
Carrollton PD	1
Grand Prairie PD	1
Sachse PD	1
University Park PD	2
Dallas Co Hosp Dist PD	1
DENTON COUNTY	
Denton PD	3
Lewisville PD	2
EASTLAND COUNTY	
Cisco PD	1
ECTOR COUNTY	
Odessa PD	4
EL PASO COUNTY	
El Paso PD	3

ERATH COUNTY	
Dublin PD	1
FAYETTE COUNTY	
La Grange PD	1
FORT BEND COUNTY	
Missouri City PD	1
FREESTONE COUNTY	
Fairfield PD	1
GALVESTON COUNTY	
Galveston CO SO	3
GRAY COUNTY	
Gray CO SO	1
GREGG COUNTY	
Longview PD	3
GUADALUPE COUNTY	
Schertz PD	1
HARRIS COUNTY	
Houston PD	27
Baytown PD	1
La Porte PD	1
UT Houston PD	1
HIDALGO COUNTY	
UT Pan American PD	1
HUNT COUNTY	
Commerce PD	1
JEFFERSON COUNTY	
Beaumont PD	8
LUBBOCK COUNTY	
Lubbock CO SO	2
Texas Tech Univ PD	3
MADISON COUNTY	
Madisonville PD	1
MARTIN COUNTY	
Martin CO SO	1

NUECES COUNTY	
Corpus Christi PD	1
PARKER COUNTY	
Parker CO SO	1
Weatherford PD	2
SHELBY COUNTY	
Center PD	4
SMITH COUNTY	
Smith CO SO	2
Tyler PD	4
TARRANT COUNTY	
Bedford PD	5
Fort Worth PD	21
UT Arlington PD	1
Texas Christian Univ PD	1
Colleyville PD	1
TOM GREEN COUNTY	
San Angelo PD	1
TRAVIS COUNTY	
Travis CO SO	4
Austin PD	14
UT Austin PD	2
Austin ISD PD	1
UPSHUR COUNTY	
Gilmer PD	1
VICTORIA COUNTY	
Victoria PD	1
WICHITA COUNTY	
Burkburnett PD	1
WILLIAMSON COUNTY	
Cedar Park PD	4
YOUNG COUNTY	
Young CO SO	1
ZAVALA COUNTY	
Zavala CO SO	1

Jurisdictions not represented either reported zero incidents of Hate Crime or did not report at all.