

**Chapter  
5**

**FAMILY  
VIOLENCE**

---

# FAMILY VIOLENCE

## DEFINITION

The Texas Family Code defines Family Violence as an act by a member of a family or household against another member that is intended to result in physical harm, bodily injury, assault, or a threat that reasonably places the member in fear of imminent physical harm. The law excludes the reasonable discipline of a child and defines abuse as physical injury that results in substantial harm or genuine threat; sexual contact, intercourse, or conduct; or compelling or encouraging the child to engage in sexual conduct.

By definition and for the purposes of family violence reports, ‘family’ includes individuals related by consanguinity (blood) or affinity, marriage or former marriage, biological parents of the same child, foster children, foster parents, and members or former members of the same household (including roommates). Senate Bill 68 of the 77th Legislature amended the Family Code to include “Dating Violence”. The “Dating Relationship” means a relationship between individuals who have or have had a continuing relationship of a romantic or intimate nature.

## ANALYSIS

### Volume

The total number of Texas family violence incidents in 2015 was 194,872. This represented a 4.9 percent increase when compared to 2014. These incidents involved 211,301 victims (up 5.1 percent from 2014) and 205,154 offenders (up 4.9 percent from 2014).

| 2015 FAMILY VIOLENCE QUICK STATS |         |         |          |
|----------------------------------|---------|---------|----------|
|                                  | 2015    | 2014    | % Change |
| Incidents                        | 194,872 | 185,817 | +4.9     |
| Victims                          | 211,301 | 201,051 | +5.1     |
| Offenders                        | 205,154 | 195,511 | +4.9     |

## Victim/Offender Relationships

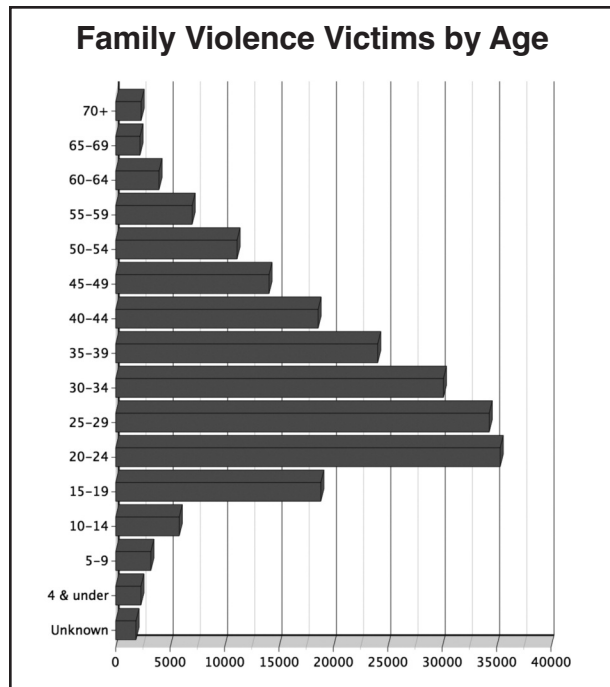
The largest percentage of family violence reports was between other family members. The second most commonly reported relationship among offenders and victims was married spouses and the third most common relationship was common law spouses.

| Relationship of Victim to Offender |         |                            |         |
|------------------------------------|---------|----------------------------|---------|
| Type                               | Group % | Relationship of Victim     | Total % |
| Marital                            | 39.3%   | Husband                    | 4.1     |
|                                    |         | Wife                       | 14.1    |
|                                    |         | Common-Law Husband         | 3.1     |
|                                    |         | Common-Law Wife            | 13.6    |
|                                    |         | Ex-Husband                 | 0.9     |
|                                    |         | Ex-Wife                    | 3.4     |
| Parental / Child                   | 16.1%   | Father                     | 2.3     |
|                                    |         | Mother                     | 5.7     |
|                                    |         | Son                        | 2.2     |
|                                    |         | Daughter                   | 3.2     |
|                                    |         | Stepfather                 | 0.8     |
|                                    |         | Stepmother                 | 0.3     |
|                                    |         | Stepson                    | 0.6     |
|                                    |         | Stepdaughter               | 0.8     |
|                                    |         | Foster Parent              | 0.02    |
|                                    |         | Foster Child               | 0.01    |
| Other Family                       | 44.3%   | Grandfather                | 0.2     |
|                                    |         | Grandmother                | 0.5     |
|                                    |         | Grandson                   | 0.1     |
|                                    |         | Granddaughter              | 0.3     |
|                                    |         | Brother                    | 2.9     |
|                                    |         | Sister                     | 3.7     |
|                                    |         | Stepbrother                | 0.1     |
|                                    |         | Stepsister                 | 0.1     |
|                                    |         | Male Roommate              | 1.7     |
|                                    |         | Female Roommate            | 2.9     |
|                                    |         | Male In-Law                | 0.8     |
|                                    |         | Female In-Law              | 1.1     |
|                                    |         | Other Male Family Member   | 7.7     |
|                                    |         | Other Female Family Member | 22.2    |

**Victims**

Incidents of family violence in 2015 involved 211,301 victims. Of the victims whose sex was known, 28 percent were male and 72 percent were female. The age group with the highest number of victims was the 20-to-24 year-old bracket.

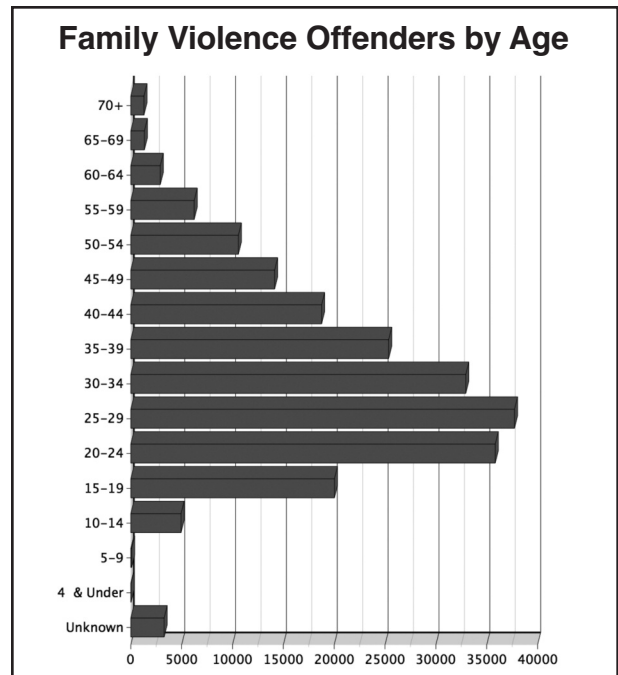
Of the victims whose ethnicity was known, 37 percent were Hispanic and 63 percent were not Hispanic. For the victims whose race was known, 72 percent were White, 27 percent were Black, and 1 percent were American Indian, Alaskan Native, Asian, or Native Hawaiian/ Other Pacific Islander. Of the number of White victims, 72 percent were female; 73 percent of Black victims were female; 71 percent of American Indian or Alaskan Native victims were female; and 72 percent of Asian, Native Hawaiian, or Other Pacific Islander victims were female.



**Offenders**

In 2015, 205,154 offenders were involved in incidents of family violence. Of the offenders whose sex was known, 74 percent were male and 26 percent were female. The age group showing the highest number of offenders was the 25-to-29 year-old bracket.

Of the offenders whose ethnicity was known, 37 percent were Hispanic and 63 percent were not Hispanic. Of the offenders whose race was known, 69 percent were White, 30 percent were Black, and



1 percent were American Indian, Alaskan Native, Asian, Native Hawaiian, or Other Pacific Islander. An examination of offenders by race found that 74 percent of the White offenders were male, 75 percent of the Black offenders were male, 68 percent of the American Indian/Alaskan Native offenders were male, and 73 percent of Asian, Native Hawaiian, or Other Pacific Islander offenders were male.

**Officer Assaults**

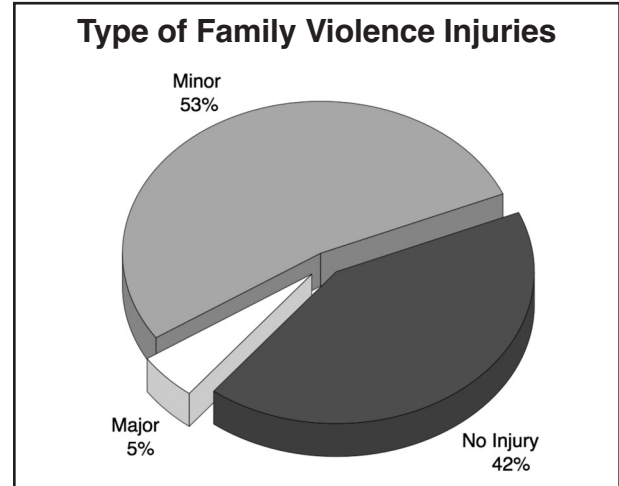
A serious problem inherent to police intervention and investigation of family violence incidents is the potential for law officers to be assaulted. In 2015, during the course of responding to family violence incidents, 206 Texas law officers were assaulted. During the same period, 4,310 assaults were made on law officers during all types of police activity.

**Offenses**

Offense information in the family violence program is collected according to federal UCR guidelines and does not necessarily conform to Texas state definitions. Complete offense definitions are available in the appendix to this publication. Family violence offense information falls into five general categories: assaults, homicides, kidnapping/abductions, robberies, and sex offenses. Of the five main categories, assaults accounted for 97% of all offenses. Information for each individual crime is represented in the chart on the next page.

| FAMILY VIOLENCE OFFENSES |         |                                    |         |
|--------------------------|---------|------------------------------------|---------|
| Type                     | Group % | Offense                            | Total % |
| Assaults                 | 96.9    | Aggravated Assault                 | 15.5    |
|                          |         | Simple Assault                     | 74.6    |
|                          |         | Intimidation                       | 6.7     |
| Homicides                | 0.1     | Murder & Nonnegligent Manslaughter | 0.08    |
|                          |         | Negligent Manslaughter             | 0.01    |
|                          |         | Justifiable Homicide               | 0.001   |
| Kidnapping               | 0.3     | Kidnapping/Abduction               | 0.3     |
| Robbery                  | 0.2     | Robbery                            | 0.2     |
| Sex Offenses             | 2.5     | Rape                               | 1.2     |
|                          |         | Sodomy                             | 0.17    |
|                          |         | Sexual Assault w/Object            | 0.1     |
|                          |         | Fondling                           | 0.9     |
|                          |         | Incest                             | 0.04    |
|                          |         | Statutory Rape                     | 0.09    |

Of the apparent major injuries, 25 percent were due to Possible Internal Injuries, 26 percent were from Severe Lacerations, 22 percent from Other Major Injuries, 13 percent from Unconsciousness, 11 percent from Broken Bones, and Loss of Teeth accounted for the remaining 3 percent.

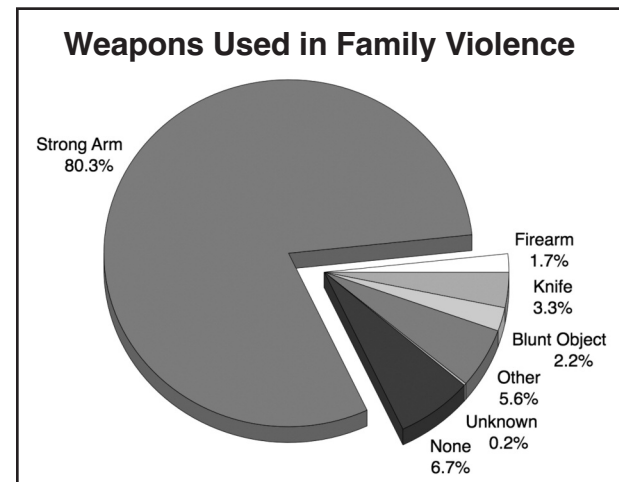
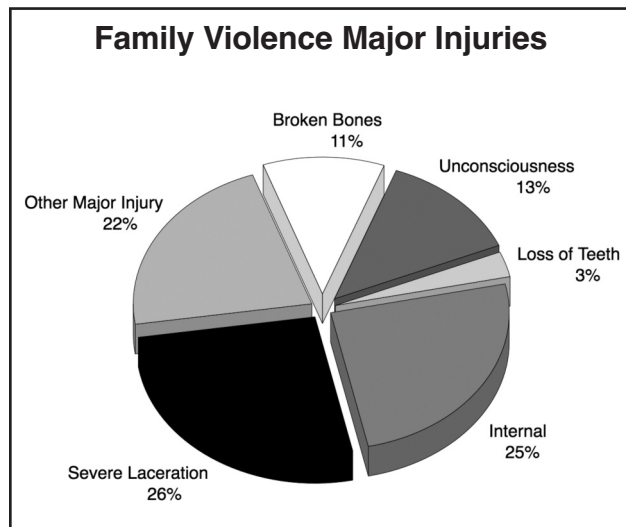


**Injuries**

For the purposes of this family violence report, the police officers who responded to disturbance calls determined the extent of injuries and all injuries were considered to be apparent injuries. If later medical attention indicated that the injuries were more or less severe than noted by the responding officer, this information is not included in the family violence report. The majority of reported injuries (53%) were considered to be minor injuries. In another 42 percent of family violence reports, 'no injury' was recorded. Major injuries were reported in 5 percent of the cases.

**Weapons**

The most common weapon involved in family violence cases was physical force through the use of hands, feet, and fists (strong-arm), which accounted for 80.3 percent of the incidents. The Texas Family Violence law considers the use of threats and intimidation to be serious enough to report and, thus, 6.7 percent of the reports were listed as involving no weapons. Knives or cutting instruments (3.3 percent), blunt objects (2.2 percent), firearms (1.7 percent), and other weapons (5.6 percent), and unknown (0.2 percent) accounted for the remaining cases. Considered as other weapons were motor vehicles, poison, explosives, fire, drugs, unknown, and miscellaneous weapons.



# FAMILY VIOLENCE BY JURISDICTION

| AGENCY                  | INCIDENTS |
|-------------------------|-----------|
| <b>ANDERSON COUNTY</b>  |           |
| Anderson CO SO          | 153       |
| Palestine PD            | 164       |
| Frankston PD            | 11        |
| <b>ANDREWS COUNTY</b>   |           |
| Andrews CO SO           | 10        |
| Andrews PD              | 42        |
| <b>ANGELINA COUNTY</b>  |           |
| Angelina CO SO          | 174       |
| Diboll PD               | 10        |
| Huntington PD           | 4         |
| Lufkin PD               | 446       |
| Hudson PD               | 7         |
| <b>ARANSAS COUNTY</b>   |           |
| Aransas CO SO           | 79        |
| Rockport PD             | 55        |
| Fulton PD               | 4         |
| <b>ARCHER COUNTY</b>    |           |
| Archer CO SO            | 24        |
| <b>ARMSTRONG COUNTY</b> |           |
| Armstrong CO SO         | 3         |
| <b>ATASCOSA COUNTY</b>  |           |
| Atascosa CO SO          | 150       |
| Lytle PD                | 2         |
| Pleasanton PD           | 107       |
| Poteet PD               | 41        |
| Jourdanton PD           | 12        |
| <b>AUSTIN COUNTY</b>    |           |
| Austin CO SO            | 41        |
| Bellville PD            | 27        |
| Sealy PD                | 39        |
| Wallis PD               | 5         |
| Sealy ISD PD            | 0         |
| <b>BAILEY COUNTY</b>    |           |
| Bailey CO SO            | 12        |
| Muleshoe PD             | 35        |
| <b>BANDERA COUNTY</b>   |           |
| Bandera CO SO           | 79        |
| <b>BASTROP COUNTY</b>   |           |
| Bastrop CO SO           | 590       |
| Bastrop PD              | 82        |
| Elgin PD                | 34        |
| Smithville PD           | 42        |
| <b>BAYLOR COUNTY</b>    |           |
| Baylor CO SO            | 0         |
| Seymour PD              | 23        |

| AGENCY                   | INCIDENTS |
|--------------------------|-----------|
| <b>BEE COUNTY</b>        |           |
| Bee CO SO                | 61        |
| Beeville PD              | 108       |
| <b>BELL COUNTY</b>       |           |
| Bell CO SO               | 152       |
| Belton PD                | 180       |
| Harker Heights PD        | 140       |
| Killeen PD               | 2,231     |
| Nolanville PD            | 18        |
| Temple PD                | 639       |
| Central Texas College PD | 5         |
| Morgans Point Resort PD  | 3         |
| Killeen ISD PD           | 0         |
| Troy PD                  | 4         |
| Salado PD                | 2         |
| Mary Hardin Baylor PD    | 0         |
| TAMU Central Texas PD    | 0         |
| <b>BEXAR COUNTY</b>      |           |
| Bexar CO SO              | 1594      |
| San Antonio PD           | 13,133    |
| Alamo Heights PD         | 19        |
| Balcones Heights PD      | 30        |
| Castle Hills PD          | 2         |
| Converse PD              | 45        |
| Hill Country Village PD  | 0         |
| Hollywood Park PD        | 1         |
| Kirby PD                 | 110       |
| Leon Valley PD           | 62        |
| Olmos Park PD            | 3         |
| Shavano Park PD          | 3         |
| Terrell Hills PD         | 6         |
| Universal City PD        | 212       |
| Windcrest PD             | 18        |
| Live Oak PD              | 33        |
| UT H/S Ctr Sa PD         | 6         |
| UT San Antonio PD        | 9         |
| Judson ISD PD            | 0         |
| Alamo Comm Coll PD       | 2         |
| Selma PD                 | 32        |
| Somerset PD              | 0         |
| Helotes PD               | 18        |
| Trinity University PD    | 0         |
| St Mary's Univ PD        | 0         |
| Fair Oaks Ranch PD       | 4         |
| TAMU SA PD               | 0         |
| <b>BLANCO COUNTY</b>     |           |
| Blanco CO SO             | 9         |
| Blanco PD                | 7         |
| Johnson City PD          | 14        |
| <b>BORDEN COUNTY</b>     |           |
| Borden CO SO             | 2         |

| AGENCY                   | INCIDENTS |
|--------------------------|-----------|
| <b>BOSQUE COUNTY</b>     |           |
| Bosque CO SO             | 43        |
| Clifton PD               | 9         |
| Valley Mills PD          | 2         |
| <b>BOWIE COUNTY</b>      |           |
| Bowie CO SO              | 266       |
| De Kalb PD               | 10        |
| Nash PD                  | 43        |
| New Boston PD            | 37        |
| Texarkana PD             | 789       |
| Wake Village PD          | 47        |
| Hooks PD                 | 2         |
| <b>BRAZORIA COUNTY</b>   |           |
| Brazoria CO SO           | 591       |
| Alvin PD                 | 172       |
| Angleton PD              | 146       |
| Clute PD                 | 86        |
| Danbury PD               | 1         |
| Freeport PD              | 104       |
| Lake Jackson PD          | 184       |
| Manvel PD                | 63        |
| Pearland PD              | 429       |
| Richwood PD              | 1         |
| Sweeny PD                | 45        |
| West Columbia PD         | 15        |
| Alvin Community Coll PD  | 0         |
| Brazoria PD              | 13        |
| Brookside Village PD     | 1         |
| Jones Creek PD           | 6         |
| Surfside Beach PD        | 13        |
| Oyster Creek PD          | 15        |
| Alvin ISD PD             | 1         |
| Angleton ISD PD          | 1         |
| Columbia-Brazoria ISD PD | 2         |
| <b>BRAZOS COUNTY</b>     |           |
| Brazos CO SO             | 52        |
| Bryan PD                 | 965       |
| College Station PD       | 561       |
| Texas A&M Univ PD        | 8         |
| <b>BREWSTER COUNTY</b>   |           |
| Brewster CO SO           | 11        |
| Alpine PD                | 22        |
| Sul Ross State Univ PD   | 1         |
| <b>BRISCOE COUNTY</b>    |           |
| Briscoe CO SO            | 2         |
| <b>BROOKS COUNTY</b>     |           |
| Brooks CO SO             | 2         |
| Falfurrias PD            | 21        |
| <b>BROWN COUNTY</b>      |           |
| Brown CO SO              | 83        |

| AGENCY                 | INCIDENTS |
|------------------------|-----------|
| Bangs PD               | 0         |
| Brownwood PD           | 233       |
| Early PD               | 11        |
| <b>BURLESON COUNTY</b> |           |
| Burleson CO SO         | 49        |
| Caldwell PD            | 7         |
| Somerville PD          | 4         |
| <b>BURNET COUNTY</b>   |           |
| Burnet CO SO           | 86        |
| Burnet PD              | 72        |
| Marble Falls PD        | 78        |
| Bertram PD             | 11        |
| Granite Shoals PD      | 31        |
| Horseshoe Bay PD       | 5         |
| <b>CALDWELL COUNTY</b> |           |
| Caldwell CO SO         | 161       |
| Lockhart PD            | 104       |
| Luling PD              | 43        |
| Martindale PD          | 2         |
| <b>CALHOUN COUNTY</b>  |           |
| Calhoun CO SO          | 40        |
| Port Lavaca PD         | 136       |
| Calhoun CO ISD         | 0         |
| <b>CALLAHAN COUNTY</b> |           |
| Callahan CO SO         | 19        |
| Baird PD               | 4         |
| Clyde PD               | 23        |
| <b>CAMERON COUNTY</b>  |           |
| Cameron CO SO          | 731       |
| Brownsville PD         | 1,442     |
| Combes PD              | 3         |
| Harlingen PD           | 517       |
| La Feria PD            | 44        |
| Los Fresnos PD         | 13        |
| Port Isabel PD         | 15        |
| Primera PD             | 20        |
| Rio Hondo PD           | 9         |
| San Benito PD          | 126       |
| Santa Rosa PD          | 0         |
| UT Brownsville PD      | 0         |
| So Padre Island PD     | 74        |
| TSTC Harlingen PD      | 1         |
| Brownsville ISD PD     | 0         |
| Palm Valley PD         | 3         |
| Laguna Vista PD        | 8         |
| Rancho Viejo PD        | 4         |
| Indian Lake            | 0         |
| Port of Brownsville PD | 0         |
| <b>CAMP COUNTY</b>     |           |
| Camp CO SO             | 34        |
| Pittsburg PD           | 53        |
| <b>CARSON COUNTY</b>   |           |
| Carson CO SO           | 0         |
| Panhandle PD           | 1         |
| <b>CASS COUNTY</b>     |           |
| Cass CO SO             | 82        |

| AGENCY                      | INCIDENTS |
|-----------------------------|-----------|
| Atlanta PD                  | 31        |
| Hughes Springs PD           | 4         |
| Linden PD                   | 7         |
| Queen City PD               | 3         |
| <b>CASTRO COUNTY</b>        |           |
| Castro CO SO                | 7         |
| Dimmitt PD                  | 35        |
| <b>CHAMBERS COUNTY</b>      |           |
| Chambers CO SO              | 162       |
| Mont Belvieu PD             | 15        |
| Barbers Hill ISD PD         | 0         |
| <b>CHEROKEE COUNTY</b>      |           |
| Cherokee CO SO              | 284       |
| Jacksonville PD             | 191       |
| Rusk PD                     | 34        |
| <b>CHILDRESS COUNTY</b>     |           |
| Childress CO SO             | 37        |
| <b>CLAY COUNTY</b>          |           |
| Clay CO SO                  | 27        |
| <b>COCHRAN COUNTY</b>       |           |
| Cochran CO SO               | 11        |
| <b>COKE COUNTY</b>          |           |
| Coke CO SO                  | 0         |
| <b>COLEMAN COUNTY</b>       |           |
| Coleman PD                  | 12        |
| Santa Anna PD               | 0         |
| <b>COLLIN COUNTY</b>        |           |
| Collin CO SO                | 256       |
| Allen PD                    | 247       |
| Celina PD                   | 22        |
| Farmersville PD             | 20        |
| Frisco PD                   | 446       |
| McKinney PD                 | 805       |
| Plano PD                    | 902       |
| Prosper PD                  | 31        |
| Wylie PD                    | 160       |
| Princeton PD                | 46        |
| Melissa PD                  | 21        |
| Murphy PD                   | 29        |
| Parker PD                   | 2         |
| Lavon PD                    | 6         |
| Fairview PD                 | 8         |
| Anna PD                     | 35        |
| Farmersville ISD PD         | 0         |
| <b>COLLINGSWORTH COUNTY</b> |           |
| Collingsworth CO SO         | 3         |
| <b>COLORADO COUNTY</b>      |           |
| Colorado CO SO              | 47        |
| Columbus PD                 | 12        |
| Eagle Lake PD               | 34        |
| Weimar PD                   | 11        |
| <b>COMAL COUNTY</b>         |           |
| Comal CO SO                 | 363       |

| AGENCY                  | INCIDENTS |
|-------------------------|-----------|
| New Braunfels PD        | 664       |
| Garden Ridge PD         | 5         |
| Bulverde PD             | 17        |
| <b>COMANCHE COUNTY</b>  |           |
| Comanche CO SO          | 50        |
| Comanche PD             | 78        |
| Deleon PD               | 10        |
| <b>CONCHO COUNTY</b>    |           |
| Concho CO SO            | 0         |
| <b>COOKE COUNTY</b>     |           |
| Cooke CO SO             | 46        |
| Gainesville PD          | 264       |
| Oak Ridge PD            | 0         |
| <b>CORYELL COUNTY</b>   |           |
| Coryell CO SO           | 58        |
| Copperas Cove PD        | 492       |
| Gatesville PD           | 109       |
| <b>COTTLE COUNTY</b>    |           |
| Cottle CO SO            | 0         |
| Paducah PD              | 2         |
| <b>CRANE COUNTY</b>     |           |
| Crane CO SO             | 5         |
| Crane PD                | 13        |
| <b>CROCKETT COUNTY</b>  |           |
| Crockett CO SO          | 17        |
| <b>CROSBY COUNTY</b>    |           |
| Crosby CO SO            | 0         |
| Crosbyton PD            | 2         |
| Ralls PD                | 2         |
| <b>CULBERSON COUNTY</b> |           |
| Culberson CO SO         | 3         |
| <b>DALLAM COUNTY</b>    |           |
| Dallam CO SO            | 1         |
| Dalhart PD              | 79        |
| <b>DALLAS COUNTY</b>    |           |
| Dallas CO SO            | 44        |
| Dallas PD               | 14123     |
| Addison PD              | 154       |
| Balch Springs PD        | 251       |
| Carrollton PD           | 401       |
| Cedar Hill PD           | 271       |
| Cockrell Hill PD        | 16        |
| Coppell PD              | 98        |
| Desoto PD               | 552       |
| Duncanville PD          | 233       |
| Farmers Branch PD       | 146       |
| Garland PD              | 2085      |
| Grand Prairie PD        | 1049      |
| Highland Park PD        | 6         |
| Hutchins PD             | 22        |
| Irving PD               | 555       |
| Lancaster PD            | 383       |
| Mesquite PD             | 973       |
| Richardson PD           | 293       |



| AGENCY                    | INCIDENTS |
|---------------------------|-----------|
| Sachse PD                 | 65        |
| Seagoville PD             | 81        |
| University Park PD        | 19        |
| Wilmer PD                 | 24        |
| UT Med Sch Dallas PD      | 1         |
| UT Dallas PD              | 1         |
| Rowlett PD                | 285       |
| Richland Coll PD          | 0         |
| North Lake Coll PD        | 0         |
| Mountain View Coll PD     | 0         |
| Brookhaven College PD     | 1         |
| Glenn Heights PD          | 126       |
| Dallas Co Hosp Dist PD    | 8         |
| Baylor Scott & White Heal | 11        |
| So Methodist Univ PD      | 2         |
| Ovilla PD                 | 8         |
| Cedar Hill ISD PD         | 0         |
| <b>DAWSON COUNTY</b>      |           |
| Dawson CO SO              | 3         |
| Lamesa PD                 | 84        |
| <b>DEAF SMITH COUNTY</b>  |           |
| Deaf Smith CO SO          | 10        |
| Hereford PD               | 74        |
| <b>DELTA COUNTY</b>       |           |
| Delta CO SO               | 5         |
| <b>DENTON COUNTY</b>      |           |
| Denton CO SO              | 186       |
| Argyle PD                 | 3         |
| Denton PD                 | 694       |
| Lake Dallas PD            | 51        |
| Lewisville PD             | 520       |
| Pilot Point PD            | 14        |
| Sanger PD                 | 12        |
| Texas Woman's Univ PD     | 4         |
| Univ Of North Texas PD    | 2         |
| Flower Mound PD           | 114       |
| Little Elm PD             | 81        |
| Aubrey PD                 | 4         |
| The Colony PD             | 152       |
| Highland Village PD       | 29        |
| Corinth PD                | 63        |
| Double Oak PD             | 2         |
| Hickory Creek PD          | 12        |
| Roanoke PD                | 22        |
| Trophy Club PD            | 7         |
| Ponder PD                 | 4         |
| Northeast PD              | 3         |
| Bartonville PD            | 3         |
| Northlake PD              | 5         |
| <b>DEWITT COUNTY</b>      |           |
| Dewitt CO SO              | 29        |
| Cuero PD                  | 28        |
| Yorktown PD               | 19        |
| <b>DICKENS COUNTY</b>     |           |
| Dickens CO SO             | 1         |
| Spur PD                   | 2         |
| <b>DIMMIT COUNTY</b>      |           |
| Dimmit CO SO              | 72        |

| AGENCY                  | INCIDENTS |
|-------------------------|-----------|
| <b>DONLEY COUNTY</b>    |           |
| Donley CO SO            | 7         |
| <b>DUVAL COUNTY</b>     |           |
| Duval CO SO             | 22        |
| San Diego PD            | 37        |
| Freer PD                | 21        |
| <b>EASTLAND COUNTY</b>  |           |
| Eastland CO SO          | 2         |
| Cisco PD                | 17        |
| Eastland PD             | 34        |
| Gorman PD               | 3         |
| Ranger PD               | 20        |
| <b>ECTOR COUNTY</b>     |           |
| Ector CO SO             | 552       |
| Odessa PD               | 947       |
| UT Permian Basin PD     | 1         |
| Ector CO ISD PD         | 6         |
| <b>EDWARDS COUNTY</b>   |           |
| Edwards CO SO           | 1         |
| <b>ELLIS COUNTY</b>     |           |
| Ellis CO SO             | 118       |
| Ennis PD                | 91        |
| Ferris PD               | 9         |
| Italy PD                | 14        |
| Midlothian PD           | 90        |
| Milford PD              | 2         |
| Palmer PD               | 12        |
| Red Oak PD              | 32        |
| Waxahachie PD           | 170       |
| <b>EL PASO COUNTY</b>   |           |
| El Paso CO SO           | 534       |
| Anthony PD              | 17        |
| El Paso PD              | 4636      |
| UT El Paso PD           | 5         |
| El Paso Comm College PD | 1         |
| El Paso ISD PD          | 3         |
| Horizon City PD         | 68        |
| Socorro PD              | 127       |
| Socorro ISD PD          | 0         |
| <b>ERATH COUNTY</b>     |           |
| Erath CO SO             | 39        |
| Dublin PD               | 19        |
| Stephenville PD         | 129       |
| Tarleton State Univ PD  | 2         |
| <b>FALLS COUNTY</b>     |           |
| Falls CO SO             | 12        |
| Marlin PD               | 31        |
| <b>FANNIN COUNTY</b>    |           |
| Fannin CO SO            | 47        |
| Bonham PD               | 121       |
| <b>FAYETTE COUNTY</b>   |           |
| Fayette CO SO           | 28        |
| La Grange PD            | 11        |
| Schulenburg PD          | 10        |
| Flatonia PD             | 5         |

| AGENCY                  | INCIDENTS |
|-------------------------|-----------|
| <b>FISHER COUNTY</b>    |           |
| Fisher CO SO            | 11        |
| <b>FLOYD COUNTY</b>     |           |
| Floyd CO SO             | 5         |
| Floydada PD             | 7         |
| <b>FOARD COUNTY</b>     |           |
| Foard CO SO             | 0         |
| Crowell PD              | 0         |
| <b>FORT BEND COUNTY</b> |           |
| Fort Bend CO SO         | 1939      |
| Missouri City PD        | 360       |
| Richmond PD             | 75        |
| Rosenberg PD            | 365       |
| Stafford PD             | 177       |
| Sugar Land PD           | 174       |
| Needville PD            | 18        |
| Arcola PD               | 4         |
| Meadows Place PD        | 9         |
| Fulshear PD             | 4         |
| Fort Bend ISD PD        | 4         |
| <b>FRANKLIN COUNTY</b>  |           |
| Franklin CO SO          | 0         |
| <b>FREESTONE COUNTY</b> |           |
| Freestone CO SO         | 25        |
| Fairfield PD            | 15        |
| Teague PD               | 1         |
| Wortham PD              | 3         |
| <b>FRIO COUNTY</b>      |           |
| Frio CO SO              | 0         |
| Pearsall PD             | 84        |
| Dilley PD               | 12        |
| <b>GAINES COUNTY</b>    |           |
| Gaines CO SO            | 39        |
| Seagraves PD            | 15        |
| Seminole PD             | 50        |
| <b>GALVESTON COUNTY</b> |           |
| Galveston CO SO         | 144       |
| Dickinson PD            | 35        |
| Friendswood PD          | 115       |
| Galveston PD            | 590       |
| Hitchcock PD            | 60        |
| Kemah PD                | 6         |
| La Marque PD            | 294       |
| League City PD          | 612       |
| Texas City PD           | 429       |
| UTMB-Galveston PD       | 9         |
| TX A&M Galveston PD     | 0         |
| Jamaica Beach PD        | 0         |
| Santa Fe PD             | 60        |
| Bayou Vista PD          | 6         |
| Coll Of The Mainland PD | 0         |
| Santa Fe ISD PD         | 0         |
| Galveston ISD PD        | 0         |
| <b>GARZA COUNTY</b>     |           |
| Garza CO SO             | 20        |

| AGENCY                  | INCIDENTS |
|-------------------------|-----------|
| <b>GILLESPIE COUNTY</b> |           |
| Gillespie CO SO         | 15        |
| Fredericksburg PD       | 24        |
| <b>GLASSCOCK COUNTY</b> |           |
| Glasscock CO SO         | 3         |
| <b>GOLIAD COUNTY</b>    |           |
| Goliad CO SO            | 34        |
| <b>GONZALES COUNTY</b>  |           |
| Gonzales CO SO          | 36        |
| Gonzales PD             | 33        |
| Nixon PD                | 21        |
| <b>GRAY COUNTY</b>      |           |
| Gray CO SO              | 16        |
| Pampa PD                | 212       |
| <b>GRAYSON COUNTY</b>   |           |
| Grayson CO SO           | 91        |
| Collinsville PD         | 6         |
| Denison PD              | 151       |
| Pottsboro PD            | 10        |
| Sherman PD              | 534       |
| Van Alstyne PD          | 19        |
| Whitesboro PD           | 15        |
| Whitewright PD          | 4         |
| Howe PD                 | 5         |
| Grayson Co Coll PD      | 1         |
| Austin College PD       | 0         |
| Tioga PD                | 0         |
| Southmayd PD            | 0         |
| <b>GREGG COUNTY</b>     |           |
| Gregg CO SO             | 198       |
| Gladewater PD           | 91        |
| Kilgore PD              | 219       |
| Longview PD             | 809       |
| White Oak PD            | 14        |
| <b>GRIMES COUNTY</b>    |           |
| Grimes CO SO            | 55        |
| Navasota PD             | 39        |
| <b>GUADALUPE COUNTY</b> |           |
| Guadalupe CO SO         | 221       |
| Schertz PD              | 140       |
| Seguin PD               | 356       |
| Cibolo PD               | 74        |
| <b>HALE COUNTY</b>      |           |
| Hale CO SO              | 9         |
| Abernathy PD            | 8         |
| Plainview PD            | 221       |
| <b>HALL COUNTY</b>      |           |
| Hall CO SO              | 0         |
| Memphis PD              | 13        |
| Estelline PD            | 0         |
| <b>HAMILTON COUNTY</b>  |           |
| Hamilton CO SO          | 0         |
| Hamilton PD             | 22        |

| AGENCY                    | INCIDENTS |
|---------------------------|-----------|
| <b>HANSFORD COUNTY</b>    |           |
| Hansford CO SO            | 2         |
| Spearman PD               | 1         |
| <b>HARDEMAN COUNTY</b>    |           |
| Hardeman CO SO            | 16        |
| <b>HARDIN COUNTY</b>      |           |
| Hardin CO SO              | 161       |
| Kountze PD                | 22        |
| Silsbee PD                | 30        |
| Sour Lake PD              | 8         |
| Lumberton PD              | 112       |
| <b>HARRIS COUNTY</b>      |           |
| Harris CO SO              | 13773     |
| Houston PD                | 20272     |
| Baytown PD                | 581       |
| Bellaire PD               | 27        |
| Deer Park PD              | 245       |
| Galena Park PD            | 70        |
| Humble PD                 | 171       |
| Jacinto City PD           | 50        |
| Jersey Village PD         | 54        |
| La Porte PD               | 205       |
| Pasadena PD               | 1197      |
| Seabrook PD               | 102       |
| South Houston PD          | 125       |
| Southside Place PD        | 0         |
| Spring Valley PD          | 2         |
| Tomball PD                | 84        |
| Memorial Village PD       | 10        |
| Webster PD                | 105       |
| West University PD        | 13        |
| Katy PD                   | 92        |
| Nassau Bay PD             | 15        |
| UT Houston PD             | 13        |
| Univ Of Houston PD        | 17        |
| Texas So Univ PD          | 5         |
| Rice University PD        | 3         |
| Univ Houston Clearlake PD | 3         |
| Hedwig Village PD         | 7         |
| Univ Houston Downtown PD  | 0         |
| Houston Comm College PD   | 4         |
| Houston Metro Transit PD  | 0         |
| Klein ISD PD              | 0         |
| Houston Baptist Univ PD   | 0         |
| Alief ISD PD              | 0         |
| Lakeview PD               | 21        |
| Katy ISD PD               | 5         |
| Port Of Houston PD        | 0         |
| Spring Branch ISD PD      | 0         |
| Spring ISD PD             | 1         |
| Pasadena ISD PD           | 1         |
| Aldine ISD PD             | 7         |
| Univ. Of St. Thomas PD    | 1         |
| Humble ISD PD             | 0         |
| <b>HARRISON COUNTY</b>    |           |
| Harrison CO SO            | 122       |
| Hallsville PD             | 11        |
| Marshall PD               | 140       |
| Hallsville ISD PD         | 0         |

| AGENCY                  | INCIDENTS |
|-------------------------|-----------|
| <b>HARTLEY COUNTY</b>   |           |
| Hartley CO SO           | 1         |
| <b>HASKELL COUNTY</b>   |           |
| Haskell CO SO           | 2         |
| Haskell PD              | 9         |
| Rule PD                 | 1         |
| <b>HAYS COUNTY</b>      |           |
| Hays CO SO              | 267       |
| San Marcos PD           | 394       |
| Texas State Univ PD     | 5         |
| Kyle PD                 | 96        |
| Buda PD                 | 28        |
| <b>HEMPHILL COUNTY</b>  |           |
| Hemphill CO SO          | 39        |
| <b>HENDERSON COUNTY</b> |           |
| Henderson CO SO         | 405       |
| Athens PD               | 29        |
| Malakoff PD             | 5         |
| Seven Points PD         | 15        |
| Gun Barrel City PD      | 9         |
| Tool PD                 | 10        |
| <b>HIDALGO COUNTY</b>   |           |
| Hidalgo CO SO           | 1852      |
| Alamo PD                | 98        |
| Donna PD                | 419       |
| Edcouch PD              | 0         |
| Edinburg PD             | 939       |
| Elsa PD                 | 16        |
| Hidalgo PD              | 44        |
| La Villa PD             | 11        |
| McAllen PD              | 542       |
| Mercedes PD             | 197       |
| Mission PD              | 71        |
| Pharr PD                | 733       |
| San Juan PD             | 127       |
| Weslaco PD              | 292       |
| La Joya PD              | 0         |
| UT Pan American PD      | 2         |
| Palmview PD             | 41        |
| Alton PD                | 59        |
| Progreso PD             | 5         |
| Edinburg Cisd PD        | 0         |
| Penitas PD              | 36        |
| Sullivan City PD        | 21        |
| Palmhurst PD            | 0         |
| UT Rio Grande Valley PD | 0         |
| <b>HILL COUNTY</b>      |           |
| Hill CO SO              | 44        |
| Hillsboro PD            | 90        |
| Hubbard PD              | 1         |
| Itasca PD               | 6         |
| Whitney PD              | 9         |
| <b>HOCKLEY COUNTY</b>   |           |
| Hockley CO SO           | 0         |
| Levelland PD            | 175       |
| South Plains College PD | 0         |



| AGENCY                   | INCIDENTS |
|--------------------------|-----------|
| <b>HOOD COUNTY</b>       |           |
| Hood CO SO               | 263       |
| Granbury PD              | 15        |
| <b>HOPKINS COUNTY</b>    |           |
| Hopkins CO SO            | 46        |
| Cumby PD                 | 0         |
| Sulphur Springs PD       | 95        |
| <b>HOUSTON COUNTY</b>    |           |
| Houston CO SO            | 36        |
| Crockett PD              | 62        |
| Grapeland PD             | 6         |
| <b>HOWARD COUNTY</b>     |           |
| Howard CO SO             | 112       |
| Big Spring PD            | 549       |
| <b>HUDSPETH COUNTY</b>   |           |
| Hudspeth CO SO           | 2         |
| <b>HUNT COUNTY</b>       |           |
| Hunt CO SO               | 180       |
| Commerce PD              | 79        |
| Greenville PD            | 350       |
| Tex A&M-Commerce PD      | 6         |
| Caddo Mills PD           | 1         |
| West Tawakoni PD         | 0         |
| <b>HUTCHINSON COUNTY</b> |           |
| Hutchinson CO SO         | 41        |
| Borger PD                | 84        |
| <b>IRION COUNTY</b>      |           |
| Irion CO SO              | 0         |
| <b>JACK COUNTY</b>       |           |
| Jack CO SO               | 23        |
| Jacksboro PD             | 8         |
| <b>JACKSON COUNTY</b>    |           |
| Jackson CO SO            | 19        |
| Edna PD                  | 29        |
| Ganado PD                | 4         |
| <b>JASPER COUNTY</b>     |           |
| Jasper CO SO             | 71        |
| Jasper PD                | 89        |
| Kirbyville PD            | 12        |
| <b>JEFF DAVIS COUNTY</b> |           |
| Jeff Davis CO SO         | 7         |
| <b>JEFFERSON COUNTY</b>  |           |
| Jefferson CO SO          | 269       |
| Beaumont PD              | 2923      |
| Groves PD                | 211       |
| Nederland PD             | 134       |
| Port Arthur PD           | 824       |
| Port Neches PD           | 117       |
| Lamar University PD      | 4         |
| <b>JIM HOGG COUNTY</b>   |           |
| Jim Hogg CO SO           | 22        |

| AGENCY                  | INCIDENTS |
|-------------------------|-----------|
| <b>JIM WELLS COUNTY</b> |           |
| Jim Wells CO SO         | 95        |
| Alice PD                | 232       |
| Premont PD              | 23        |
| Orange Grove PD         | 1         |
| <b>JOHNSON COUNTY</b>   |           |
| Johnson CO SO           | 368       |
| Alvarado PD             | 26        |
| Burleson PD             | 233       |
| Cleburne PD             | 286       |
| Joshua PD               | 26        |
| Keene PD                | 12        |
| Venus PD                | 3         |
| Godley PD               | 3         |
| <b>JONES COUNTY</b>     |           |
| Jones CO SO             | 0         |
| Anson PD                | 15        |
| Hamlin PD               | 32        |
| Stamford PD             | 7         |
| Hawley PD               | 2         |
| <b>KARNES COUNTY</b>    |           |
| Karnes CO SO            | 17        |
| Karnes City PD          | 10        |
| Kenedy PD               | 36        |
| <b>KAUFMAN COUNTY</b>   |           |
| Kaufman CO SO           | 353       |
| Forney PD               | 31        |
| Kaufman PD              | 27        |
| Terrell PD              | 200       |
| Crandall PD             | 30        |
| <b>KENDALL COUNTY</b>   |           |
| Kendall CO SO           | 60        |
| Boerne PD               | 61        |
| <b>KENEDY COUNTY</b>    |           |
| Kenedy CO SO            | 0         |
| <b>KENT COUNTY</b>      |           |
| Kent CO SO              | 2         |
| <b>KERR COUNTY</b>      |           |
| Kerr CO SO              | 133       |
| Kerrville PD            | 190       |
| Ingram PD               | 5         |
| <b>KIMBLE COUNTY</b>    |           |
| Kimble CO SO            | 5         |
| Junction PD             | 9         |
| <b>KING COUNTY</b>      |           |
| King CO SO              | 0         |
| <b>KINNEY COUNTY</b>    |           |
| Kinney CO SO            | 2         |
| <b>KLEBERG COUNTY</b>   |           |
| Kleberg CO SO           | 21        |
| Kingsville PD           | 301       |
| TX A&M Kingsville PD    | 1         |

| AGENCY                  | INCIDENTS |
|-------------------------|-----------|
| <b>KNOX COUNTY</b>      |           |
| Knox CO SO              | 0         |
| Knox City PD            | 2         |
| Munday PD               | 0         |
| <b>LAMAR COUNTY</b>     |           |
| Lamar CO SO             | 86        |
| Paris PD                | 145       |
| Paris Jr Coll           | 0         |
| Reno PD                 | 16        |
| <b>LAMB COUNTY</b>      |           |
| Lamb CO SO              | 53        |
| Littlefield PD          | 27        |
| Olton PD                | 4         |
| <b>LAMPASAS COUNTY</b>  |           |
| Lampasas CO SO          | 42        |
| Lampasas PD             | 93        |
| <b>LA SALLE COUNTY</b>  |           |
| La Salle CO SO          | 17        |
| Encinal PD              | 4         |
| <b>LAVACA COUNTY</b>    |           |
| Lavaca CO SO            | 28        |
| Hallettsville PD        | 50        |
| Shiner PD               | 5         |
| Yoakum PD               | 38        |
| Moulton PD              | 1         |
| <b>LEE COUNTY</b>       |           |
| Lee CO SO               | 35        |
| Giddings PD             | 54        |
| Lexington PD            | 7         |
| <b>LEON COUNTY</b>      |           |
| Leon CO SO              | 71        |
| Normangee PD            | 3         |
| <b>LIBERTY COUNTY</b>   |           |
| Liberty CO SO           | 154       |
| Cleveland PD            | 70        |
| Dayton PD               | 81        |
| Liberty PD              | 76        |
| <b>LIMESTONE COUNTY</b> |           |
| Limestone CO SO         | 79        |
| Groesbeck PD            | 22        |
| Mexia PD                | 105       |
| Mexia ISD PD            | 0         |
| <b>LIPSCOMB COUNTY</b>  |           |
| Lipscomb CO SO          | 6         |
| <b>LIVE OAK COUNTY</b>  |           |
| Live Oak CO SO          | 41        |
| Three Rivers PD         | 20        |
| George West PD          | 2         |
| <b>LLANO COUNTY</b>     |           |
| Llano CO SO             | 38        |
| Llano PD                | 14        |
| Sunrise Beach PD        | 0         |

| AGENCY                  | INCIDENTS |
|-------------------------|-----------|
| <b>LOVING COUNTY</b>    |           |
| Loving CO SO            | 0         |
| <b>LUBBOCK COUNTY</b>   |           |
| Lubbock CO SO           | 346       |
| Idalou PD               | 0         |
| Lubbock PD              | 4136      |
| Shallowater PD          | 3         |
| Slaton PD               | 20        |
| Texas Tech Univ PD      | 9         |
| Wolfforth PD            | 9         |
| <b>LYNN COUNTY</b>      |           |
| Lynn CO SO              | 1         |
| Tahoka PD               | 7         |
| O'Donnell PD            | 0         |
| <b>MCCULLOCH COUNTY</b> |           |
| McCulloch CO SO         | 2         |
| Brady PD                | 28        |
| <b>MCLENNAN COUNTY</b>  |           |
| McLennan CO SO          | 248       |
| Bellmead PD             | 153       |
| Beverly Hills PD        | 11        |
| Hewitt PD               | 34        |
| Lacy-Lakeview PD        | 82        |
| Lorena PD               | 4         |
| Mcgregor PD             | 33        |
| Robinson PD             | 30        |
| Waco PD                 | 1,345     |
| West PD                 | 17        |
| Woodway PD              | 8         |
| McLennan Com Coll PD    | 0         |
| Riesel PD               | 5         |
| TSTC Waco PD            | 17        |
| Baylor Univ PD          | 5         |
| <b>MCMULLEN COUNTY</b>  |           |
| McMullen CO SO          | 7         |
| <b>MADISON COUNTY</b>   |           |
| Madison CO SO           | 21        |
| Madisonville PD         | 23        |
| <b>MARION COUNTY</b>    |           |
| Marion CO SO            | 80        |
| Jefferson PD            | 21        |
| <b>MARTIN COUNTY</b>    |           |
| Martin CO SO            | 9         |
| Stanton PD              | 15        |
| <b>MASON COUNTY</b>     |           |
| Mason CO SO             | 3         |
| <b>MATAGORDA COUNTY</b> |           |
| Matagorda CO SO         | 78        |
| Bay City PD             | 276       |
| Palacios PD             | 16        |
| Bay City ISD PD         | 0         |
| <b>MAVERICK COUNTY</b>  |           |
| Maverick CO SO          | 198       |
| Eagle Pass PD           | 217       |

| AGENCY                    | INCIDENTS |
|---------------------------|-----------|
| <b>MEDINA COUNTY</b>      |           |
| Medina CO SO              | 48        |
| Castroville PD            | 4         |
| Devine PD                 | 29        |
| Hondo PD                  | 63        |
| Natalia PD                | 0         |
| <b>MENARD COUNTY</b>      |           |
| Menard CO SO              | 8         |
| <b>MIDLAND COUNTY</b>     |           |
| Midland CO SO             | 162       |
| Midland PD                | 1006      |
| Midland ISD PD            | 0         |
| <b>MILAM COUNTY</b>       |           |
| Milam CO SO               | 49        |
| Cameron PD                | 19        |
| Rockdale PD               | 41        |
| Thorndale PD              | 5         |
| <b>MILLS COUNTY</b>       |           |
| Mills CO SO               | 8         |
| <b>MITCHELL COUNTY</b>    |           |
| Mitchell CO SO            | 3         |
| Colorado City PD          | 16        |
| <b>MONTAGUE COUNTY</b>    |           |
| Montague CO SO            | 15        |
| Bowie PD                  | 28        |
| Nocona PD                 | 4         |
| <b>MONTGOMERY COUNTY</b>  |           |
| Montgomery CO SO          | 2182      |
| Conroe PD                 | 556       |
| Splendora PD              | 2         |
| Roman Forest PD           | 3         |
| Patton Village PD         | 10        |
| Magnolia PD               | 8         |
| Shenandoah PD             | 19        |
| Willis PD                 | 83        |
| Stagecoach PD             | 0         |
| Oak Ridge North PD        | 15        |
| Montgomery PD             | 4         |
| Woodbranch PD             | 0         |
| Conroe ISD PD             | 2         |
| <b>MOORE COUNTY</b>       |           |
| Moore CO SO               | 1         |
| Dumas PD                  | 165       |
| Cactus PD                 | 9         |
| <b>MORRIS COUNTY</b>      |           |
| Morris CO SO              | 17        |
| Daingerfield PD           | 3         |
| Lone Star PD              | 2         |
| Omaha PD                  | 1         |
| Naples PD                 | 0         |
| <b>MOTLEY COUNTY</b>      |           |
| Motley CO SO              | 2         |
| <b>NACOGDOCHES COUNTY</b> |           |
| Nacogdoches CO SO         | 174       |

| AGENCY                     | INCIDENTS |
|----------------------------|-----------|
| Nacogdoches PD             | 413       |
| Stephen F. Austin Univ PD  | 9         |
| <b>NAVARRO COUNTY</b>      |           |
| Navarro CO SO              | 122       |
| Corsicana PD               | 401       |
| <b>NEWTON COUNTY</b>       |           |
| Newton CO SO               | 41        |
| <b>NOLAN COUNTY</b>        |           |
| Nolan CO SO                | 12        |
| Sweetwater PD              | 0         |
| Tstc - Sweetwater PD       | 0         |
| <b>NUECES COUNTY</b>       |           |
| Nueces CO SO               | 79        |
| Bishop PD                  | 16        |
| Corpus Christi PD          | 3931      |
| Robstown PD                | 81        |
| Port Aransas PD            | 59        |
| TX A&M Uni Corp Christi PD | 2         |
| Driscoll PD                | 3         |
| <b>OCHILTREE COUNTY</b>    |           |
| Ochiltree CO SO            | 7         |
| Perryton PD                | 42        |
| <b>OLDHAM COUNTY</b>       |           |
| Oldham CO SO               | 0         |
| <b>ORANGE COUNTY</b>       |           |
| Orange CO SO               | 163       |
| Bridge City PD             | 36        |
| Orange PD                  | 161       |
| Pinehurst PD               | 23        |
| Vidor PD                   | 117       |
| West Orange PD             | 22        |
| <b>PALO PINTO COUNTY</b>   |           |
| Palo Pinto CO SO           | 21        |
| Mineral Wells PD           | 51        |
| <b>PANOLA COUNTY</b>       |           |
| Panola CO SO               | 71        |
| Carthage PD                | 0         |
| <b>PARKER COUNTY</b>       |           |
| Parker CO SO               | 218       |
| Weatherford PD             | 295       |
| Springtown PD              | 10        |
| Willow Park PD             | 5         |
| <b>PARMER COUNTY</b>       |           |
| Parmer CO SO               | 4         |
| Bovina PD                  | 3         |
| Friena PD                  | 15        |
| Farwell PD                 | 0         |
| <b>PECOS COUNTY</b>        |           |
| Pecos CO SO                | 37        |
| Fort Stockton PD           | 42        |
| <b>POLK COUNTY</b>         |           |
| Polk CO SO                 | 356       |
| Livingston PD              | 70        |

| AGENCY                           | INCIDENTS |
|----------------------------------|-----------|
| Corrigan PD . . . . .            | 16        |
| Onalaska PD . . . . .            | 28        |
| <b>POTTER COUNTY</b>             |           |
| Potter CO SO . . . . .           | 70        |
| Amarillo PD . . . . .            | 2438      |
| Amarillo College PD . . . . .    | 1         |
| Amarillo Airport PD . . . . .    | 0         |
| <b>PRESIDIO COUNTY</b>           |           |
| Presidio CO SO . . . . .         | 0         |
| Presidio PD . . . . .            | 3         |
| <b>RAINS COUNTY</b>              |           |
| Rains CO SO . . . . .            | 17        |
| <b>RANDALL COUNTY</b>            |           |
| Randall CO SO . . . . .          | 99        |
| Canyon PD . . . . .              | 34        |
| West Texas A&M Univ PD . . . . . | 2         |
| <b>REAGAN COUNTY</b>             |           |
| Reagan CO SO . . . . .           | 22        |
| <b>REAL COUNTY</b>               |           |
| Real CO SO . . . . .             | 10        |
| <b>RED RIVER COUNTY</b>          |           |
| Red River CO SO . . . . .        | 28        |
| Clarksville PD . . . . .         | 35        |
| Bogota PD . . . . .              | 10        |
| <b>REEVES COUNTY</b>             |           |
| Reeves CO SO . . . . .           | 4         |
| Pecos PD . . . . .               | 39        |
| <b>REFUGIO COUNTY</b>            |           |
| Refugio CO SO . . . . .          | 9         |
| Refugio PD . . . . .             | 8         |
| <b>ROBERTS COUNTY</b>            |           |
| Roberts CO SO . . . . .          | 2         |
| <b>ROBERTSON COUNTY</b>          |           |
| Robertson CO SO . . . . .        | 22        |
| Bremond PD . . . . .             | 4         |
| Calvert PD . . . . .             | 4         |
| Hearne PD . . . . .              | 39        |
| <b>ROCKWALL COUNTY</b>           |           |
| Rockwall CO SO . . . . .         | 34        |
| Rockwall PD . . . . .            | 202       |
| Royse City PD . . . . .          | 56        |
| Heath PD . . . . .               | 14        |
| <b>RUNNELS COUNTY</b>            |           |
| Runnels CO SO . . . . .          | 0         |
| Ballinger PD . . . . .           | 19        |
| Winters PD . . . . .             | 17        |
| <b>RUSK COUNTY</b>               |           |
| Rusk CO SO . . . . .             | 249       |
| Henderson PD . . . . .           | 284       |
| Overton PD . . . . .             | 6         |
| Tatum PD . . . . .               | 5         |

| AGENCY                           | INCIDENTS |
|----------------------------------|-----------|
| <b>SABINE COUNTY</b>             |           |
| Sabine CO SO . . . . .           | 57        |
| Hemphill PD . . . . .            | 7         |
| <b>SAN AUGUSTINE COUNTY</b>      |           |
| San Augustine CO SO . . . . .    | 1         |
| San Augustine PD . . . . .       | 18        |
| <b>SAN JACINTO COUNTY</b>        |           |
| San Jacinto CO SO . . . . .      | 146       |
| <b>SAN PATRICIO COUNTY</b>       |           |
| San Patricio CO SO . . . . .     | 93        |
| Ingleside PD . . . . .           | 83        |
| Portland PD . . . . .            | 125       |
| Sinton PD . . . . .              | 34        |
| Taft PD . . . . .                | 9         |
| Gregory PD . . . . .             | 2         |
| Aransas Pass PD . . . . .        | 168       |
| Taft ISD PD . . . . .            | 0         |
| Lake City PD . . . . .           | 0         |
| <b>SAN SABA COUNTY</b>           |           |
| San Saba CO SO . . . . .         | 8         |
| San Saba PD . . . . .            | 30        |
| <b>SCHLEICHER COUNTY</b>         |           |
| Schleicher CO SO . . . . .       | 20        |
| <b>SCURRY COUNTY</b>             |           |
| Scurry CO SO . . . . .           | 20        |
| Snyder PD . . . . .              | 152       |
| <b>SHACKELFORD COUNTY</b>        |           |
| Shackelford CO SO . . . . .      | 7         |
| <b>SHELBY COUNTY</b>             |           |
| Shelby CO SO . . . . .           | 111       |
| Center PD . . . . .              | 54        |
| <b>SHERMAN COUNTY</b>            |           |
| Sherman CO SO . . . . .          | 2         |
| Stratford PD . . . . .           | 0         |
| <b>SMITH COUNTY</b>              |           |
| Smith CO SO . . . . .            | 266       |
| Arp PD . . . . .                 | 0         |
| Lindale PD . . . . .             | 34        |
| Tyler PD . . . . .               | 662       |
| Whitehouse PD . . . . .          | 19        |
| Tyler Jr College PD . . . . .    | 2         |
| UT Tyler PD . . . . .            | 1         |
| UT H.S.C.Tyler PD . . . . .      | 1         |
| Bullard PD . . . . .             | 1         |
| <b>SOMERVELL COUNTY</b>          |           |
| Somervell CO SO . . . . .        | 29        |
| <b>STARR COUNTY</b>              |           |
| Starr CO SO . . . . .            | 145       |
| La Grulla PD . . . . .           | 4         |
| Rio Grande City PD . . . . .     | 84        |
| Roma PD . . . . .                | 66        |
| Rio Grande City ISD PD . . . . . | 0         |

| AGENCY                              | INCIDENTS |
|-------------------------------------|-----------|
| <b>STEPHENS COUNTY</b>              |           |
| Stephens CO SO . . . . .            | 12        |
| Breckenridge PD . . . . .           | 36        |
| <b>STERLING COUNTY</b>              |           |
| Sterling CO SO . . . . .            | 0         |
| <b>STONEWALL COUNTY</b>             |           |
| Stonewall CO SO . . . . .           | 2         |
| <b>SUTTON COUNTY</b>                |           |
| Sutton CO SO . . . . .              | 0         |
| Sonora PD . . . . .                 | 0         |
| <b>SWISHER COUNTY</b>               |           |
| Swisher CO SO . . . . .             | 4         |
| Happy PD . . . . .                  | 0         |
| Kress PD . . . . .                  | 0         |
| Tulia PD . . . . .                  | 35        |
| <b>TARRANT COUNTY</b>               |           |
| Tarrant CO SO . . . . .             | 267       |
| Arlington PD . . . . .              | 3394      |
| Azle PD . . . . .                   | 73        |
| Bedford PD . . . . .                | 452       |
| Benbrook PD . . . . .               | 93        |
| Blue Mound PD . . . . .             | 14        |
| Crowley PD . . . . .                | 105       |
| Dalworthington Gardens PD . . . . . | 0         |
| Eules PD . . . . .                  | 243       |
| Everman PD . . . . .                | 34        |
| Forest Hill PD . . . . .            | 66        |
| Fort Worth PD . . . . .             | 5948      |
| Grapevine PD . . . . .              | 181       |
| Haltom City PD . . . . .            | 304       |
| Hurst PD . . . . .                  | 271       |
| Kennedale PD . . . . .              | 26        |
| Lakeside PD . . . . .               | 1         |
| Lake Worth PD . . . . .             | 2         |
| Mansfield PD . . . . .              | 109       |
| No Richland Hills PD . . . . .      | 464       |
| Richland Hills PD . . . . .         | 28        |
| River Oaks PD . . . . .             | 16        |
| Saginaw PD . . . . .                | 57        |
| Sansom Park Village PD . . . . .    | 38        |
| Watauga PD . . . . .                | 136       |
| Westover Hills PD . . . . .         | 0         |
| Westworth PD . . . . .              | 1         |
| White Settlement PD . . . . .       | 43        |
| Keller PD . . . . .                 | 75        |
| Pantego PD . . . . .                | 3         |
| Southlake PD . . . . .              | 31        |
| UT Arlington PD . . . . .           | 15        |
| D/FW Airport PD . . . . .           | 11        |
| Texas Christian Univ PD . . . . .   | 0         |
| Colleyville PD . . . . .            | 30        |
| Pelican Bay PD . . . . .            | 11        |
| UNT Hth Sci Ctr PD . . . . .        | 0         |
| Tarrant Co Hosp Dist PD . . . . .   | 6         |
| <b>TAYLOR COUNTY</b>                |           |
| Taylor CO SO . . . . .              | 71        |
| Abilene PD . . . . .                | 2257      |
| Merkel PD . . . . .                 | 5         |

| AGENCY                           | INCIDENTS |
|----------------------------------|-----------|
| Tye PD . . . . .                 | 5         |
| Hardin-Simmons Univ PD . . . . . | 0         |
| Abilene Christian Univ . . . . . | 0         |
| <b>TERRELL COUNTY</b>            |           |
| Terrell CO SO . . . . .          | 10        |
| <b>TERRY COUNTY</b>              |           |
| Terry CO SO . . . . .            | 3         |
| Brownfield PD . . . . .          | 55        |
| <b>THROCKMORTON COUNTY</b>       |           |
| Throckmorton CO SO . . . . .     | 0         |
| <b>TITUS COUNTY</b>              |           |
| Titus CO SO . . . . .            | 163       |
| Mount Pleasant PD . . . . .      | 257       |
| <b>TOM GREEN COUNTY</b>          |           |
| Tom Green CO SO . . . . .        | 100       |
| San Angelo PD . . . . .          | 1417      |
| Angelo St Univ PD . . . . .      | 0         |
| <b>TRAVIS COUNTY</b>             |           |
| Travis CO SO . . . . .           | 441       |
| Austin PD . . . . .              | 7384      |
| Manor PD . . . . .               | 45        |
| Rollingwood PD . . . . .         | 0         |
| West Lake Hills PD . . . . .     | 4         |
| UT Austin PD . . . . .           | 3         |
| Pflugerville PD . . . . .        | 123       |
| Lakeway PD . . . . .             | 28        |
| Sunset Valley PD . . . . .       | 5         |
| Lago Vista PD . . . . .          | 47        |
| Jonestown PD . . . . .           | 9         |
| Mustang Ridge PD . . . . .       | 3         |
| Austin ISD PD . . . . .          | 4         |
| Bee Cave PD . . . . .            | 21        |
| Pflugerville ISD PD . . . . .    | 2         |
| <b>TRINITY COUNTY</b>            |           |
| Trinity CO SO . . . . .          | 35        |
| <b>TYLER COUNTY</b>              |           |
| Tyler CO SO . . . . .            | 52        |
| Woodville PD . . . . .           | 6         |
| <b>UPSHUR COUNTY</b>             |           |
| Upshur CO SO . . . . .           | 77        |
| Big Sandy PD . . . . .           | 3         |
| Gilmer PD . . . . .              | 58        |
| East Mountain PD . . . . .       | 3         |
| <b>UPTON COUNTY</b>              |           |
| Upton CO SO . . . . .            | 7         |
| <b>UVALDE COUNTY</b>             |           |
| Uvalde CO SO . . . . .           | 66        |
| Uvalde PD . . . . .              | 234       |
| Sabinal PD . . . . .             | 3         |

| AGENCY                              | INCIDENTS |
|-------------------------------------|-----------|
| <b>VAL VERDE COUNTY</b>             |           |
| Val Verde CO SO . . . . .           | 43        |
| Del Rio PD . . . . .                | 184       |
| <b>VAN ZANDT COUNTY</b>             |           |
| Van Zandt CO SO . . . . .           | 1         |
| Canton PD . . . . .                 | 0         |
| Grand Saline PD . . . . .           | 13        |
| Van PD . . . . .                    | 10        |
| Wills Point PD . . . . .            | 0         |
| <b>VICTORIA COUNTY</b>              |           |
| Victoria CO SO . . . . .            | 236       |
| Victoria PD . . . . .               | 615       |
| <b>WALKER COUNTY</b>                |           |
| Walker CO SO . . . . .              | 136       |
| Huntsville PD . . . . .             | 186       |
| <b>WALLER COUNTY</b>                |           |
| Waller CO SO . . . . .              | 98        |
| Brookshire PD . . . . .             | 39        |
| Waller PD . . . . .                 | 16        |
| Hempstead PD . . . . .              | 84        |
| Prairie View PD . . . . .           | 10        |
| <b>WARD COUNTY</b>                  |           |
| Ward CO SO . . . . .                | 26        |
| Monahans PD . . . . .               | 36        |
| <b>WASHINGTON COUNTY</b>            |           |
| Washington CO SO . . . . .          | 46        |
| Brenham PD . . . . .                | 179       |
| <b>WEBB COUNTY</b>                  |           |
| Webb CO SO . . . . .                | 112       |
| Laredo PD . . . . .                 | 1794      |
| Laredo Community Coll PD . . . . .  | 0         |
| TX A&M Internat'l Univ PD . . . . . | 4         |
| United ISD PD . . . . .             | 0         |
| Rio Bravo PD . . . . .              | 0         |
| <b>WHARTON COUNTY</b>               |           |
| Wharton CO SO . . . . .             | 141       |
| El Campo PD . . . . .               | 117       |
| Wharton PD . . . . .                | 147       |
| <b>WHEELER COUNTY</b>               |           |
| Wheeler CO SO . . . . .             | 3         |
| Shamrock PD . . . . .               | 4         |
| <b>WICHITA COUNTY</b>               |           |
| Wichita CO SO . . . . .             | 35        |
| Burkburnett PD . . . . .            | 53        |
| Electra PD . . . . .                | 8         |
| Iowa Park PD . . . . .              | 20        |
| Wichita Falls PD . . . . .          | 1462      |
| Midwestern Univ PD . . . . .        | 2         |
| <b>WILBARGER COUNTY</b>             |           |
| Wilbarger CO SO . . . . .           | 0         |
| Vernon PD . . . . .                 | 84        |

| AGENCY                         | INCIDENTS |
|--------------------------------|-----------|
| <b>WILLACY COUNTY</b>          |           |
| Willacy CO SO . . . . .        | 52        |
| Lyford PD . . . . .            | 19        |
| Raymondville PD . . . . .      | 186       |
| Lyford Cisd PD . . . . .       | 0         |
| Raymondville ISD PD . . . . .  | 1         |
| <b>WILLIAMSON COUNTY</b>       |           |
| Williamson CO SO . . . . .     | 519       |
| Florence PD . . . . .          | 5         |
| Georgetown PD . . . . .        | 185       |
| Granger PD . . . . .           | 0         |
| Hutto PD . . . . .             | 36        |
| Round Rock PD . . . . .        | 363       |
| Taylor PD . . . . .            | 223       |
| Southwestern Univ PD . . . . . | 0         |
| Cedar Park PD . . . . .        | 343       |
| Leander PD . . . . .           | 175       |
| Thrall PD . . . . .            | 2         |
| Jarrell PD . . . . .           | 0         |
| <b>WILSON COUNTY</b>           |           |
| Wilson CO SO . . . . .         | 47        |
| Floresville PD . . . . .       | 22        |
| Poth PD . . . . .              | 6         |
| La Vernia PD . . . . .         | 0         |
| Floresville ISD PD . . . . .   | 0         |
| <b>WINKLER COUNTY</b>          |           |
| Winkler CO SO . . . . .        | 6         |
| Kermit PD . . . . .            | 16        |
| Wink PD . . . . .              | 4         |
| <b>WISE COUNTY</b>             |           |
| Wise CO SO . . . . .           | 86        |
| Bridgeport PD . . . . .        | 16        |
| Decatur PD . . . . .           | 17        |
| Runaway Bay PD . . . . .       | 0         |
| Boyd PD . . . . .              | 4         |
| <b>WOOD COUNTY</b>             |           |
| Wood CO SO . . . . .           | 108       |
| Hawkins PD . . . . .           | 4         |
| Mineola PD . . . . .           | 10        |
| Quitman PD . . . . .           | 15        |
| Winnsboro PD . . . . .         | 6         |
| <b>YOAKUM COUNTY</b>           |           |
| Yoakum CO SO . . . . .         | 13        |
| Denver City PD . . . . .       | 38        |
| <b>YOUNG COUNTY</b>            |           |
| Young CO SO . . . . .          | 14        |
| Graham PD . . . . .            | 50        |
| Olney PD . . . . .             | 14        |
| <b>ZAPATA COUNTY</b>           |           |
| Zapata CO SO . . . . .         | 0         |
| <b>ZAVALA COUNTY</b>           |           |
| Zavala CO SO . . . . .         | 50        |
| Crystal City PD . . . . .      | 7         |