

SELECTED NON-INDEX CRIMES

DUI ARRESTS

DEFINITION

For UCR purposes, Driving Under the Influence (DUI) is the driving or operating of any motor vehicle or common carrier while under the influence of liquor or narcotics.

ANALYSIS

Volume

As with all Part II non-index crimes, information on the number of reported crimes is not collected by the UCR program for this offense. However, the number of persons arrested for this crime is collected.

The number of arrests for DUI in Texas, in 2012, was 89,256. The volume of DUI arrests increased 1.8 percent in comparison with 2011.

Rate

The 2012 DUI arrest rate for Texas was 342.5 arrests for every 100,000 persons. The change in

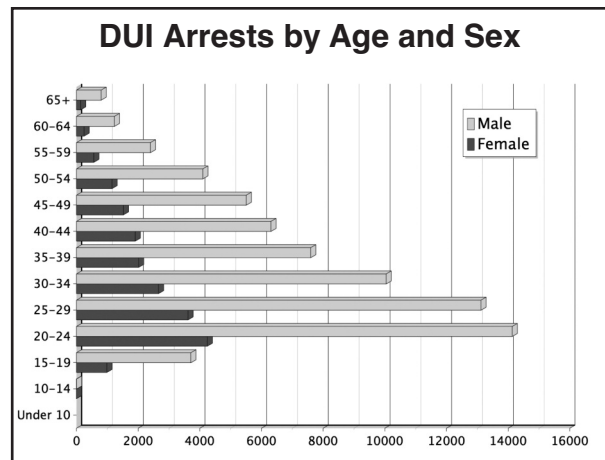
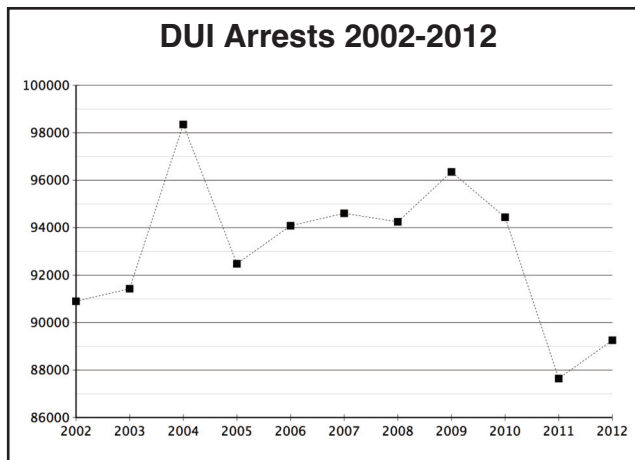
the DUI arrest rate from 2011 was an increase of 17 percent.

Nature

Any consideration of the number and rate of DUI arrests must be reconciled with the fact that many factors control the ability of law enforcement personnel to detect drunken drivers. Among the significant factors which drive the DUI arrest rate are: media coverage of the DUI problem, public awareness, availability of funds for patrol officer overtime, and the skill and training in DUI detection of law officers.

Persons Arrested

Of the 89,256 persons arrested for DUI in 2012, only 0.13 percent were juveniles (16 and under); 79 percent were male; 95.5 percent were White; 4.5 percent were Black and the remainder were other races; 55 percent were not Hispanic and 45 percent were Hispanic. The age group with the highest number of DUI arrestees was the 20-to-24 year-old group. Of all DUI arrests, 7,438 or 8.3 percent, were of persons who were under the legal age to purchase alcohol in Texas, which is 21.



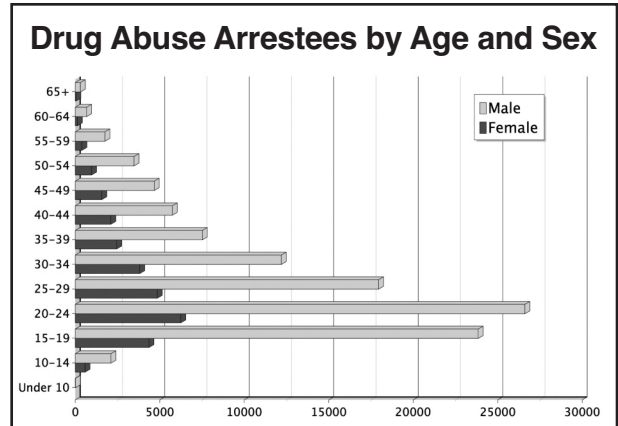
DRUG ABUSE ARRESTS

DEFINITION

For UCR purposes, drug abuse encompasses all violations of narcotic drug laws. These are offenses such as unlawful possession, sale, use, growing and manufacturing of narcotic drugs.

In this report these violations are summarized to include arrests for possession and sale/manufacturing of narcotic drugs.

As with all Part II non-index crimes, information on the number of reported crimes is not collected by the Texas UCR program for these offenses. However, the number of persons arrested for these crimes is collected.



The 2012 drug abuse arrest rate for Texas was 533.8 arrests for every 100,000 persons. The change in the drug abuse arrest rate from 2011 was an increase of 3.4 percent.

GRAND TOTAL DRUG ABUSE

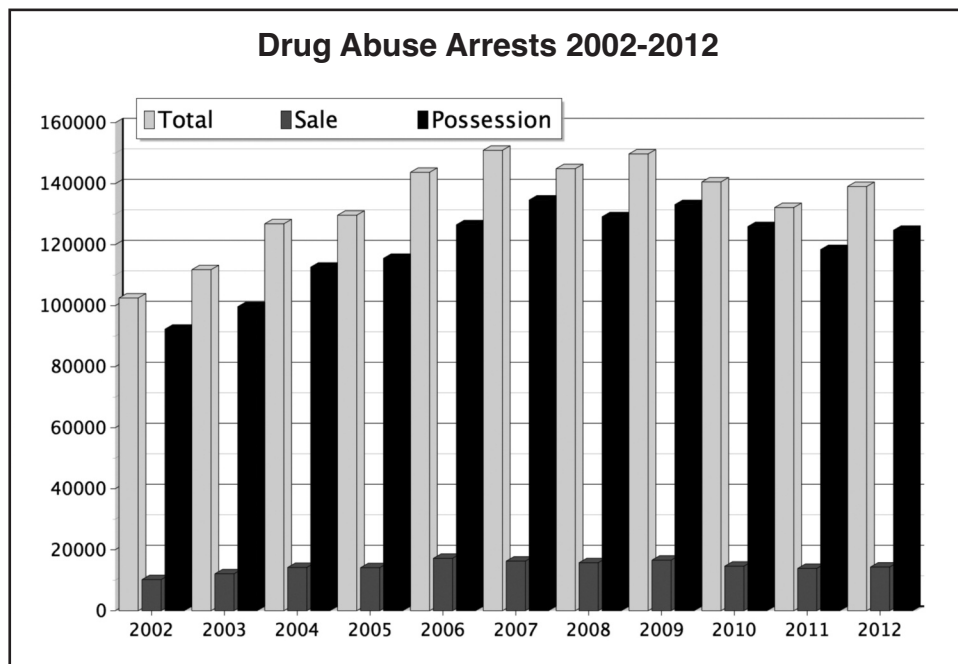
ARRESTS

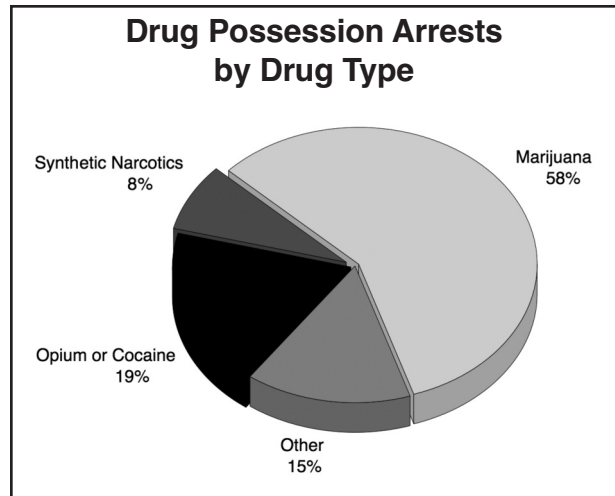
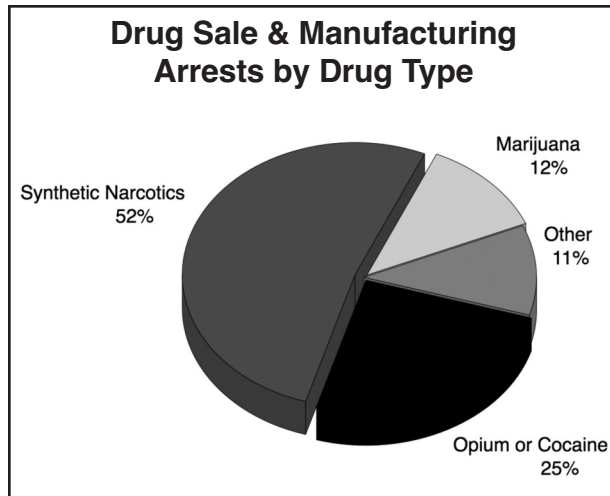
Analysis

The reported total number of arrests for drug abuse in Texas in 2012 was 139,108. This grand total of all drug abuse violations increased 4.9 percent in comparison with 2011.

Persons Arrested

Of the persons arrested for drug abuse violations in 2012, 6.2 percent were juveniles (16 and under); 80.2 percent were male; 72 percent were White; 27 percent were Black; 65 percent were not Hispanic and 35 percent were Hispanic. The most common age group in the drug abuse arrestee population was the 20-to-24 year olds.





SALE AND MANUFACTURING

Analysis

The number of arrests for illegal drug sale and manufacturing totaled 14,342, which was a 3.3 percent increase from 2011.

The rate of drug sale and manufacturing arrests was 55 arrests per 100,000 Texans. There was a 1.6 percent increase in the arrest rate when compared to 2011.

Persons Arrested

Of the persons arrested for sale and manufacturing of illicit drugs in 2012, 2.9 percent were juveniles (16 and under); 78 percent were male; 77 percent were White; 22 percent were Black; 60 percent were not Hispanic and 40 percent were Hispanic. The age group with the highest number of arrestees was the 20-to-24 year-old group.

POSSESSION

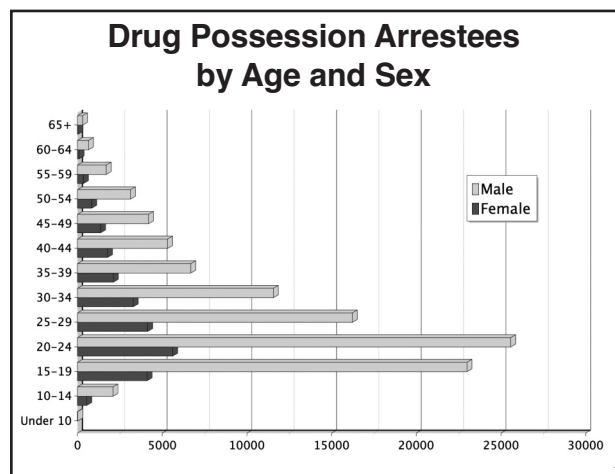
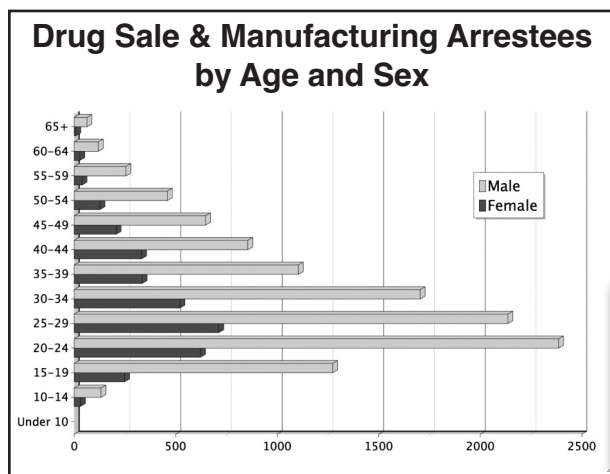
Analysis

The number of arrests for drug possession in 2012 was 124,766. This represented a 5.3 percent increase when compared to 2011.

The rate of drug possession arrests in Texas in 2012 was 478.7 arrests for every 100,000 persons. The drug possession arrest rate increased 3.8 percent from 2011.

Persons Arrested

Of the persons arrested for drug possession, 6.5 percent were juveniles (16 and under); 80 percent were male; 72 percent were White; 27 percent were Black; 65 percent were not Hispanic and 35 percent were Hispanic. The age group with the highest number of arrestees was the 20-to-24 year-old group.



DRUG SEIZURES

PURPOSE

Drug seizure information is presented in compliance with Health & Safety Code, Sec. 481.185, and its requirement that “All law enforcement agencies in this state shall file monthly with the [DPS] Director a report of all arrests for drug offenses made and quantities of controlled substances seized by them during the preceding month.”

QUANTITIES

The following chart displays the quantity of illegal drugs seized in Texas. Amounts are rounded. Dose units refer to one pill, tablet, capsule or other single user quantity. The information presented here is based upon reports of drugs seized by Texas law enforcement agencies and does not include drugs seized in Texas by any federal law enforcement agency.

Marijuana Plants, Fields and Gardens

In addition to the drug seizure quantities displayed in the chart, Texas law officers seized 320 marijuana gardens, 16 wild marijuana fields, 176 cultivated marijuana fields and 116 marijuana greenhouses. The reported total number of all marijuana plants that were seized in 2012 was 48,629.

Clandestine Labs

During 2012, 43 clandestine labs were seized in Texas. Of these seized labs, 40 were used to produce methamphetamines, 0 were used to produce amphetamines, 2 produced PCP, 0 P2P and 1 produced crack cocaine.

Type and Quantity of Drugs Seized		
Class	Type	Quantity
Cannabinoids	Marijuana	1,358,561 Pounds, 7 Ounces, 48,629 plants
	Hashish	75 Pounds, 8 Ounces, 7 Grams, 39 Liquid Ounces
Opiates	Morphine	36 Pounds, 9 Ounces 4 Grams, 64 Liquid Ounces 1,743 Dose Units
	Heroin	1,312 Pounds, 15 Ounces 13 Grams, 57 Liquid Ounces, 392 Dose Units
	Codeine	1,158 Pounds, 5 Ounces, 26 Grams, 3,854 Liquid Ounces, 90,128 Dose Units
	Gum Opium	36 Pounds, 5 Ounces 15 Grams
Cocaine	Solid	6,104 Pounds, 1 Ounce 22 Grams
	Liquid	56 Liquid Ounces
Hallucinogens	LSD	11 Pounds, 7 Ounces, 26 Grams, 2,846 Dose Units
	PCP	34 Pounds, 13 Ounces 9 Grams, 813 Liquid Ounces, 365 Dose Units
	Mushrooms	41 Pounds, 8 Ounces 15 Grams, 67 Dose Units
	Peyote	1,885 Pounds, 2 Ounces, 24 Grams
	Designer Drugs	316 Pounds, 7 Ounces 14 Grams, 5,393 Liquid Ounces, 17,041 Dose Units
Precursor Chemicals		38 Pounds, 10 Ounces 24 Grams, 2,122 Liquid Ounces
Other Drugs	Barbiturates	67 Liquid Ounces 4,161,311 Dose Units
	Amphetamines	35 Pounds, 13 Ounces 1 Gram, 18 Liquid Ounces, 9,291 Dose Units
	Methampheta- mines	2,834 Pounds, 8 Ounces 9 Grams, 6,922 Liquid Ounces 10,655 Dose Units
	Tranquilizers	1,512 Liquid Ounces 2,798,850 Dose Units
	Synthetic Drugs	17,705 Liquid Ounces 2,730,034 Dose Units

WEAPONS ARRESTS

DEFINITION

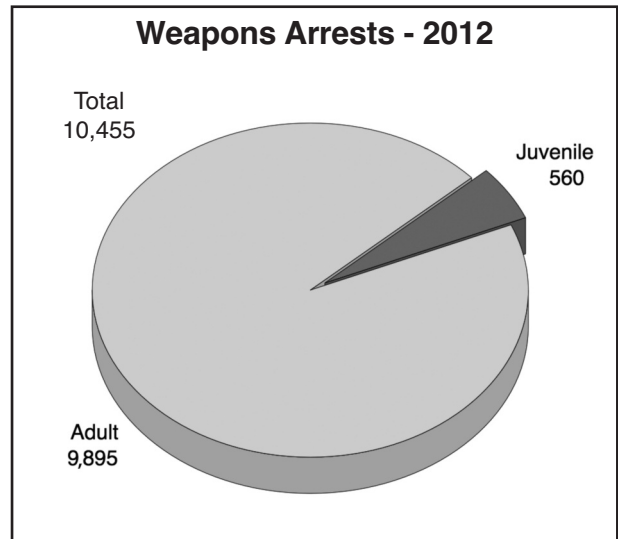
Weapons definition: violation of laws or ordinances prohibiting the manufacture, sale, purchase, transportation, possession, concealment, or use of firearms, cutting instruments, explosives, incendiary devices, or other deadly weapons. As with all Part II non-index crimes, the UCR program collects only reports of arrests for this offense.

ANALYSIS

As indicated in the murder section, firearms are the murder weapon of choice in 68 percent of all Texas murders. Handguns accounted for 68 percent of the weapons. In light of these facts, this section focuses on trends in weapon possession.

Volume and Rate

In 2012, 10,455 arrests for weapon violations were reported. The number of arrests increased 5 percent over 2011. The 2012 weapons arrest rate was 40.1 arrests for every 100,000 persons. The change in the arrest rate from 2011 was an increase of 3 percent.



Persons Arrested

Of the persons arrested for weapons violations in 2012, 5 percent were juveniles (16 and under); 93 percent were male; 67 percent were White; 32 percent were Black; 68 percent were not Hispanic and 32 percent were Hispanic. The age group with the highest number of arrestees was the 20-24 year-old group.

In this report's base year of 1994 there were 23,044 weapons arrests. Of this total, 16 percent were juveniles, and 92 percent were male.

