

LAW ENFORCEMENT PERSONNEL

LAW ENFORCEMENT PERSONNEL DATA

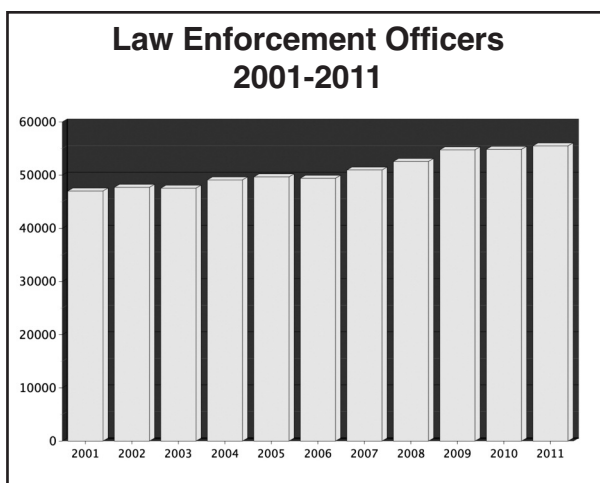
The Texas Uniform Crime Reporting program collects pertinent data relating to the police agencies of the state. Information regarding law enforcement employee strength, employment trends, law officers assaulted or killed in the line of duty is discussed in this section.

Commissioned Personnel

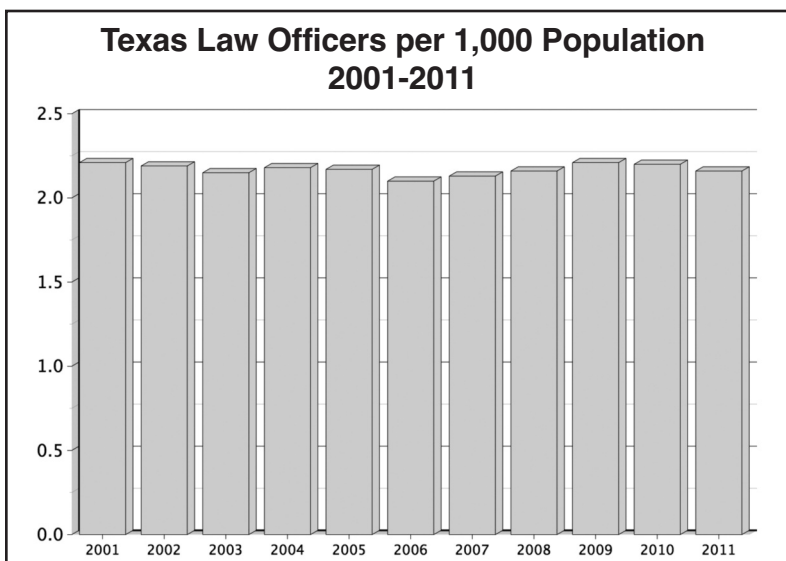
Texas' law enforcement community employed 55,518 full-time sworn officers as of October 31, 2011. The average number of officers for every 1,000 inhabitants of Texas was 2.16. The ratio of law enforcement officers to inhabitants decreased 1.8 percent from 2010.

Civilian Employees

The 1,020 Texas agencies that reported law enforcement employee data employed 34,162 civilian workers. Civilian employment has decreased 2.4 percent over 2010 and make up 38 percent of the Texas law enforcement work force.



Officers	Male	Female	Total
Police Departments	33,833	4,375	38,208
Sheriff Offices	12,102	1,745	13,847
DPS	3,269	194	3,463
TOTAL	49,204	6,314	55,518
Civilian	Male	Female	Total
Police Departments	4,272	8,139	12,411
Sheriff Offices	8,852	8,235	17,087
DPS	1,598	3,066	4,664
TOTAL	14,722	19,440	34,162

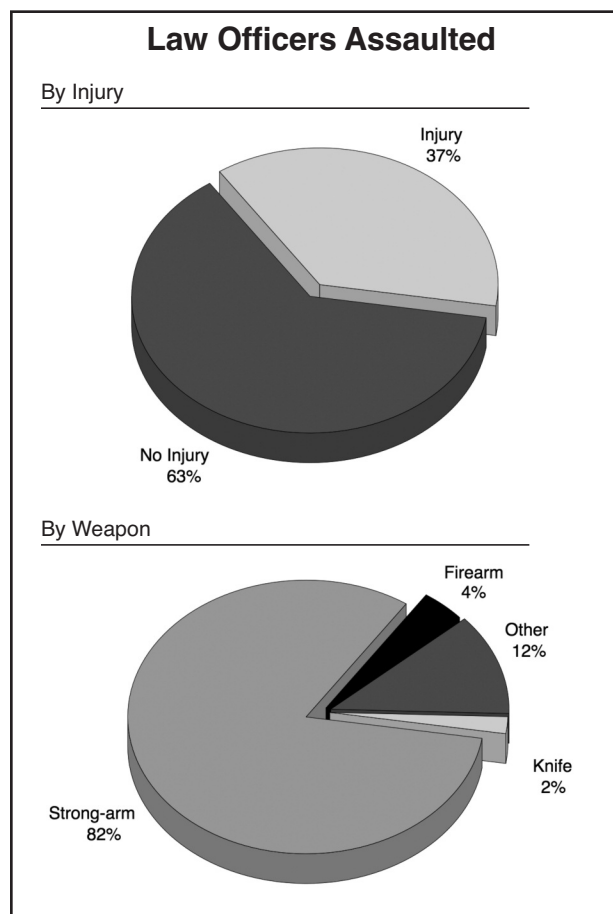
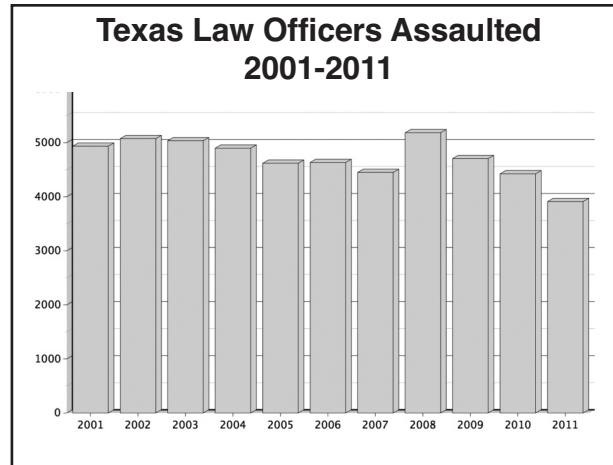
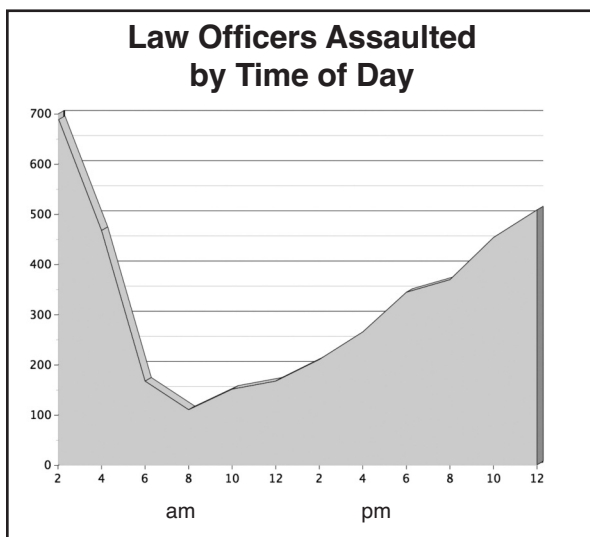


LAW ENFORCEMENT OFFICERS ASSAULTED

The death or assault of a law enforcement officer seriously impacts the feeling of security in society. As the possibility of being assaulted may discourage persons from considering law enforcement careers, attacks on police officers reduce their ability to combat crime. As such, violence towards police equals violence towards society.

In 2011, 3,911 Texas Law Enforcement Officers were assaulted in the line of duty. The number of officers assaulted decreased 11.6 percent over the number of assaults in 2010. Assaults resulted in injury to the officer in 37 percent of the cases and 97 percent of the assaults were cleared.

Assaults by Activity		
Activity	Number	Percent
Disturbance Call	1,210	30.9%
Burglary in Progress	69	1.8%
Robbery in Progress	50	1.3%
Attempting Other Arrests	573	14.6%
Civil Disorder	39	1.0%
Handling or Transporting Prisoners	840	21.5%
Investigating Suspicious Persons or Circumstances	342	8.7%
Ambush-No Warning	22	0.6%
Mentally Deranged	63	1.6%
Traffic Pursuits and Stops	302	7.7%
All Other Circumstances	401	10.3%
TOTAL	3,911	100%



Assaults by Assignment			
Assignment		Number	Percent
Two Man Vehicle		651	16.6%
One Man Vehicle	Alone	1,289	33.0%
	Assisted	1,281	32.8%
Detective	Alone	59	1.5%
	Assisted	77	2.0%
Other	Alone	189	4.8%
	Assisted	365	9.3%
TOTAL		3,911	100%

TEXAS LAW ENFORCEMENT OFFICERS KILLED IN THE LINE OF DUTY IN 2011

The Texas Department of Public Safety and Law Enforcement community expresses its sincerest sympathy to the families of the following Law Enforcement Officers who made the ultimate sacrifice while protecting and serving the citizens of Texas.

FELONIOUS DEATHS

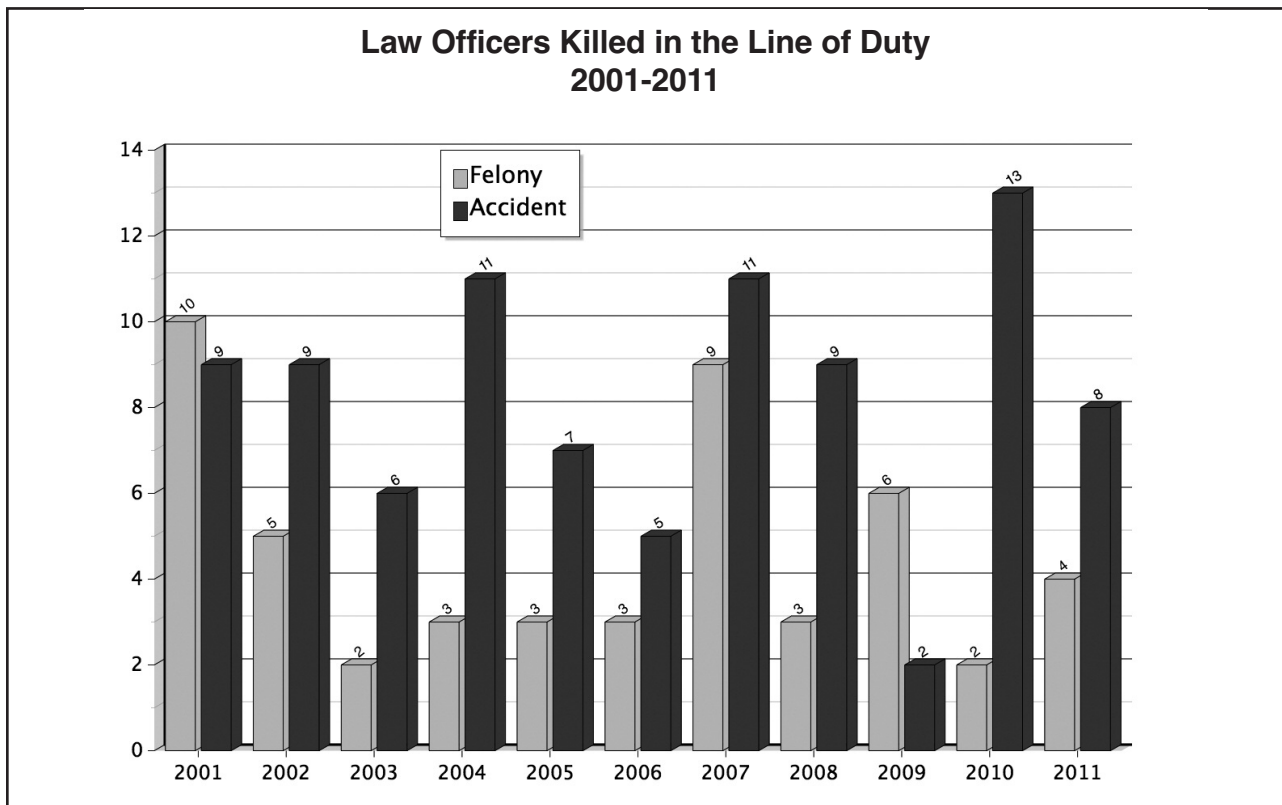
During 2011, four Texas Law Officers were killed in the line of duty by criminal action:

- Deputy **Sherri Jones**, Bowie CO SO, on April 18 – Transporting Inmate
- Deputy **Clifton Taylor**, Johnson CO SO, on April 23 – Domestic Disturbance
- Deputy **Kenneth Gary Vann**, Bexar CO SO, on May 28 – Ambushed
- Officer **Bryan Hebert**, Beaumont PD, on July 8 – Vehicular Assault

ACCIDENTAL DEATHS

Eight Texas Law Officers died as the result of duty-related accidents in 2011:

- Deputy **John Norsworthy**, Fort Bend CO SO, on January 4 – Traffic Accident
- Officer **Kevin Marceau**, Dallas PD, on January 14 – Struck by Vehicle
- Officer **Stephanie Brown**, San Antonio PD, on March 15 – Traffic Accident
- Deputy **Robert Britton**, Smith CO SO, on March 28 – Animal Related
- Officer **Kevin Will**, Houston PD, on May 29 – Struck by Drunk Driver
- Deputy **Charles Allen Van Meter**, Brazoria CO SO, on June 26 – Traffic Accident
- Constable **Mark Scianna**, Bexar CO Const., on August 27 – Traffic Accident
- Constable **Kevin Aigner**, Travis CO Const., on September 10 – Smoke Inhalation



2011 COMMISSIONED / CIVILIAN PERSONNEL

The following list (as of October 31, 2011) is of law enforcement personnel employed by Texas law enforcement agencies participating in the Texas UCR Program. This list includes full-time sworn peace officers and civilian employees who were paid from law enforcement funds and who worked a normal full-time workweek. Agencies showing "0" or "no entry" have no officers or civilians that meet this criteria.

AGENCY	COMMISSIONED	CIVILIAN	AGENCY	COMMISSIONED	CIVILIAN
ANDERSON COUNTY			Seymour PD	6	2
Anderson CO SO	35	45	BEE COUNTY		
Palestine PD	34	6	Bee CO SO	20	19
Frankston PD	5	1	Beeville PD	21	5
ANDREWS COUNTY			BELL COUNTY		
Andrews CO SO	12	22	Bell CO SO	89	167
Andrews PD	16	9	Belton PD	30	10
ANGELINA COUNTY			Harker Heights PD	45	12
Angelina CO SO	45	71	Killeen PD	227	89
Diboll PD	14	6	Nolanville PD	5	0
Huntington PD	5	0	Temple PD	134	29
Lufkin PD	74	21	Central Texas College PD	8	0
Hudson PD			Morgans Point Resort PD	7	1
ARANSAS COUNTY			Killeen ISD PD	17	0
Aransas CO SO	22	54	Troy PD	5	0
Aransas Pass PD	23	9	Salado PD	4	0
Rockport PD	25	2	Mary Hardin Baylor	9	1
ARCHER COUNTY			BEXAR COUNTY		
Archer CO SO	8	9	Bexar CO SO	527	1,148
Archer City PD	2	0	San Antonio PD	2,324	678
Holliday PD	3	0	Alamo Heights PD	22	11
ARMSTRONG COUNTY			Balcones Heights PD	19	5
Armstrong CO SO	3	4	Castle Hills PD	20	6
ATASCOSA COUNTY			Converse PD	33	15
Atascosa CO SO	32	47	Hill Country Village PD	11	0
Lytle PD	7	0	Hollywood Park PD	11	1
Pleasanton PD	18	6	Kirby PD	12	5
Poteet PD	7	1	Leon Valley PD	24	9
Jourdanton PD	8	0	Olmos Park PD	12	0
AUSTIN COUNTY			Shavano Park PD	16	1
Austin CO SO	31	36	Terrell Hills	14	1
Bellville PD	11	1	Universal City	29	10
Sealy PD	18	2	Windcrest PD	15	7
Wallis PD	3	0	Live Oak PD	31	14
San Felipe PD	*	*	UT H/S Ctr San Antonio PD	30	83
BAILEY COUNTY			UT San Antonio PD	49	56
Bailey CO SO	6	17	Judson ISD PD	15	1
Mulshoe PD	8	4	Alamo Comm Coll	65	19
BANDERA COUNTY			Selma PD	26	3
Bandera CO SO	26	40	Somerset PD	3	0
BASTROP COUNTY			Helotes PD	20	2
Bastrop CO SO	76	130	Trinity University PD	15	12
Bastrop PD	20	4	St Mary's Univ PD	17	2
Elgin PD	18	6	East Central ISD PD	9	1
Smithville PD	9	4	North East ISD PD	60	6
BAYLOR COUNTY			Fair Oaks Ranch PD	15	1
Baylor CO SO	3	4	TAMU San Antonio PD	11	2
			BLANCO COUNTY		
			Blanco CO SO	10	12
			Blanco PD	5	1
			Johnson City PD	4	0
			BORDEN COUNTY		
			Borden CO SO	3	1

AGENCY	COMMISSIONED	CIVILIAN	AGENCY	COMMISSIONED	CIVILIAN
BOSQUE COUNTY			Somerville PD	5	0
Bosque CO SO	17	20	BURNET COUNTY		
Clifton PD	8	1	Burnet CO SO	44	15
Valley Mills PD	2	0	Burnet PD	14	1
Meridian PD	2	0	Marble Falls PD	23	15
BOWIE COUNTY			Bertram PD	4	0
Bowie CO SO	40	7	Granite Shoals PD	7	1
De Kalb PD	5	1	Horseshoe Bay	16	2
Nash PD	9	1	Cottonwood Shores PD	2	0
New Boston PD	9	3	CALDWELL COUNTY		
Texarkana PD	93	12	Caldwell CO SO	24	73
Wake Village PD	8	1	Lockhart PD	25	11
Hooks PD	7	0	Luling PD	15	7
BRAZORIA COUNTY			Martindale PD	3	0
Brazoria CO SO	166	179	CALHOUN COUNTY		
Alvin PD	49	29	Calhoun CO	23	41
Angleton PD	36	12	Point Comfort PD	1	0
Clute PD	29	11	Port Lavaca PD	20	6
Danbury PD	4	0	CALLAHAN COUNTY		
Freeport PD	35	14	Callahan CO SO	5	8
Lake Jackson PD	44	16	Baird PD	2	0
Manvel PD	10	4	Clyde PD	9	1
Pearland PD	134	43	CAMERON COUNTY		
Richwood PD	8	0	Cameron CO SO	112	326
Sweeny PD	7	0	Brownsville PD	241	70
West Columbia PD	9	6	Combes PD	6	0
Alvin Community Coll PD	10	2	Harlingen PD	128	38
Brazoria PD	7	5	La Feria PD	13	4
Brookside Village PD	4	0	Los Fresnos PD	15	6
Jones Creek PD	3	0	Port Isabel PD	18	7
Surfside Beach PD	6	0	Primera PD	8	12
Oyster Creek PD	5	4	Rio Hondo PD	5	1
Alvin ISD PD			San Benito PD	39	8
Angleton ISD PD	4	1	Santa Rosa PD	6	0
BRAZOS COUNTY			UT Brownsville PD	16	29
Brazos CO SO	99	127	SO Padre Island PD	28	10
Bryan PD	132	37	TSTC Harlingen PD	9	4
College Station PD	117	54	Palm Valley PD	5	0
Texas A&M Univ PD	59	59	Laguna Vista PD	7	0
BEWSTER COUNTY			Rancho Viejo PD	7	0
Brewster CO SO	16	12	CAMP COUNTY		
Alpine PD	9	9	Camp CO SO	7	11
Sul Ross State Univ PD	7	2	Pittsburg PD	10	2
BRISCOE COUNTY			CARSON COUNTY		
Briscoe CO SO	1	1	Carson CO SO	6	11
BROOKS COUNTY			Panhandle PD	4	0
Brooks CO SO	11	25	CASS COUNTY		
Falfurrias PD	13	1	Cass CO SO	19	25
BROWN COUNTY			Atlanta PD	13	4
Brown CO SO	25	40	Hughes Springs PD	5	0
Bangs PD	3	0	Linden PD	5	1
Brownwood PD	38	21	Queen City PD	6	0
Early PD	7	1	Bloomburg PD	1	0
BURLESON COUNTY			CASTRO COUNTY		
Burleson CO SO	12	23	Castro CO SO	8	11
Caldwell PD	12	1	Dimmitt PD	7	2

AGENCY	COMMISSIONED	CIVILIAN	AGENCY	COMMISSIONED	CIVILIAN
CHAMBERS COUNTY			CONCHO COUNTY		
Chambers CO SO	39	45	Concho CO SO	7	7
Mont Belvieu PD	10	5	Eden PD	*	*
Barbers Hill ISD PD	3	1	COOKE COUNTY		
CHEROKEE COUNTY			Gainesville PD	39	14
Cherokee CO SO	29	45	Valley View PD	3	0
Jacksonville PD	28	10	Oak Ridge PD	2	0
Rusk PD	11	2	CORYELL COUNTY		
Alto PD			Coryell CO SO	28	37
CHILDRESS COUNTY			Copperas Cove PD	55	18
Childress CO SO	5	19	Gatesville PD	16	8
Childress PD	10	2	COTTLE COUNTY		
CLAY COUNTY			Cottle CO SO	1	0
Clay CO SO	10	9	Paducah PD	1	4
COCHRAN COUNTY			CRANE COUNTY		
Cochran CO SO	7	7	Crane CO SO	6	5
COKE COUNTY			Crane PD	7	4
Coke CO SO	5	1	CROSBY COUNTY		
COLEMAN COUNTY			Crosby CO SO	5	9
Coleman CO SO	5	1	Crosbyton PD	3	0
Coleman PD	10	8	Lorenzo PD	2	0
Santa Anna PD	2	0	Ralls PD	3	0
COLLIN COUNTY			CULBERSON COUNTY		
Collin CO SO	146	326	Culberson CO SO	8	5
Allen PD	108	47	DALLAM COUNTY		
Celina PD	6	0	Dallam CO SO	5	1
Farmersville PD	9	2	Dalhart PD	15	3
Frisco PD	140	56	DALLAS COUNTY		
Mckinney PD	153	41	Dallas CO SO	422	1,823
Plano PD	336	153	Dallas PD	3,511	541
Prosper PD	11	7	Addison PD	62	22
Wylie PD	41	5	Balch Springs PD	38	17
Princeton PD	11	0	Carrollton PD	153	45
Melissa PD	8	1	Cedar Hill PD	64	18
Murphy PD	22	10	Cockrell Hill PD	12	6
Parker PD	7	0	Coppell PD	62	17
Lavon PD	7	0	Desoto PD	59	27
Anna PD	12	1	Duncanville PD	60	13
COLLINGSWORTH COUNTY			Farmers Branch	74	35
Collingsworth CO SO	4	10	Garland PD	322	120
COLORADO COUNTY			Grand Prairie PD	215	112
Colorado CO SO	20	27	Highland Park PD	52	17
Columbus PD	9	2	Hutchins PD	17	5
Eagle Lake PD	8	1	Irving PD	336	146
Weimar PD	7	1	Lancaster PD	50	14
COMAL COUNTY			Mesquite PD	228	77
Comal CO SO	124	123	Richardson PD	152	88
New Braunfels PD	100	23	Sachse PD	29	12
Garden Ridge PD	14	0	Seagoville PD	22	7
Bulverde PD	14	1	University Park PD	39	13
COMANCHE COUNTY			Wilmer PD	12	4
Comanche CO SO	10	19	UT Med Sch Dallas PD	40	90
Comanche PD	8	2	UT Dallas PD	21	32
Deleon PD	5	0	Eastfield College PD	17	1
			Rowlett PD	73	36
			Richland College PD	19	0

AGENCY	COMMISSIONED	CIVILIAN	AGENCY	COMMISSIONED	CIVILIAN
North Lake College	20	1	EASTLAND COUNTY		
Mountain View College PD	11	0	Eastland CO SO	9	18
Brookhaven College PD	17	8	Cisco PD	5	2
Glenn Heights PD	16	9	Eastland PD	9	2
Dallas CO Hosp Dist PD	55	28	Gorman PD	2	0
Baylor Hlth Care Sys PD	61	116	Ranger PD	6	1
Southern Methodist Univ PD	26	8	Rising Star PD	1	0
Ovilla PD	9	1	ECTOR COUNTY		
Cedar Hill ISD PD	5	13	Ector CO SO	95	122
DAWSON COUNTY			Odessa PD	144	54
Dawson CO SO	7	12	UT Permian Basin PD	10	5
Lamesa PD	16	7	Ector CO ISD PD	25	2
DEAF SMITH COUNTY			EDWARDS COUNTY		
Deaf Smith CO SO	11	22	Edwards CO SO	5	6
Hereford PD	25	6	ELLIS COUNTY		
DELTA COUNTY			Ellis CO SO	80	134
Delta CO SO	8	12	Ennis PD	34	6
DENTON COUNTY			Ferris PD	8	5
Denton CO SO	243	349	Italy PD	3	1
Argyle PD	9	1	Midlothian PD	28	13
Denton PD	150	54	Milford PD	3	0
Lake Dallas PD	15	8	Palmer PD	9	4
Lewisville PD	136	57	Red Oak PD	23	2
Pilot Point PD	6	0	Waxahachie PD	53	17
Sanger PD	14	1	EL PASO COUNTY		
Texas Woman's Univ PD	19	20	El Paso CO	257	860
Univ Of North Texas PD	45	42	Anthony PD	16	1
Flower Mound PD	81	35	El Paso PD	1,057	223
Little Elm PD	34	3	UT El Paso PD	20	29
Aubrey PD	6	0	El Paso Comm College PD	38	7
The Colony PD	53	26	Clint PD	1	0
Highland Village PD	29	6	El Paso ISD PD	41	8
Corinth PD	28	3	Horizon City PD	20	4
Double Oak PD	6	0	Socorro PD	27	12
Hickory Creek PD	11	0	Socorro ISD PD	28	5
Roanoke PD	29	9	ERATH COUNTY		
Trophy Club PD	14	1	Erath CO SO	23	34
Ponder PD	1	0	Dublin PD	7	4
Northlake PD	9	0	Stephenville PD	36	17
DEWITT COUNTY			Tarleton State Univ PD	13	1
Dewitt CO SO	12	30	FALLS COUNTY		
Cuero PD	14	1	Falls CO SO	5	15
Yorktown PD	4	0	Lott PD	4	0
DICKENS COUNTY			Marlin PD	14	4
Dickens CO SO	2	4	Rosebud PD	4	0
Spur PD	2	0	FANNIN COUNTY		
DIMMITT COUNTY			Fannin CO SO	18	7
Dimmitt CO SO	21	29	Bonham PD	19	8
DONLEY COUNTY			Trenton PD	2	0
Donley CO SO	6	4	Leonard PD	5	0
DUVAL COUNTY			FAYETTE COUNTY		
Duval CO SO	20	22	Fayette CO SO	23	23
San Diego PD	5	1	La Grange PD	10	0
Freer PD	8	4	Schulenburg PD	7	1
			Flatonia PD	5	0

AGENCY	COMMISSIONED	CIVILIAN
FISHER COUNTY		
Fisher CO SO	5	4
FLOYD COUNTY		
Floyd CO SO	3	4
Floydada PD	6	0
Lockney PD	2	0
FOARD COUNTY		
Foard CO SO	2	1
Crowell PD	1	0
FORT BEND COUNTY		
Fort Bend CO	493	240
Missouri City PD	88	23
Richmond PD	28	10
Rosenberg PD	63	17
Stafford PD	44	16
Sugar Land PD	149	24
Needville PD	6	0
Arcola PD	3	0
Meadows Place PD	15	1
Fort Bend ISD	43	8
FRANKLIN COUNTY		
Franklin CO SO	10	10
FREESTONE COUNTY		
Freestone CO SO	16	24
Fairfield PD	12	3
Teague PD	7	1
Wortham PD	3	0
FRIO COUNTY		
Frio CO SO	12	8
Pearsall PD	13	2
Dilley PD	6	1
GAINES COUNTY		
Gaines CO SO	14	11
Seagraves PD	4	0
Seminole PD	11	1
GALVESTON COUNTY		
Galveston CO SO	278	181
Dickinson PD	31	13
Friendswood PD	63	14
Galveston PD	129	35
Hitchcock PD	16	6
Kemah PD	17	5
La Marque PD	28	12
League City PD	102	36
Texas City PD	88	28
UTMB-Galveston PD	47	42
TX A&M Galveston PD	8	1
Jamaica Beach PD	5	0
Santa Fe PD	21	6
Bayou Vista PD	5	0
College of The Mainland PD	7	1
GARZA COUNTY		
Garza CO SO	11	20

AGENCY	COMMISSIONED	CIVILIAN
GILLESPIE COUNTY		
Gillespie CO SO	28	14
Fredericksburg PD	30	4
GLASSCOCK COUNTY		
Glasscock CO SO	4	0
GOLIAD COUNTY		
Goliad CO SO	13	15
GONZALES COUNTY		
Gonzales CO SO	14	29
Gonzales PD	16	6
Nixon PD	4	1
Waelder PD	4	0
GRAY COUNTY		
Gray CO SO	14	29
Pampa PD	26	10
GRAYSON COUNTY		
Grayson CO SO	62	75
Collinsville PD	3	0
Denison PD	45	10
Pottsboro PD	7	0
Sherman PD	61	24
Van Alstyne PD	9	5
Whitesboro PD	8	5
Whitewright PD	5	0
Howe PD	4	0
Grayson CO College PD	2	1
Austin College PD	7	1
Tioga PD	2	0
Tom Bean PD	4	1
GREGG COUNTY		
Gregg CO SO	101	145
Gladewater PD	16	5
Kilgore PD	33	10
Longview PD	158	59
White Oak PD	15	4
GRIMES COUNTY		
Grimes CO SO	26	19
Navasota PD	19	7
GUADALUPE COUNTY		
Guadalupe CO SO	85	125
Schertz PD	51	16
Seguin PD	52	18
Cibolo PD	24	2
HALE COUNTY		
Hale CO SO	23	49
Abernathy PD	4	0
Hale Center PD	3	0
Plainview PD	32	8
HALL COUNTY		
Hall CO SO	4	7
Memphis PD	4	0
HAMILTON COUNTY		
Hamilton CO SO	13	11

AGENCY	COMMISSIONED	CIVILIAN	AGENCY	COMMISSIONED	CIVILIAN
HANSFORD COUNTY			HARTLEY COUNTY		
Hansford CO SO	4	5	Hartley CO	5	0
Gruver PD	2	0	HASKELL COUNTY		
Spearman PD	4	0	Haskell CO SO	3	6
HARDEMAN COUNTY			Haskell PD	2	0
Hardeman CO SO	7	5	HAYS COUNTY		
Chillicothe PD	2	1	Hays CO SO	116	185
HARDIN COUNTY			San Marcos PD	95	31
Hardin CO SO	30	31	Texas State Univ PD	33	7
Kountze PD	6	1	Kyle PD	36	14
Silsbee PD	16	5	Buda PD	9	1
Sour Lake PD	7	1	HEMPHILL COUNTY		
Lumberton PD	15	3	Hemphill CO	10	6
HARRIS COUNTY			HENDERSON COUNTY		
Harris CO SO	2,212	1,493	Henderson CO SO	83	68
Houston PD	5,294	1,237	Athens PD	24	7
Baytown PD	142	52	Malakoff PD	6	0
Bellaire PD	41	14	Seven Points PD	7	4
Deer Park PD	59	24	Gun Barrel City PD	14	5
Galena Park PD	18	6	Tool PD	9	3
Humble PD	58	20	Coffee City PD		
Jacinto City PD	20	6	HIDALGO COUNTY		
Jersey Village PD	28	9	Hidalgo CO SO	262	468
La Porte PD	75	30	Alamo PD	28	11
Pasadena PD	260	74	Donna PD	29	8
Seabrook PD	32	9	Edcouch PD	9	4
South Houston PD	29	9	Edinburg PD	124	48
Southside Place PD	5	4	Elsa PD	13	5
Spring Valley PD	18	5	Hidalgo PD	29	14
Tomball PD	42	15	La Villa PD	6	1
Memorial Village PD	33	6	Mc Allen PD	270	133
Webster PD	47	16	Mercedes PD	36	8
West University PD	22	11	Mission PD	140	55
Katy PD	44	16	Pharr PD	126	49
Nassau Bay PD	12	1	San Juan PD	44	12
UT Houston PD	91	248	Weslaco PD	55	21
Univ Of Houston PD	41	110	La Joya PD	11	5
Texas Southern Univ	30	31	UT Pan American PD	19	24
Rice University PD	25	6	Palmview PD	5	0
Univ Houston Clearlake PD	13	12	Alton PD	15	5
Hedwig Village PD	16	5	Progreso PD	8	0
Univ Houston Downtown PD	18	19	Edinburg CISD PD	44	33
Houston Comm College PD	62	43	Penitas PD	8	4
Houston Metro Transit PD	175	28	Sullivan City PD	8	5
Klein ISD PD	35	19	Palmhurst PD	10	4
Houston Baptist Univ PD	10	3	HILL COUNTY		
Lakeview PD	13	4	Hill CO SO	33	40
Katy ISD PD	35	9	Hillsboro PD	25	11
Port Of Houston PD	48	24	Hubbard PD	4	0
Spring Branch ISD PD	31	6	Itasca PD	7	0
Spring ISD PD	39	2	Whitney PD	6	1
Pasadena ISD PD	31	7	HOCKLEY COUNTY		
Aldine ISD PD	42	9	Hockley CO SO	12	14
Humble ISD PD	26	10	Levelland PD	23	11
HARRISON COUNTY			South Plains College PD	6	0
Harrison CO SO	48	54	HOOD COUNTY		
Hallsville PD	4	1	Hood CO SO	47	83
Marshall PD	51	14			
TX State Tech Coll DPS	3	0			
Hallsville ISD PD	1	0			

AGENCY	COMMISSIONED	CIVILIAN
Granbury PD	29	6
Tolar PD	1	0
HOPKINS COUNTY		
Hopkins CO SO	26	33
Cumby PD	5	1
Sulphur Springs PD	29	11
HOUSTON COUNTY		
Houston CO SO	20	26
Crockett PD	16	1
Grapeland PD	5	0
HOWARD COUNTY		
Howard CO SO	16	35
Big Spring PD	48	13
HUDSPETH COUNTY		
Hudspeth CO SO	10	18
HUNT COUNTY		
Hunt CO SO	128	6
Commerce PD	16	4
Greenville PD	51	19
Wolfe City PD	3	0
Tex A&M-Commerce PD	18	7
Caddo Mills PD	3	0
West Tawakoni PD	4	0
Hawk Cove PD	1	0
HUTCHINSON COUNTY		
Hutchinson CO SO	12	23
Borger PD	26	12
IRION COUNTY		
Irion CO SO	4	4
JACK COUNTY		
Jack CO SO	9	21
Jacksboro PD	9	2
JACKSON COUNTY		
Jackson CO SO	14	19
Edna PD	9	2
Ganado PD	3	0
JASPER COUNTY		
Jasper CO SO	19	29
Jasper PD	22	6
Kirbyville PD		
JEFF DAVIS COUNTY		
Jeff Davis CO SO	5	2
JEFFERSON COUNTY		
Jefferson CO SO	102	306
Beaumont PD	247	48
Groves PD	21	2
Nederland PD	24	12
Port Arthur PD	125	37
Port Neches PD	18	3
Lamar University PD	21	12
JIM HOGG COUNTY		
Jim Hogg CO SO	23	18

AGENCY	COMMISSIONED	CIVILIAN
JIM WELLS COUNTY		
Jim Wells CO SO	27	40
Alice PD	37	8
Premont PD	6	0
Orange Grove PD	5	0
JOHNSON COUNTY		
Johnson CO SO	94	43
Alvarado PD	16	7
Burleson PD	54	17
Cleburne PD	52	18
Joshua PD	14	1
Keene PD	11	6
Godley PD	7	0
JONES COUNTY		
Jones CO SO	10	11
Anson PD	6	0
Hamlin PD	4	4
Stamford PD	8	1
Hawley PD	1	0
KARNES COUNTY		
Karnes CO SO	11	9
Karnes City PD	7	1
Kenedy PD	7	1
KAUFMAN COUNTY		
Kaufman CO SO	88	153
Forney PD	22	11
Kaufman PD	16	8
Kemp PD	5	0
Terrell PD	36	10
Crandall PD	12	0
KENDALL COUNTY		
Kendall CO SO	48	26
Boerne PD	29	16
KENEDY COUNTY		
Kenedy CO SO	11	7
KENT COUNTY		
Kent CO SO	3	3
KERR COUNTY		
Kerr CO SO	45	49
Kerrville PD	51	16
Ingram PD	6	1
KIMBLE COUNTY		
Kimble CO SO	11	3
Junction PD	5	0
KING COUNTY		
King CO SO	2	0
KINNEY COUNTY		
Kinney CO SO	14	9
Brackettville PD	1	0
KLEBERG COUNTY		
Kleberg CO SO	22	66
Kingsville PD	49	15
TX A&M Kingsville PD	10	4

AGENCY	COMMISSIONED	CIVILIAN
KNOX COUNTY		
Knox CO SO	3	6
Munday PD	3	0
LAMAR COUNTY		
Lamar CO SO	26	50
Paris PD	62	24
Paris Junior College PD	4	0
Reno PD	3	1
LAMB COUNTY		
Lamb CO SO	11	18
Littlefield PD	12	7
Olton PD	3	0
LAMPASAS COUNTY		
Lampasas CO	18	15
Lampasas PD	18	10
Lometa PD	1	0
LA SALLE COUNTY		
La Salle CO SO	10	8
LAVACA COUNTY		
Lavaca CO SO	12	18
Hallettsville PD	7	1
Yoakum PD	10	7
Moulton PD	2	0
LEE COUNTY		
Lee CO SO	12	28
Giddings PD	14	5
Lexington PD	*	*
LEON COUNTY		
Leon CO SO	24	14
LIBERTY COUNTY		
Liberty CO SO	51	20
Cleveland PD	21	14
Dayton PD	18	9
Liberty PD	17	10
LIMESTONE COUNTY		
Limestone CO SO	22	65
Groesbeck PD	8	1
Mexia PD	18	10
LIPSCOMB COUNTY		
Lipscomb CO SO	6	4
LIVE OAK COUNTY		
Live Oak CO SO	9	25
Three Rivers PD	7	1
LLANO COUNTY		
Llano CO SO	29	25
Llano PD	9	1
Sunrise Beach PD	4	0
LOVING COUNTY		
Loving CO SO	2	1
LUBBOCK COUNTY		
Lubbock CO SO	168	267

AGENCY	COMMISSIONED	CIVILIAN
Idalou PD	5	0
Lubbock PD	378	110
Shallowater PD	5	0
Slaton PD	10	6
Texas Tech Univ PD	47	38
Wolfforth PD	9	1
Ransom Canyon PD	3	0
New Deal PD	2	0
LYNN COUNTY		
Lynn CO SO	7	1
Tahoka PD	4	0
O' Donnell PD	1	0
MCCULLOCH COUNTY		
Mcculloch CO SO	6	6
Brady PD	9	7
MCLENNAN COUNTY		
McLennan CO SO	261	76
Bellmead PD	14	6
Beverly Hills PD	7	3
Hewitt PD	22	8
Lacy-Lakeview PD	14	8
Lorena PD	5	1
McGregor PD	9	7
Mart PD	4	0
Robinson PD	21	8
Waco PD	241	81
West PD	7	0
Woodway PD	25	10
McLennan Comm Coll PD	8	9
Riesel PD	4	0
TSTC Waco PD	16	2
Baylor Univ PD	26	7
Bruceville-Eddy PD	3	0
MCMULLEN COUNTY		
McMullen CO SO	5	1
MADISON COUNTY		
Madison CO SO	10	14
Madisonville PD	12	2
MARION COUNTY		
Marion CO SO	14	1
Jefferson PD	3	1
MARTIN COUNTY		
Martin CO SO	4	4
Stanton PD	3	0
MASON COUNTY		
Mason CO SO	5	4
MATAGORDA COUNTY		
Matagorda CO SO	34	40
Bay City PD	35	19
Palacios PD	11	5
Bay City ISD PD	5	1
MAVERICK COUNTY		
Maverick CO SO	46	47
Eagle Pass PD	*	*

AGENCY	COMMISSIONED	CIVILIAN	AGENCY	COMMISSIONED	CIVILIAN
MEDINA COUNTY			NAVARRO COUNTY		
Medina CO SO	27	43	Navarro CO SO	65	63
Castroville PD	9	2	Corsicana PD	43	10
Devine PD	9	2	Kerens PD	*	*
Hondo PD	17	2	NEWTON COUNTY		
MENARD COUNTY			Newton CO SO	12	11
Menard CO SO	5	5	NOLAN COUNTY		
MIDLAND COUNTY			Nolan CO SO	10	19
Midland CO SO	75	90	Roscoe PD	1	0
Midland PD	172	49	Sweetwater PD	22	5
Midland ISD PD	11	6	NUECES COUNTY		
MILAM COUNTY			Nueces CO SO	69	248
Milam CO SO	18	40	Bishop PD	5	4
Cameron PD	8	5	Corpus Christi PD	428	196
Rockdale PD	11	6	Robstown PD	26	9
Thorndale PD	2	0	Port Aransas PD	14	7
MILLS COUNTY			TX A&M Univ Corp Christi PD	15	13
Mills CO SO	6	4	Corpus Christi ISD PD	31	22
MITCHELL COUNTY			Driscoll PD	3	4
Mitchell CO SO	5	6	OCHILTREE COUNTY		
Colorado City PD	6	6	Ochiltree CO SO	8	11
MONTAGUE COUNTY			Perryton PD	11	7
Montague CO SO	10	19	OLDHAM COUNTY		
Bowie PD	15	5	Oldham CO SO	6	5
Nocona PD	5	4	ORANGE COUNTY		
MONTGOMERY COUNTY			Orange CO SO	64	74
Montgomery CO SO	401	315	Bridge City PD	15	4
Conroe PD	111	36	Orange PD	42	14
Roman Forest PD	8	0	Pinehurst PD	6	2
Magnolia PD	10	2	Vidor PD	22	8
Shenandoah PD	23	1	West Orange PD	9	2
Willis PD	12	2	Rose City PD	1	0
Stagecoach PD	3	0	PALO PINTO COUNTY		
Oak Ridge North PD	16	0	Palo Pinto CO SO	25	28
Montgomery PD	7	0	Mineral Wells PD	28	0
Woodbranch PD	3	2	PANOLA COUNTY		
Conroe ISD PD	46	18	Panola CO SO	32	23
MOORE COUNTY			Carthage PD	16	6
Moore CO SO	17	28	PARKER COUNTY		
Dumas PD	26	5	Parker CO SO	82	31
Sunray PD	6	2	Weatherford PD	59	15
Cactus PD	6	2	Springtown PD	11	5
MORRIS COUNTY			Hudson Oaks PD	11	1
Morris CO SO	9	13	Willow Park PD	12	5
Daingerfield PD	7	1	PARMER COUNTY		
Lone Star PD	4	1	Parker CO SO	6	13
Naples PD	4	0	Bovina PD	4	0
MOTLEY COUNTY			Friona PD	6	4
Motley CO SO	2	0	Farwell PD	2	0
NACOGDOCHES COUNTY			PECOS COUNTY		
Nacogdoches CO SO	92	8	Pecos CO SO	22	15
Nacogdoches PD	61	17	Fort Stockton PD	19	11
Stephen F. Austin Univ PD	26	21			

AGENCY	COMMISSIONED	CIVILIAN	AGENCY	COMMISSIONED	CIVILIAN
POLK COUNTY			RUSK COUNTY		
Polk CO SO	47	44	Rusk CO SO	39	36
Livingston PD	18	7	Henderson PD	33	8
Corrigan PD	7	4	Overton PD	6	3
Onalaska PD	6	0	Tatum PD	5	0
POTTER COUNTY			SABINE COUNTY		
Potter CO SO	95	110	Sabine CO SO	8	10
Amarillo PD	320	51	Hemphill PD	3	0
Amarillo College PD	12	2	SAN AUGUSTINE COUNTY		
Amarillo Airport PD	14	0	San Augustine CO SO	8	10
PRESIDIO COUNTY			San Augustine PD	7	0
Presidio CO SO	7	0	SAN JACINTO COUNTY		
Presidio PD	4	1	San Jacinto CO SO	34	28
RAINS COUNTY			SAN PATRICIO COUNTY		
Rains CO SO	10	14	San Patricio CO SO	48	56
RANDALL COUNTY			Ingleside PD	15	7
Randall CO SO	80	95	Mathis PD	12	6
Canyon PD	21	3	Portland PD	24	11
West Texas A&M Univ PD	10	4	Sinton PD	11	1
REAGAN COUNTY			Taft PD	10	1
Reagan CO SO	8	11	Gregory PD	4	0
REAL COUNTY			Taft ISD PD	1	0
Real CO SO	4	4	SAN SABA COUNTY		
RED RIVER COUNTY			San Saba CO SO	5	0
Red River Co	12	15	San Saba PD	4	0
Clarksville PD	8	0	SCHLEICHER COUNTY		
Bogota PD	4	0	Schleicher CO SO	6	6
REEVES COUNTY			SCURRY COUNTY		
Reeves CO SO	17	49	Scurry CO SO	10	31
Pecos PD	20	21	Snyder PD	20	2
REFUGIO COUNTY			SHACKELFORD COUNTY		
Refugio CO SO	15	26	Shackelford CO SO	5	10
Refugio PD	8	1	SHELBY COUNTY		
ROBERTS COUNTY			Shelby CO SO	17	13
Roberts CO SO	5	1	Center PD	19	8
ROBERTSON COUNTY			SHERMAN COUNTY		
Robertson CO SO	12	20	Sherman CO SO	5	5
Bremond PD	2	0	Stratford PD	4	0
Calvert PD	4	0	SMITH COUNTY		
Hearne PD	12	5	Smith CO SO	167	173
ROCKWALL COUNTY			Arp PD	4	0
Rockwall CO SO	40	78	Lindale PD	14	6
Rockwall PD	68	18	Troup PD	8	1
Royse City PD	15	1	Tyler PD	190	50
Heath PD	17	1	Whitehouse PD	13	6
RUNNELS COUNTY			Tyler Jr College PD	14	6
Runnels CO SO	8	17	UT Tyler PD	9	8
Ballinger PD	6	0	UT H.S.C. Tyler PD	7	7
Winters PD	4	0	Bullard PD	7	1
Miles PD			SOMERVELL COUNTY		
			Somervell CO SO	19	22

AGENCY	COMMISSIONED	CIVILIAN
STARR COUNTY		
Starr CO SO	58	56
La Grulla PD	4	2
Rio Grande City PD	27	8
Roma PD	25	9
Rio Grande City ISD PD	14	56
STEPHENS COUNTY		
Stephens CO SO	7	20
Breckenridge PD	11	5
STERLING COUNTY		
Sterling CO SO	4	0
STONEWALL COUNTY		
Stonewall CO SO	3	4
SUTTON COUNTY		
Sutton CO SO	4	9
Sonora PD	4	2
SWISHER COUNTY		
Swisher CO SO	4	6
Kress PD	1	0
Tulia PD	8	5
TARRANT COUNTY		
Tarrant CO SO	499	889
Arlington PD	640	200
Azle PD	23	8
Bedford PD	80	49
Benbrook PD	40	9
Blue Mound PD	6	4
Crowley PD	28	9
Dalworthington Gardens PD	14	4
Eules PD	85	43
Everman PD	13	5
Forest Hill PD	17	7
Fort Worth PD	1509	424
Grapevine PD	92	36
Haltom City PD	72	17
Hurst PD	74	41
Kennedale PD	17	7
Lakeside PD	4	0
Lake Worth PD	27	7
Mansfield PD	85	120
North Richland Hills	107	48
Richland Hills PD	17	7
River Oaks PD	18	6
Saginaw PD	35	7
Sansom Park Village PD	11	4
Watauga PD	32	18
Westover Hills PD	10	3
Westworth PD	13	5
White Settlement PD	36	14
Keller PD	49	30
Pantego PD	12	5
Southlake PD	54	8
UT Arlington PD	29	70
D/FW Airport	251	139
Texas Christian Univ PD	28	14
Colleyville PD	35	4
Univ No Tx Hth Sci Ctr PD	11	10
Tarrant Co Hosp Dist PD	43	18

AGENCY	COMMISSIONED	CIVILIAN
TAYLOR COUNTY		
Taylor CO SO	81	134
Abilene PD	181	60
Merkel PD	3	0
Tye PD	4	0
Hardin Simmons Univ PD	7	1
Abilene Christ. Univ PD	15	1
TERRELL COUNTY		
Terrell CO SO	6	6
TERRY COUNTY		
Terry CO SO	10	22
Brownfield PD	18	6
THROCKMORTON COUNTY		
Throckmorton CO SO	2	4
TITUS COUNTY		
Titus CO SO	25	35
Mount Pleasant PD	27	11
TOM GREEN COUNTY		
Tom Green CO SO	54	112
San Angelo PD	163	53
Angelo St. Univ PD	11	11
TRAVIS COUNTY		
Travis CO SO	1136	397
Texas DPS		
Austin PD	1,644	567
Manor PD	14	2
Rollingwood PD	6	0
West Lake Hills PD	13	6
UT Austin PD	55	88
Pflugerville PD	76	23
Lakeway PD	29	11
Sunset Valley PD	13	0
Lago Vista PD	15	7
Jonestown PD	8	1
Mustang Ridge PD	4	0
Austin ISD PD	67	28
Bee Cave PD	14	1
Pflugerville ISD PD	16	0
TRINITY COUNTY		
Trinity CO SO	11	8
Trinity PD	6	4
TYLER COUNTY		
Tyler CO SO	16	15
Woodville PD	9	1
UPSHUR COUNTY		
Upshur CO SO	45	30
Big Sandy PD	6	0
Gilmer PD	*	*
East Mountain PD	2	0
UPTON COUNTY		
Upton CO SO	10	13
UVALDE COUNTY		
Uvalde CO SO	21	18

AGENCY	COMMISSIONED	CIVILIAN
Uvalde PD	37	11
Sabinal PD	4	0
VAL VERDE COUNTY		
Val Verde CO SO	42	19
Del Rio PD	68	24
VAN ZANDT COUNTY		
Van Zandt CO SO	42	36
Canton PD	14	5
Edgewood PD	2	0
Grand Saline PD	8	0
Van PD	6	0
Wills Point PD	11	1
VICTORIA COUNTY		
Victoria CO SO	114	70
Victoria PD	110	35
WALKER COUNTY		
Walker CO SO	35	37
Huntsville PD	51	7
WALLER COUNTY		
Waller CO SO	47	27
Brookshire PD	16	4
Waller PD	9	1
Hempstead PD	15	3
Prairie View A&M Univ PD	23	15
WARD COUNTY		
Ward CO SO	14	18
Monahans PD	11	5
WASHINGTON COUNTY		
Washington CO SO	35	19
Brenham PD	33	5
Blinn College PD	16	2
WEBB COUNTY		
Webb CO SO	171	112
Laredo PD	425	74
Laredo Community Coll PD	19	2
Texas A&M Internat'l Univ	17	5
United ISD PD	54	112
WHARTON COUNTY		
Wharton CO SO	44	29
El Campo PD	28	12
Wharton PD	22	10
WHEELER COUNTY		
Wheeler CO SO	9	5
Shamrock PD	3	4
WICHITA COUNTY		
Wichita CO SO	69	133
Burkburnett PD	19	6
Electra PD	7	6
Iowa Park PD	11	6
Wichita Falls PD	189	89
Midwestern Univ PD	10	5
WILBARGER COUNTY		
Wilbarger CO SO	7	11

AGENCY	COMMISSIONED	CIVILIAN
Vernon PD	21	11
WILLACY COUNTY		
Willacy CO SO	25	30
Lyford PD	2	0
Raymondville PD	13	9
Lyford CISD PD	2	0
Raymondville ISD PD	*	*
WILLIAMSON COUNTY		
Williamson CO	215	279
Florence PD	2	0
Georgetown PD	72	28
Granger PD	3	1
Hutto PD	24	4
Round Rock PD	*	*
Taylor PD	26	9
Southwestern Univ PD	6	1
Cedar Park PD	76	22
Leander PD	35	16
Thrall PD	5	0
Jarrell PD	2	0
WILSON COUNTY		
Wilson CO SO	26	43
Floresville PD	14	2
Poth PD	3	0
La Vernia PD	7	0
Floresville ISD PD	0	0
WINKLER COUNTY		
Winkler CO SO	9	19
Kermit PD	10	7
Wink PD	1	0
WISE COUNTY		
Wise CO SO	52	88
Bridgeport PD	15	7
Decatur PD	21	6
Runaway Bay PD	4	0
WOOD COUNTY		
Wood CO SO	27	31
Hawkins PD	5	0
Mineola PD	12	6
Quitman PD	6	0
Winnsboro PD	9	4
YOAKUM COUNTY		
Yoakum CO SO	11	11
Denver City PD	8	5
YOUNG COUNTY		
Young CO SO	9	24
Graham PD	22	1
Olney PD	6	1
ZAPATA COUNTY		
Zapata CO SO	49	56
ZAVALA COUNTY		
Zavala CO SO	14	17
Crystal City PD	2	5

Agencies with * did not return this survey.