

FAMILY VIOLENCE

5

DEFINITION

The Texas Family Code defines Family Violence as an act by a member of a family or household against another member that is intended to result in physical harm, bodily injury, assault, or a threat that reasonably places the member in fear of imminent physical harm. The law excludes the reasonable discipline of a child and defines abuse as physical injury that results in substantial harm or genuine threat; sexual contact, intercourse, or conduct; or compelling or encouraging the child to engage in sexual conduct.

By definition and for the purposes of family violence reports, 'family' includes individuals related by consanguinity (blood) or affinity, marriage or former marriage, biological parents of the same child, foster children, foster parents, and members or former members of the same household (including roommates). Senate Bill 68 of the 77th Legislature amended the Family Code to include "Dating Violence". The "Dating Relationship" means a relationship between individuals who have or have had a continuing relationship of a romantic or intimate nature.

ANALYSIS

Volume

The total number of Texas family violence incidents in 2011 was 177,983. This represented a 8 percent decrease when compared to 2010. These incidents involved 192,856 victims (down 8.9 percent from 2010) and 189,004 offenders (down 8.9 percent from 2010).

2011 FAMILY VIOLENCE QUICK STATS

	2011	2010	% Change
Incidents	177,983	193,505	-8.0
Victims	192,856	211,769	-8.9
Offenders	189,004	207,474	-8.9

Victim/Offender Relationships

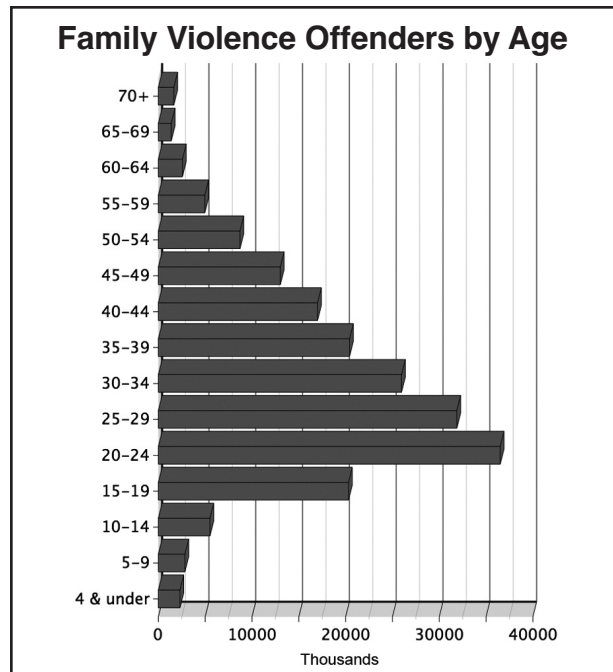
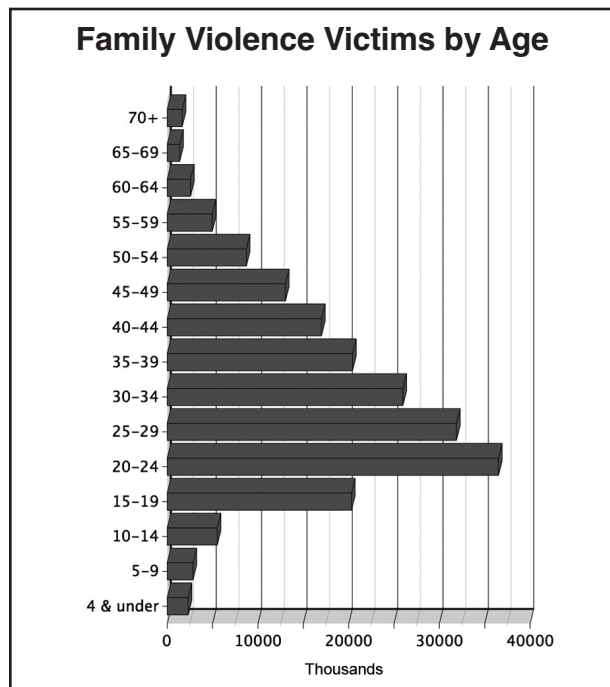
The largest percentage of family violence reports was between other family members. The second most commonly reported relationship among offenders and victims was married spouses and the third most common relationship was common law spouses.

Relationship Type	Relationship %	Relationship Victim to Offender	Total %
Marital	39.9%	Husband	4.2
		Wife	15.6
		Common-Law Husband	2.8
		Common-Law Wife	12.9
		Ex-Husband	1.0
		Ex-Wife	3.4
Parental / Child	15.7%	Father	2.1
		Mother	5.4
		Son	2.2
		Daughter	3.2
		Stepfather	0.9
		Stepmother	0.3
		Stepson	0.7
		Stepdaughter	0.8
		Foster Parent	0.06
Foster Child	0.04		
Other Family	44.4%	Grandfather	0.1
		Grandmother	0.4
		Grandson	0.1
		Granddaughter	0.3
		Brother	2.8
		Sister	3.9
		Stepbrother	0.1
		Stepsister	0.1
		Male Roommate	2.5
		Female Roommate	7.2
		Male In-Law	0.8
		Female In-Law	1.2
		Other Male Family Member	6.3
		Other Female Family Member	18.6
		Unknown Relationship-Male	0.0
Unknown Relationship-Female	0.0		

Victims

Incidents of family violence in 2011 involved 192,856 victims. Of the victims whose sex was known, 27 percent were male and 73 percent were female. The age group with the highest number of victims was the 20-to-24 year-old bracket.

Of the victims whose ethnicity was known, 37 percent were Hispanic and 63 percent were not Hispanic. For the victims whose race was known, 72 percent were listed as White, 27 percent were Black, and 1 percent were American Indian or Alaskan Native and Asian or Pacific Islander. Of the White victims, 73 percent were female, 74 percent of the Black victims were female, 76 percent of the American Indian or Alaskan Native victims were female and 74 percent of the Asian or Pacific Islander victims were female.



and Asian or Pacific Islander. An examination of offenders by race finds that 74 percent of the White offenders were male, 76 percent of the Black offenders were male, 76 percent of the American Indian or Alaskan Native offenders were male, and 72 percent of the Asian or Pacific Islander offenders were male.

Officer Assaults

A serious problem inherent to police intervention and investigation of family violence incidents is the potential for law officers to be assaulted. In 2011, during the course of responding to family violence incidents, 287 Texas law officers were assaulted. By contrast, Uniform Crime Reports for 2011 listed 3,911 assaults on law officers during all types of police activity.

Offenders

In 2011, 189,004 offenders were involved in incidents of family violence. Of the offenders whose sex was known, 76 percent were male and 24 percent were female. The age group showing the highest number of offenders was the 20-to-24 year-old bracket.

Of the offenders whose ethnicity was known, 39 percent were Hispanic and 61 percent were not Hispanic. Of the offenders whose race was known, 69 percent were White, 30 percent were Black, and 1 percent were American Indian or Alaskan Native

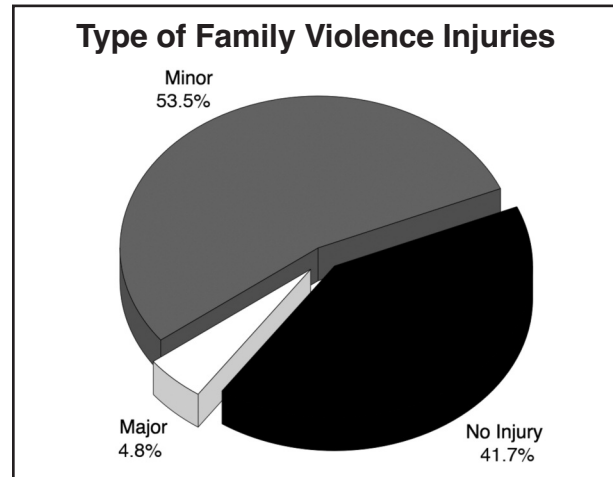
Offenses

Offense information in the family violence program is collected according to federal UCR guidelines and does not necessarily conform to Texas state definitions. Complete offense definitions are available in the appendix to this publication. Family violence offense information falls into six general categories: assaults, homicides, kidnapping/abductions, robberies, forcible sex offenses, and non-forcible sex offenses. Of the six main categories, assaults accounted for 97% of all offenses. Information for each individual crime is represented in the chart on the next page.

FAMILY VIOLENCE OFFENSES

Type	Group %	Offense	Total %
Assaults	95.8	Aggravated Assault	14.8
		Simple Assault	73.9
		Intimidation	7.9
Homicides	0.9	Murder & Nonnegligent Manslaughter	0.08
		Negligent Manslaughter	0.009
		Justifiable Homicide	0.002
Kidnapping	0.4	Kidnapping/Abduction	0.4
Robbery	0.2	Robbery	0.2
Sex Offenses (Force)	2.4	Forcible Rape	0.9
		Forcible Sodomy	0.3
		Sexual Assault w/Object	0.2
		Forcible Fondling	1
Sex Offenses (Force)	0.3	Incest	0.09
		Statutory Rape	0.2

Of the apparent major injuries, severe lacerations and possible internal injuries were the most common at 27.3 and 28.5 percent respectively. Apparent broken bones were noted in 10.9 percent of the apparent major injury cases.

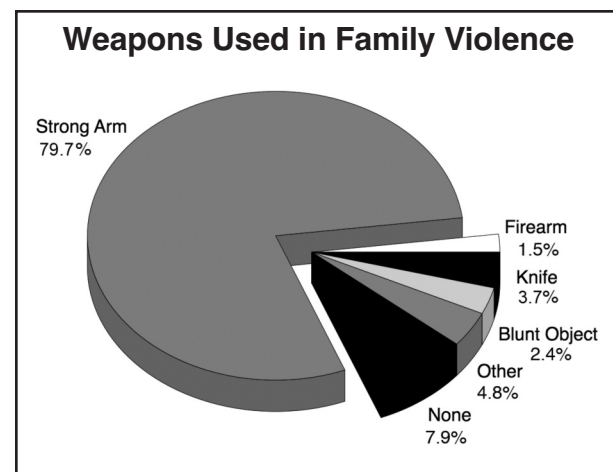
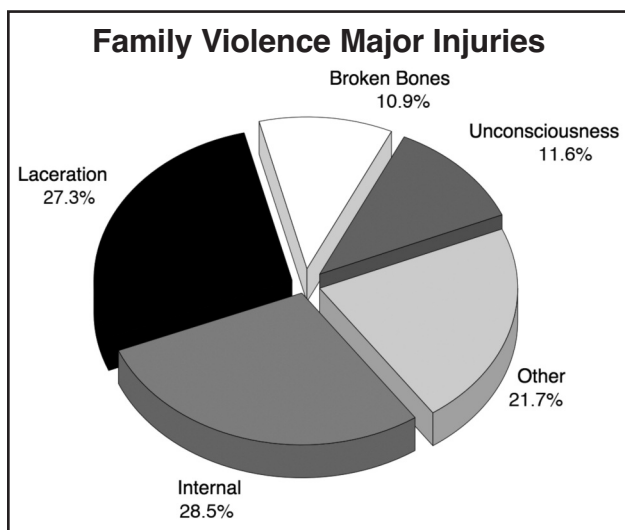


Injuries

For the purposes of this family violence report, the police officers who responded to disturbance calls determined the extent of injuries and all injuries were considered to be apparent injuries. If later medical attention indicated that the injuries were more or less severe than noted by the responding officer, this information is not included in the family violence report. The majority of reported injuries (53.5%) were considered to be minor injuries. In another 41.7 percent of family violence reports, 'no injury' was recorded. Major injuries were reported in 4.8 percent of the cases.

Weapons

The most common weapon involved in family violence cases was physical force through the use of hands, feet, and fists (strong-arm), which accounts for 80 percent of the incidents. The Texas Family Violence law considers the use of threats and intimidation to be serious enough to report and, thus, 7.9 percent of the reports were listed as involving no weapons. Knives or cutting instruments (3.8 percent), blunt objects (2.4 percent), firearms (1.5 percent), and other (4.8 percent) account for the remaining cases. Considered as other weapons were motor vehicles, poison, explosives, fire, drugs, unknown, and miscellaneous weapons.



FAMILY VIOLENCE BY JURISDICTION

AGENCY	INCIDENTS
ANDERSON COUNTY	
Anderson CO SO	.136
Palestine PD	.220
Frankston PD	.9
ANDREWS COUNTY	
Andrews CO SO	.12
Andrews PD	.62
ANGELINA COUNTY	
Angelina CO SO	.168
Diboll PD	.17
Huntington PD	.17
Lufkin PD	.561
Hudson PD	.34
ARANSAS COUNTY	
Aransas CO SO	.41
Aransas Pass PD	.87
Rockport PD	.42
ARCHER COUNTY	
Archer CO SO	.16
Archer City PD	.6
Holliday PD	.2
ARMSTRONG COUNTY	
Armstrong CO SO	.4
ATASCOSA COUNTY	
Atascosa CO SO	.113
Lytle PD	.5
Pleasanton PD	.67
Poteet PD	.21
Jourdanton PD	.32
AUSTIN COUNTY	
Austin CO SO	.41
Bellville PD	.14
Sealy PD	.42
Wallis PD	.2
San Felipe PD	.1
BAILEY COUNTY	
Bailey CO SO	.3
Muleshoe PD	.23
BANDERA COUNTY	
Bandera CO SO	.121
BASTROP COUNTY	
Bastrop CO SO	.450
Bastrop PD	.57
Elgin PD	.29
Smithville PD	.25
BAYLOR COUNTY	
Baylor CO SO	.0
Seymour PD	.11

AGENCY	INCIDENTS
BEE COUNTY	
Bee CO SO	.60
Beeville PD	.139
BELL COUNTY	
Bell CO SO	.162
Belton PD	.215
Harker Heights PD	.239
Killeen PD	.2,352
Nolanville PD	.10
Temple PD	.464
Central Tx College PD	.2
Morgans Point Resort PD	.6
Killeen ISD PD	.0
Troy PD	.6
Salado PD	.4
Mary Hardin Baylor	.0
BEXAR COUNTY	
Bexar CO SO	.1,950
San Antonio PD	.3,974
Alamo Heights PD	.23
Balcones Heights PD	.54
Castle Hills PD	.2
Converse PD	.51
Hill Country Village PD	.0
Hollywood Park PD	.3
Kirby PD	.82
Leon Valley PD	.50
Olmos Park PD	.2
Shavano Park PD	.4
Terrell Hills PD	.1
Universal City PD	.211
Windcrest PD	.18
Live Oak PD	.48
UT H/S Ctr San Antonio PD	.0
UT San Antonio PD	.5
Judson ISD PD	.0
Alamo Comm College	.3
Selma PD	.36
Somerset PD	.15
Helotes PD	.17
Trinity University PD	.0
St Mary's University	.0
East Central ISD PD	.0
North East ISD PD	.0
Fair Oaks Ranch PD	.5
TAMU San Antonio PD	.0
BLANCO COUNTY	
Blanco CO SO	.2
Blanco PD	.16
Johnson City PD	.9
BORDEN COUNTY	
Borden CO SO	.0

AGENCY	INCIDENTS
BOSQUE COUNTY	
Bosque CO SO	.94
Clifton PD	.2
Valley Mills PD	.5
Meridian PD	.1
BOWIE COUNTY	
Bowie CO SO	.321
De Kalb PD	.7
Nash PD	.23
New Boston PD	.57
Texarkana PD	.848
Wake Village PD	.75
Hooks PD	.11
BRAZORIA COUNTY	
Brazoria CO SO	.869
Alvin PD	.118
Angleton PD	.153
Clute PD	.64
Danbury PD	.8
Freeport	.25
Lake Jackson PD	.265
Manvel PD	.29
Pearland PD	.481
Richwood PD	.16
Sweeny PD	.27
West Columbia PD	.12
Brazoria PD	.12
Alvin Community College	.0
Brookside Village PD	.4
Jones Creek PD	.8
Surfside Beach PD	.11
Oyster Creek PD	.13
Alvin ISD PD	.0
Angleton ISD PD	.0
BRAZOS COUNTY	
Brazos CO SO	.50
Bryan PD	.960
College Station PD	.520
TX A&M Univ PD	.4
BREWSTER COUNTY	
Brewster CO SO	.9
Alpine PD	.34
Sul Ross State University PD	.4
BRISCOE COUNTY	
Briscoe CO SO	.0
BROOKS COUNTY	
Brooks CO SO	.8
Falfurrias PD	.17
BROWN COUNTY	
Brown CO SO	.81
Bangs PD	.3
Brownwood PD	.223
Early PD	.7

AGENCY	INCIDENTS
BURLESON COUNTY	
Burleson CO SO	.36
Caldwell PD	.10
Somerville PD	.5
BURNET COUNTY	
Burnet CO SO	.81
Burnet PD	.53
Marble Falls PD	.76
Bertram PD	.11
Granite Shoals PD	.15
Horseshoe Bay PD	.14
Cottonwood Shores PD	.12
CALDWELL COUNTY	
Caldwell CO SO	.138
Lockhart PD	.19
Luling PD	.43
Martindale PD	.3
CALHOUN COUNTY	
Calhoun CO SO	.23
Point Comfort PD	.1
Port Lavaca PD	.55
CALLAHAN COUNTY	
Callahan CO SO	.20
Baird PD	.4
Clyde PD	.21
CAMERON COUNTY	
Cameron CO SO	.539
Brownsville PD	.1,570
Combes PD	.7
Harlingen PD	.456
La Feria PD	.43
Los Fresnos PD	.56
Port Isabel PD	.34
Primera PD	.0
Rio Hondo PD	.1
San Benito PD	.249
Santa Rosa PD	.16
UT Brownsville PD	.0
South Padre Island PD	.53
TSTC Harlingen	.0
Palm Valley PD	.4
Laguna Vista PD	.14
Rancho Viejo PD	.3
CAMP COUNTY	
Camp CO SO	.25
Pittsburg PD	.58
CARSON COUNTY	
Carson CO SO	.0
Panhandle PD	.0
CASS COUNTY	
Cass CO SO	.42
Atlanta PD	.30
Hughes Springs PD	.6
Linden PD	.9
Queen City PD	.6
Bloomburg PD	.0
CASTRO COUNTY	
Castro CO SO	.16
Dimmit PD	.14

AGENCY	INCIDENTS
CHAMBERS COUNTY	
Chambers CO SO	.75
Mont Belvieu PD	.39
Barbers Hill ISD PD	.0
CHEROKEE COUNTY	
Cherokee CO SO	.157
Jacksonville PD	.305
Rusk PD	.41
Alto PD	.1
CHILDRESS COUNTY	
Childress CO SO	.6
Childress PD	.23
CLAY COUNTY	
Clay CO SO	.11
COCHRAN COUNTY	
Cochran CO SO	.14
COKE COUNTY	
Coke CO SO	.0
COLEMAN COUNTY	
Coleman CO SO	.1
Coleman PD	.15
Santa Anna PD	.5
COLLIN COUNTY	
Collin CO SO	.259
Allen PD	.330
Celina PD	.7
Farmersville PD	.32
Frisco PD	.361
McKinney PD	.561
Plano PD	.972
Prosper PD	.26
Wylie PD	.204
Princeton PD	.36
Melissa PD	.13
Murphy PD	.63
Parke PD	.4
Lavon PD	.2
Anna PD	.43
COLLINGSWORTH COUNTY	
Collingsworth CO SO	.0
COLORADO COUNTY	
Colorado CO SO	.53
Columbus PD	.27
Eagle Lake PD	.20
Weimar PD	.11
COMAL COUNTY	
Comal CO SO	.430
New Braunfels PD	.619
Gaden Ridge PD	.2
Bulverde PD	.17
COMANCHE COUNTY	
Comanche CO SO	.27
Comanche PD	.84
Deleon PD	.14
CONCHO COUNTY	
Concho CO SO	.2

AGENCY	INCIDENTS
COOKE COUNTY	
Gainesville PD	.174
Valley View PD	.0
Oak Ridge PD	.0
CORYELL COUNTY	
Coryell CO SO	.48
Copperas Cove PD	.563
Gatesville PD	.81
COTTLE COUNTY	
Cottle CO SO	.0
Paducah PD	.1
CRANE COUNTY	
Crane CO SO	.4
Crane PD	.10
CROSBY COUNTY	
Crosby CO SO	.0
Crosbyton PD	.7
Lorenzo PD	.0
Ralls PD	.1
CULBERSON COUNTY	
Culbertson CO SO	.11
DALLAM COUNTY	
Dallam CO SO	.4
Dalhart PD	.66
DALLAS COUNTY	
Dallas CO SO	.48
Dallas PD	.15,062
Addison PD	.184
Balch Springs PD	.291
Carrollton PD	.394
Cedar Hill PD	.364
Cockrell Hill PD	.36
Coppell PD	.96
Desoto PD	.559
Duncanville PD	.239
Farmers Branch PD	.141
Garland PD	.1,866
Grand Prairie PD	.969
Highland Park PD	.14
Hutchins PD	.33
Irving PD	.925
Lancaster PD	.400
Mesquite PD	.908
Richardson PD	.327
Sachse PD	.67
Seagoville PD	.96
University Park PD	.8
Wilmer PD	.33
UT Medical School Dallas PD	.3
UT Dallas PD	.7
Eastfield College PD	.0
Rowlett PD	.263
Richland College PD	.0
Northlake College PD	.1
Mountain View College PD	.0
Brookhaven College PD	.0
Glenn Heights PD	.119
Dallas Co. Hospital District PD	.1
Baylor Hlth Care Sys PD	.10
SMU PD	.4

AGENCY	INCIDENTS
Ovilla PD	.4
Cedar Hill ISD PD	.0
DAWSON COUNTY	
Dawson CO SO	.2
Lamesa PD	.91
DEAF SMITH COUNTY	
Deaf Smith CO SO	.14
Hereford PD	.104
DELTA COUNTY	
Delta CO SO	.9
DENTON COUNTY	
Denton CO SO	.249
Argyle PD	.3
Denton PD	.670
Lake Dallas PD	.52
Lewisville PD	.438
Pilot Point PD	.10
Sanger PD	.0
Texas Women's University PD	.1
Univ of North Texas PD	.5
Flower Mound PD	.141
Little Elm PD	.70
Aubrey PD	.27
The Colony PD	.186
Highland Village PD	.35
Corinth PD	.89
Double Oak PD	.3
Hickory Creek PD	.7
Roanoke PD	.32
Trophy Club PD	.18
Ponder PD	.1
Northlake PD	.4
DEWITT COUNTY	
Dewitt CO SO	.12
Cuero PD	.35
Yorktown PD	.2
DICKENS COUNTY	
Dickens CO SO	.0
Spur PD	.6
DIMMITT COUNTY	
Dimmitt CO SO	.89
DONLEY COUNTY	
Donley CO SO	.10
DUVAL COUNTY	
Duval CO SO	.6
San Diego PD	.45
Freer PD	.16
EASTLAND COUNTY	
Eastland CO SO	.3
Cisco PD	.36
Eastland PD	.12
Gorman PD	.1
Ranger PD	.13
Rising Star PD	.2
ECTOR COUNTY	
Ector CO SO	.482
Odessa PD	.2,128

AGENCY	INCIDENTS
UT Permian Basin PD	.3
Ector CO ISD PD	.0
EDWARDS COUNTY	
Edwards CO SO	.0
ELLIS COUNTY	
Ellis CO SO	.139
Ennis PD	.125
Ferris PD	.20
Italy PD	.7
Midlothian PD	.92
Milford PD	.3
Palmer PD	.11
Red Oak PD	.48
Waxahachie PD	.185
EL PASO COUNTY	
El Paso CO SO	.305
Anthony PD	.43
El Paso PD	.4,546
UT El Paso PD	.2
El Paso Comm College PD	.0
Clint PD	.1
El Paso ISD PD	.0
Horizon City PD	.64
Socorro PD	.187
Socorro ISD PD	.0
ERATH COUNTY	
Erath CO SO	.24
Dublin PD	.14
Stephenville PD	.111
Tarleton State University PD	.3
FALLS COUNTY	
Falls CO SO	.6
Lott PD	.4
Marlin PD	.22
Rosebud PD	.2
FANNIN COUNTY	
Fannin CO SO	.52
Bonham PD	.180
Trenton PD	.2
Leonard PD	.14
FAYETTE COUNTY	
Fayette CO SO	.26
La Grange PD	.21
Schulenburg PD	.12
Flatonia PD	.1
FISHER COUNTY	
Fisher CO SO	.17
FLOYD COUNTY	
Floyd CO SO	.7
Floydada PD	.6
Lockney PD	.7
FOARD COUNTY	
Foard CO SO	.0
Crowell PD	.0
FORT BEND COUNTY	
Fort Bend CO SO	.1,832
Missouri City PD	.187

AGENCY	INCIDENTS
Richmond PD	.122
Rosenberg PD	.298
Stafford PD	.121
Sugar Land PD	.179
Needville PD	.24
Arcola PD	.3
Meadows Place PD	.15
Fort Bend ISD	.0
FRANKLIN COUNTY	
Franklin CO SO	.30
FREESTONE COUNTY	
Freestone CO SO	.44
Fairfield PD	.19
Teague PD	.34
Wortham PD	.0
FRIO COUNTY	
Frio CO SO	.14
Pearsall PD	.47
Dilley PD	.26
GAINES COUNTY	
Gaines CO SO	.5
Seagraves PD	.11
Seminole PD	.26
GALVESTON COUNTY	
Galveston CO SO	.88
Dickinson PD	.70
Friendswood PD	.119
Galveston PD	.690
Hitchcock PD	.40
Kemah PD	.3
La Marque PD	.208
League City PD	.405
Texas City PD	.243
UTMB-Galveston PD	.4
TX A&M Galveston PD	.1
Jamaica Beach PD	.2
Santa Fe PD	.82
Bayou Vista PD	.4
College of the Mainland PD	.0
GARZA COUNTY	
Garza CO SO	.12
GILLESPIE COUNTY	
Gillespie CO SO	.16
Fredericksburg PD	.13
GLASSCOCK COUNTY	
Glasscock CO SO	.0
GOLIAD COUNTY	
Goliad CO SO	.30
GONZALES COUNTY	
Gonzales CO SO	.36
Gonzales PD	.28
Nixon PD	.9
Waelder PD	.0
GRAY COUNTY	
Gray CO SO	.4
Pampa PD	.218

AGENCY	INCIDENTS
GRAYSON COUNTY	
Grayson CO SO	.228
Collinsville PD	.0
Denison PD	.135
Pottsboro PD	.5
Sherman PD	.542
Van Alstyne PD	.16
Whitesboro PD	.13
Whitewright PD	.4
Howe PD	.16
Grayson Co College PD	.0
Austin College PD	.0
Tioga PD	.2
Tom Bean PD	.1
GREGG COUNTY	
Gregg CO SO	.146
Gladewater PD	.33
Kilgore PD	.115
Longview PD	.777
White Oak PD	.31
GRIMES COUNTY	
Grimes CO SO	.76
Navasota PD	.56
GUADALUPE COUNTY	
Guadalupe CO SO	.353
Schertz PD	.158
Seguin PD	.357
Cibolo PD	.76
HALE COUNTY	
Hale CO SO	.13
Abernathy PD	.18
Hale Center PD	.7
Plainview PD	.115
HALL COUNTY	
Hall CO SO	.0
Memphis PD	.0
HAMILTON COUNTY	
Hamilton CO SO	.21
HANSFORD COUNTY	
Hansford CO SO	.1
Grover PD	.3
Spearman PD	.4
HARDEMAN COUNTY	
Hardeman CO SO	.28
Chillicothe PD	.9
HARDIN COUNTY	
Hardin CO SO	.117
Kountze PD	.8
Silsbee PD	.38
Sour Lake PD	.12
Lumberton PD	.80
HARRIS COUNTY	
Harris CO SO	.3,499
Houston PD	.21,236
Baytown PD	.572
Bellaire PD	.33
Deer Park PD	.174
Galena Park PD	.56

AGENCY	INCIDENTS
Humble PD	.93
Jacinto City PD	.60
Jersey Village PD	.33
La Porte PD	.203
Pasadena PD	.1,266
Seabrook PD	.108
South Houston PD	.120
Southside Place PD	.1
Spring Valley PD	.1
Tomball PD	.73
Memorial Village PD	.18
Webster PD	.71
West University Place PD	.4
Katy PD	.92
Nassau Bay PD	.30
UT Houston PD	.7
University of Houston PD	.3
Tx Southern Univ PD	.18
Rice University PD	.4
Univ Houston Clearlake PD	.0
Hedwig Village PD	.1
Univ Houston Downtown PD	.0
Houston Comm Coll PD	.6
Houston Metro Transit PD	.0
Klein ISD PD	.1
Houston Baptist University PD	.0
Lakeview PD	.18
Katy ISD PD	.0
Port of Houston PD	.0
Spring Branch ISD PD	.0
Spring ISD PD	.0
Pasadena ISD PD	.3
Aldine ISD PD	.0
Humble ISD PD	.1
HARRISON COUNTY	
Harrison CO SO	.179
Hallsville PD	.2
Marshall PD	.223
TX State Tech Colleg DPS	.0
Hallsville ISD PD	.0
HARTLEY COUNTY	
Hartley CO SO	.1
HASKELL COUNTY	
Haskell CO SO	.1
Haskell PD	.8
HAYS COUNTY	
Hays CO SO	.248
San Marcos PD	.329
Texas State Univ PD	.5
Kyle PD	.120
Buda PD	.15
HEMPHILL COUNTY	
Hemphill CO SO	.5
HENDERSON COUNTY	
Henderson CO SO	.387
Athens PD	.65
Malakoff PD	.10
Seven Points PD	.0
Gun Barrel City PD	.24
Tool PD	.3

AGENCY	INCIDENTS
HIDALGO COUNTY	
Hidalgo CO SO	.2,484
Alamo PD	.97
Donna PD	.323
Edcouch PD	.23
Edinburg PD	.802
Elsa PD	.61
Hidalgo PD	.41
La Villa PD	.14
McAllen PD	.570
Mercedes PD	.91
Mission PD	.277
Pharr PD	.526
San Juan PD	.210
Weslaco PD	.286
La Joya PD	.4
UT Pan America PD	.3
Palmview PD	.18
Alton PD	.134
Progreso PD	.17
Edinburg CISD PD	.0
Penitas PD	.11
Sullivan City PD	.2
Palmhurst PD	.7
HILL COUNTY	
Hill CO SO	.32
Hillsboro PD	.64
Hubbard PD	.2
Itasca PD	.6
Whitney PD	.8
HOCKLEY COUNTY	
Hockley CO SO	.28
Levelland PD	.145
Ropesville PD	.0
South Plains College PD	.0
HOOD COUNTY	
Hood CO SO	.246
Granbury PD	.0
Tolar PD	.1
HOPKINS COUNTY	
Hopkins CO SO	.34
Cumby PD	.3
Sulphur Springs PD	.93
HOUSTON COUNTY	
Houston CO SO	.44
Crockett PD	.45
Grapeland PD	.8
HOWARD COUNTY	
Howard CO SO	.38
Big Spring PD	.492
HUDSPETH COUNTY	
Hudspeth CO SO	.17
HUNT COUNTY	
Hunt CO SO	.256
Commerce PD	.78
Greenville PD	.461
Wolfe City PD	.10
TX A&M Univ-Commerce PD	.6
Caddo Mills PD	.6

AGENCY	INCIDENTS
West Tawakoni PD	.2
Hawk Cove PD	.7
HUTCHINSON COUNTY	
Hutchinson CO SO	.31
Borger PD	.119
IRION COUNTY	
Irion CO SO	.0
JACK COUNTY	
Jack CO SO	.16
Jacksboro PD	.20
JACKSON COUNTY	
Jackson CO SO	.5
Edna PD	.19
Ganado PD	.3
JASPER COUNTY	
Jasper CO SO	.73
Jasper PD	.64
Kirbyville PD	.3
JEFF DAVIS COUNTY	
Jeff Davis CO SO	.5
JEFFERSON COUNTY	
Jefferson CO SO	.211
Beaumont PD	.2,927
Groves PD	.128
Nederland PD	.244
Port Arthur PD	.953
Port Neches PD	.82
Lamar University PD	.5
JIM HOGG COUNTY	
Jim Hogg CO SO	.15
JIM WELLS COUNTY	
Jim Wells CO SO	.118
Alice PD	.347
Premont PD	.10
Orange Grove PD	.8
JOHNSON COUNTY	
Johnson CO SO	.438
Alvarado PD	.35
Burleson PD	.325
Cleburne PD	.221
Joshua PD	.20
Keene PD	.12
Godley PD	.8
JONES COUNTY	
Jones CO SO	.12
Anson PD	.14
Hamlin PD	.28
Stamford PD	.18
Hawley PD	.1
KARNES COUNTY	
Karnes CO SO	.9
Karnes City PD	.11
Kenedy PD	.24
KAUFMAN COUNTY	
Kaufman CO SO	.458
Forney PD	.33
Kaufman PD	.47

AGENCY	INCIDENTS
Kemp PD	.8
Terrell PD	.193
Crandall PD	.2
KENDALL COUNTY	
Kendall CO SO	.79
Boerne PD	.90
KENEDY COUNTY	
Kenedy CO SO	.4
KENT COUNTY	
Kent CO SO	.3
KERR COUNTY	
Kerr CO SO	.133
Kerrville PD	.235
Ingram PD	.15
KIMBLE COUNTY	
Kimble CO SO	.7
Junction PD	.36
KING COUNTY	
King CO SO	.0
KINNEY COUNTY	
Kinney CO SO	.2
Brackettville PD	.0
KLEBERG COUNTY	
Kleberg CO SO	.33
Kingsville PD	.439
TX A&M Kingsville PD	.2
KNOX COUNTY	
Knox CO SO	.4
Munday PD	.3
LAMAR COUNTY	
Lamar CO SO	.113
Paris PD	.316
Paris Junior College PD	.3
Reno PD	.4
LAMB COUNTY	
Lamb CO SO	.63
Littlefield PD	.167
Olton PD	.2
LAMPASAS COUNTY	
Lampasas CO SO	.25
Lampasas PD	.82
Lometa PD	.3
LA SALLE COUNTY	
LaSalle CO SO	.26
LAVACA COUNTY	
Lavaca CO SO	.9
Hallettsville PD	.22
Yoakum PD	.14
Moulton PD	.1
LEE COUNTY	
Lee CO SO	.22
Giddings PD	.40
Lexington PD	.3
LEON COUNTY	
Leon CO SO	.31

AGENCY	INCIDENTS
LIBERTY COUNTY	
Liberty CO SO	.341
Cleveland PD	.87
Dayton PD	.59
Liberty PD	.58
LIMESTONE COUNTY	
Limestone CO SO	.79
Groesbeck PD	.15
Mexia PD	.99
LIPSCOMB COUNTY	
Lipscomb CO SO	.0
LIVE OAK COUNTY	
Live Oak CO SO	.17
Three Rivers PD	.5
LLANO COUNTY	
Llano CO SO	.39
Llano PD	.12
Sunrise Beach PD	.1
LOVING COUNTY	
Loving CO SO	.0
LUBBOCK COUNTY	
Lubbock CO SO	.322
Idalou PD	.6
Lubbock PD	.3,301
Shallowater PD	.0
Slaton PD	.29
TX Tech Univ PD	.9
Wolfforth PD	.3
Ransom Canyon PD	.0
New Deal PD	.1
LYNN COUNTY	
Lynn CO SO	.9
Tahoka PD	.12
O'Donnell PD	.0
MCCULLOCH COUNTY	
McCulloch CO SO	.8
Brady PD	.24
MCLENNAN COUNTY	
McLennan CO SO	.340
Bellmead PD	.211
Beverly Hills PD	.11
Hewitt PD	.47
Lacy-Lakeview PD	.80
Lorena PD	.3
McGregor PD	.18
Mart PD	.9
Robinson PD	.16
Waco PD	.1,667
West PD	.4
Woodway PD	.18
McClennan Comm College PD	.0
Riesel PD	.0
TSTC Waco PD	.9
Baylor Univ PD	.1
Bruceville-Eddy PD	.6
MCMULLEN COUNTY	
McMullen CO SO	.0

AGENCY	INCIDENTS
MADISON COUNTY	
Madison CO SO	.10
Madisonville PD	.28
MARION COUNTY	
Marion CO SO	.46
Jefferson PD	.37
MARTIN COUNTY	
Martin CO SO	.7
Stanton PD	.12
MASON COUNTY	
Mason CO SO	.2
MATAGORDA COUNTY	
Matagorda CO SO	.122
Bay City PD	.323
Palacios PD	.18
Bay City ISD PD	.0
MAVERICK COUNTY	
Maverick CO SO	.308
Eagle Pass PD	.130
MEDINA COUNTY	
Medina CO SO	.47
Castroville PD	.15
Devine PD	.33
Hondo PD	.74
MENARD COUNTY	
Menard CO SO	.8
MIDLAND COUNTY	
Midland CO SO	.174
Midland PD	.692
Midland ISD PD	.0
MILAM COUNTY	
Milam CO SO	.37
Cameron PD	.23
Rockdale PD	.32
Thorndale PD	.4
MILLS COUNTY	
Mills CO SO	.24
MITCHELL COUNTY	
Mitchell CO SO	.5
Colorado City PD	.65
MONTAGUE COUNTY	
Montague CO SO	.46
Bowie PD	.62
Nocona PD	.17
MONTGOMERY COUNTY	
Montgomery CO SO	.2,483
Conroe PD	.465
Roman Forest PD	.4
Magnolia PD	.12
Shenandoah PD	.14
Willis PD	.66
Stagecoach PD	.0
Oak Ridge North PD	.8
Montgomery PD	.3
Woodbranch PD	.0
Conroe ISD PD	.2

AGENCY	INCIDENTS
MOORE COUNTY	
Moore CO SO	.7
Dumas PD	.263
Sunray PD	.2
Cactus PD	.14
MORRIS COUNTY	
Morris CO SO	.40
Daingerfield PD	.9
Lone Star PD	.9
Naples PD	.2
MOTLEY COUNTY	
Motley CO SO	.2
NACOGDOCHES COUNTY	
Nacogdoches CO SO	.136
Nacogdoches PD	.577
Stephen F Austin Univ PD	.7
NAVARRO COUNTY	
Navarro CO SO	.122
Corsicana PD	.365
Kerens PD	.14
NEWTON COUNTY	
Newton CO SO	.12
NOLAN COUNTY	
Nolan CO SO	.6
Roscoe PD	.1
Sweetwater PD	.93
NUECES COUNTY	
Nueces CO SO	.54
Bishop PD	.6
Corpus Christi PD	.4,223
Robstown PD	.138
Port Aransas PD	.50
TX A&M Univ Corpus Christi PD	.0
Corpus Christi ISD PD	.0
Driscoll PD	.0
OCHILTREE COUNTY	
Ochiltree CO SO	.4
Perryton PD	.57
OLDHAM COUNTY	
Oldham CO SO	.3
ORANGE COUNTY	
Orange CO SO	.91
Bridge City PD	.47
Orange PD	.139
Pinehurst PD	.23
Vidor PD	.110
West Orange PD	.8
Rose City PD	.2
PALO PINTO COUNTY	
Palo Pinto CO SO	.17
Mineral Wells PD	.83
PANOLA COUNTY	
Panola CO SO	.70
Carthage PD	.61
PARKER COUNTY	
Parker CO SO	.246
Weatherford PD	.196

AGENCY	INCIDENTS
Springtown PD	.7
Hudson Oaks PD	.1
Willow Park PD	.5
PARMER COUNTY	
Parmer CO SO	.4
Bovina PD	.9
Friona PD	.21
Farwell PD	.1
PECOS COUNTY	
Pecos CO SO	.26
Fort Stockton PD	.76
POLK COUNTY	
Polk CO SO	.360
Livingston PD	.55
Corrigan PD	.14
Onalaska PD	.21
POTTER COUNTY	
Potter CO SO	.58
Amarillo PD	.2,225
Amarillo College PD	.2
Amarillo Airport PD	.0
PRESIDIO COUNTY	
Presidio CO SO	.5
Presidio PD	.5
RAINS COUNTY	
Rains CO SO	.12
RANDALL COUNTY	
Randall CO SO	.133
Canyon PD	.44
West Texas A&M Univ PD	.1
REAGAN COUNTY	
Reagan CO SO	.9
REAL COUNTY	
Real CO SO	.5
RED RIVER COUNTY	
Red River CO SO	.57
Clarksville PD	.8
Bogota PD	.10
REEVES COUNTY	
Reeves CO SO	.12
Pecos PD	.44
REFUGIO COUNTY	
Refugio CO SO	.9
Refugio PD	.8
ROBERTS COUNTY	
Roberts CO SO	.1
ROBERTSON COUNTY	
Robertson CO SO	.35
Bremond PD	.2
Calvert PD	.7
Hearne PD	.67
ROCKWALL COUNTY	
Rockwall CO SO	.75
Rockwall PD	.156
Royse City PD	.63
Heath PD	.9

AGENCY	INCIDENTS
RUNNELS COUNTY	
Runnels CO SO	.0
Ballinger PD	.29
Winters PD	.14
Miles PD	.2
RUSK COUNTY	
Rusk CO SO	.272
Henderson PD	.246
Overton PD	.18
Tatum PD	.8
SABINE COUNTY	
Sabine CO SO	.35
Hemphill PD	.2
SAN AUGUSTINE COUNTY	
San Augustine CO SO	.33
San Augustine PD	.9
SAN JACINTO COUNTY	
San Jacinto CO SO	.198
SAN PATRICIO COUNTY	
San Patricio CO SO	.62
Ingleside PD	.81
Mathis PD	.49
Portland PD	.78
Sinton PD	.113
Taft PD	.37
Gregory PD	.11
Taft ISD PD	.0
SAN SABA COUNTY	
San Saba CO SO	.2
San Saba PD	.19
SCHLEICHER COUNTY	
Schleicher CO SO	.6
SCURRY COUNTY	
Scurry CO SO	.23
Snyder PD	.136
SHACKELFORD COUNTY	
Shackelford CO SO	.2
SHELBY COUNTY	
Shelby CO SO	.105
Center PD	.43
SHERMAN COUNTY	
Sherman CO SO	.0
Stratford PD	.15
SMITH COUNTY	
Smith CO SO	.187
Arp PD	.0
Lindale PD	.17
Troup PD	.2
Tyler PD	.679
Whitehouse PD	.31
Tyler Junior College PD	.0
UT Tyler PD	.0
UT Health Science Center PD	.1
Bullard PD	.3
SOMERVELL COUNTY	
Somervell CO SO	.28

AGENCY	INCIDENTS
STARR COUNTY	
Starr CO SO	.137
La Grulla PD	.1
Rio Grande City PD	.134
Roma PD	.104
Rio Grande City ISD PD	.1
STEPHENS COUNTY	
Stephens CO SO	.9
Breckenridge PD	.24
STERLING COUNTY	
Sterling CO SO	.1
STONEWALL COUNTY	
Stonewall CO SO	.7
SUTTON COUNTY	
Sutton CO SO	.0
Sonora PD	.14
SWISHER COUNTY	
Swisher CO SO	.1
Kress PD	.1
Tulia PD	.30
TARRANT COUNTY	
Tarrant CO SO	.303
Arlington PD	.3,584
Azle PD	.60
Bedford PD	.403
Benbrook PD	.95
Blue Mound PD	.21
Crowley PD	.72
Dalworthington Gardens PD	.0
Eules PD	.267
Everman PD	.12
Forest Hill PD	.66
Fort Worth PD	.4,985
Grapevine PD	.291
Haltom City PD	.391
Hurst PD	.315
Kennedale PD	.33
Lakeside PD	.3
Lake Worth PD	.33
Mansfield PD	.151
North Richland Hills PD	.633
Richland Hills PD	.19
River Oaks PD	.43
Saginaw PD	.58
Sansom Park Village PD	.14
Watauga PD	.117
Westover Hills PD	.0
Westworth PD	.3
White Settlement PD	.40
Keller PD	.85
Pantego PD	.2
Southlake PD	.30
UT Arlington PD	.20
Dallas/Ft Worth Airport PD	.8
Texas Christian University PD	.2
Colleyville PD	.22
Univ No Tx Hth Sci Ctr PD	.0
Tarrant CO Hosp Dist PD	.7
TAYLOR COUNTY	
Taylor CO SO	.69

AGENCY	INCIDENTS
Abilene PD	.1,804
Merkel PD	.0
Tye PD	.6
Hardin Simmons Univ PD	.0
Abilene Christian Univ	.0
TERRELL COUNTY	
Terrell CO SO	.0
TERRY COUNTY	
Terry CO SO	.0
Brownfield PD	.36
THROCKMORTON COUNTY	
Throckmorton CO SO	.0
TITUS COUNTY	
Titus CO SO	.170
Mount Pleasant PD	.242
TOM GREEN COUNTY	
Tom Green CO SO	.62
San Angelo PD	.1,325
Angelo State Univ PD	.0
TRAVIS COUNTY	
Travis CO SO	.425
Austin PD	.7,100
Manor PD	.43
Rollingwood PD	.1
West Lake Hills PD	.2
UT Austin PD	.8
Pflugerville PD	.105
Lakeway PD	.22
Sunset Valley PD	.4
Lago Vista PD	.40
Jonestown PD	.13
Mustang Ridge PD	.0
Austin ISD PD	.7
Bee Cave PD	.7
Pflugerville ISD PD	.0
TRINITY COUNTY	
Trinity CO SO	.21
Trinity PD	.24
TYLER COUNTY	
Tyler CO SO	.72
Woodville PD	.0
UPSHUR COUNTY	
Upshur CO SO	.170
Big Sandy PD	.6
Gilmer PD	.59
East Mountain PD	.2
UPTON COUNTY	
Upton CO SO	.13
UVALDE COUNTY	
Uvalde CO SO	.72
Uvalde PD	.128
Sabinal PD	.7
VAL VERDE COUNTY	
Val Verde CO SO	.38
Del Rio PD	.276

AGENCY	INCIDENTS
VAN ZANDT COUNTY	
Van Zandt CO SO	.100
Canton PD	.3
Edgewood PD	.6
Grand Saline PD	.0
Van PD	.5
Wills Point PD	.0
VICTORIA COUNTY	
Victoria CO SO	.202
Victoria PD	.717
WALKER COUNTY	
Walker CO SO	.124
Huntsville PD	.290
WALLER COUNTY	
Waller CO SO	.45
Brookshire PD	.21
Waller PD	.29
Hempstead PD	.80
Prairie View A&M Univ PD	.5
WARD COUNTY	
Ward CO SO	.17
Monahans PD	.111
WASHINGTON COUNTY	
Washington CO SO	.50
Brenham PD	.120
Blinn College PD	.1
WEBB COUNTY	
Webb CO SO	.112
Laredo PD	.1,452
Laredo Comm College PD	.0
TX A&M Int'l Univ PD	.0
United ISD PD	.0
WHARTON COUNTY	
Wharton CO SO	.154

AGENCY	INCIDENTS
El Campo PD	.107
Wharton PD	.195
WHEELER COUNTY	
Wheeler CO SO	.4
Shamrock PD	.3
WICHITA COUNTY	
Wichita CO SO	.56
Burkburnett PD	.37
Electra PD	.23
Iowa Park PD	.42
Wichita Falls PD	.1,611
Midwestern Univ PD	.0
WILBARGER COUNTY	
Wilbarger CO SO	.5
Vernon PD	.87
WILLACY COUNTY	
Willacy CO SO	.81
Lyford PD	.7
Raymondville PD	.146
Lyford CISD PD	.0
Raymondville ISD PD	.0
WILLIAMSON COUNTY	
Williamson CO SO	.389
Florence PD	.1
Georgetown PD	.201
Granger PD	.2
Hutto PD	.42
Round Rock PD	.316
Taylor PD	.127
Southwestern Univ PD	.0
Cedar Park PD	.320
Leander PD	.134
Thrall PD	.4
Jarrell PD	.3

AGENCY	INCIDENTS
WILSON COUNTY	
Wilson CO SO	.38
Floresville PD	.6
Poth PD	.11
La Vernia PD	.0
Floresville ISD PD	.0
WINKLER COUNTY	
Winkler CO SO	.0
Kermit PD	.33
Wink PD	.1
WISE COUNTY	
Wise CO SO	.54
Bridgeport PD	.19
Decatur PD	.24
Runaway Bay PD	.1
WOOD COUNTY	
Wood CO SO	.66
Hawkins PD	.4
Mineola PD	.18
Quitman PD	.8
Winnsboro PD	.14
YOAKUM COUNTY	
Yoakum CO SO	.5
Denver City PD	.15
YOUNG COUNTY	
Young CO SO	.23
Graham PD	.32
Olney PD	.27
ZAPATA COUNTY	
Zapata CO SO	.49
ZAVALA COUNTY	
Zavala CO SO	.47
Crystal City PD	.20