



Biometric Services Bureau

1

Fingerprint Trainers:

Crystal Hoover **Freeah Samuelson**

Crystal.hoover@dps.texas.gov

Freeah.Samuelson@dps.texas.gov

Michael Rivas

Michael.rivas@dps.texas.gov

2

Fingerprint Processing Basics

- **Henry Classification**

EX: 10/S 21 U OOO
S 3 R III

- **SID Numbers**

EX: TX12345678

- **AFIS**

Automated Fingerprint
Identification System


- **MBIS**

Multi-Modal Biometric
Identification System



3

Pattern Types



THE BLACK RIDGES AND THE WHITE SPACES
BETWEEN THEM MUST BE CLEAR SO THE
INDIVIDUAL CHARACTERISTICS ARE READILY
VISIBLE

4

Footprints



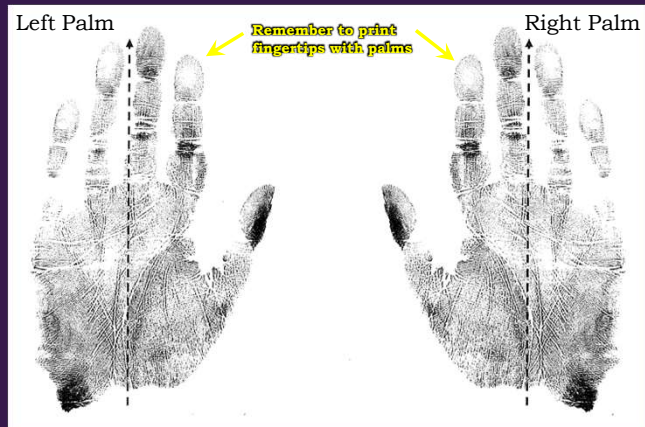
Remember to send the individual's identification with the footprints.

No images available?

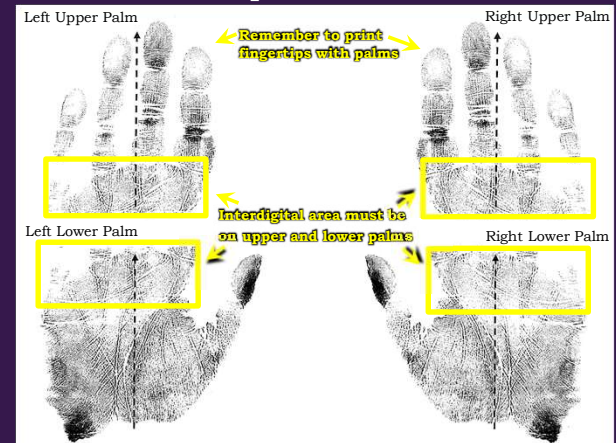
A001		Possession of marijuana		FINGERPRINTS	
No finger No Toe	No finger No Toe	No finger No Toe	No finger No Toe	No finger No Toe	No finger No Toe
No Hands, No Feet	No Hands, No Feet	No Hands, No Feet	No Hands, No Feet	No Hands, No Feet	No Hands, No Feet
1. THUMB	2. R. INDEX	3. R. MIDDLE	4. R. RING	5. R. LITTLE	
No finger No Toe	No finger No Toe	No finger No Toe	No finger No Toe	No finger No Toe	No finger No Toe
No Hands, No Feet	No Hands, No Feet	No Hands, No Feet	No Hands, No Feet	No Hands, No Feet	No Hands, No Feet
1. THUMB	2. L. INDEX	3. L. MIDDLE	4. L. RING	5. L. LITTLE	
No Hands, No Feet	No Hands, No Feet	No Hands, No Feet	No Hands, No Feet	No Hands, No Feet	No Hands, No Feet
No fingers No Toes	No fingers No Toes	No fingers No Toes	No fingers No Toes	No fingers No Toes	No fingers No Toes

Remember to send the individual's identification with the Fingerprint Card.

Full Palms



Split Palms



Faxed Prints

- Set the quality setting to **“super fine”**
- If possible, no copies of a copy



Original


Faxed copy
(not on super fine)

Copy of a copy

9

The Good, The Bad, The Ugly, and the Please Don't...

- Database Integrity
- Latent Hits
- 10 Print Hits



- Mis-raps
- Missed Hits
- Incomplete Info



10

Ink vs Livescan

•Popular
Medium

•FES/Cardscan

•Takes longer to
get response

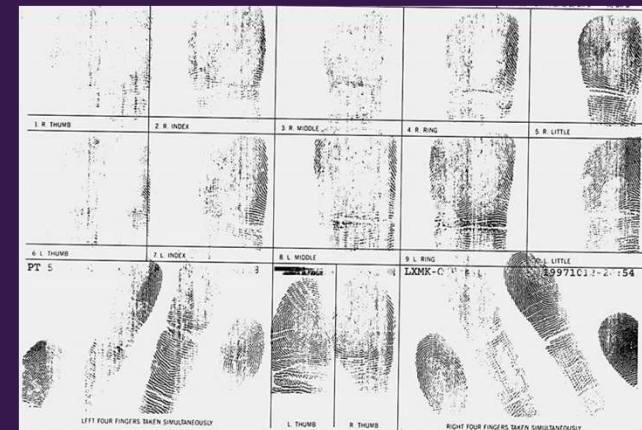


•Inkless

•Speed/Accuracy

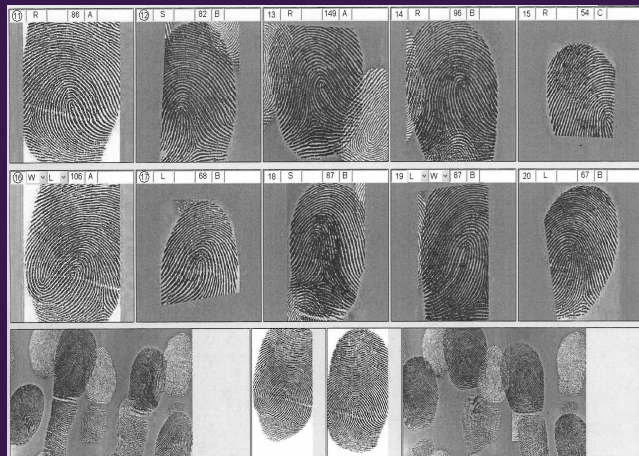
•Quicker
response time

Livescan Issues



11

12



13

Getting Started with Rolled Ink


- Black printer's ink tube



14

Getting Started with Rolled Ink

- Two surfaces
- Thin film of ink
- Examine the fingers
- Cleaning
- Positioning



15


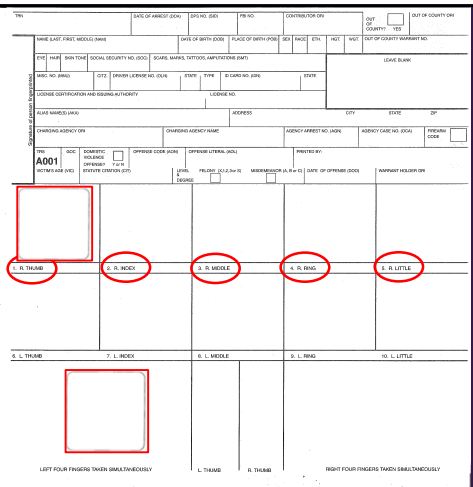
Getting Started with Ink Pad

- Black printer's ink pad or a *Perfect Print* ink pad
- Keep covered when not in use
- Examine the fingers
- Cleaning
- Positioning



16



- Sequence
- Switched Print/Switched Record
- Re-Tab

17

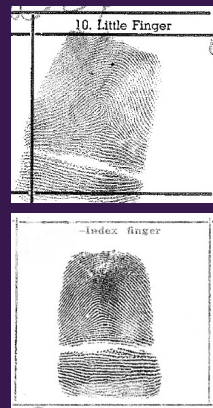
Now we're ready to roll

- Ink from tip to just below the baseline
- One finger at a time
- One print per block
- Nail to Nail
- Pressure

18

Finger Positioning

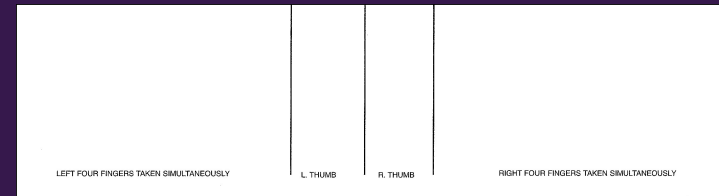


Incorrect

Correct

19

Plain Impressions/Flats



LEFT FOUR FINGERS TAKEN SIMULTANEOUSLY

L. THUMB

R. THUMB

RIGHT FOUR FINGERS TAKEN SIMULTANEOUSLY

20

Plain Impressions/Flats

- Take simultaneously
- Pressure
- 90° vs 45°
- Sequence
- 3 and 1 Method



21

Examples of Flats: 45°



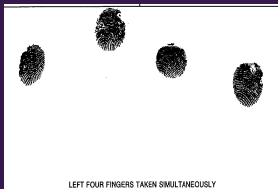
Incorrect



Correct

22

Examples of Flats: 90°



Incorrect



Correct

23

Skin Conditions

- Disease
- Occupational
- Extremely Dry Skin (Ink Absorption)



24

Solutions

- Corn Husker's Lotion





- Double Dipping for Ink Absorption Only



Permanent Injuries

- Tip Amputations
- Complete Amputations
- Sequence/Notate the card



Temporary Injuries

- Blisters/Warts
- Dry/Pitted
- Cuts and Bandages
- Casts



Scars


Unintentional



Intentional

- Cutting
- Carving
- Sanding
- Burning
- Acids
- Surgery

***Make Notations**



Prints of John Dillinger

Temporary Injuries

- Blisters/Warts
- Dry/Pitted
- Cuts and Bandages
- Casts



Birth Deformities

- Missing at Birth

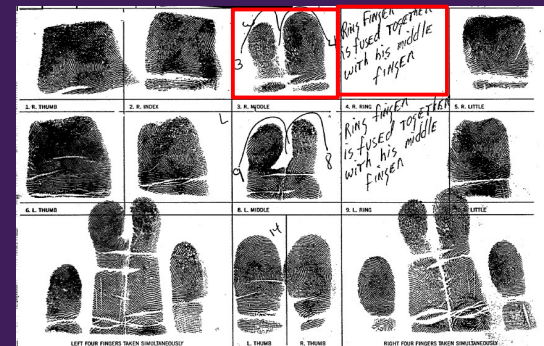
*Make Notations



Birth Deformities

- Webbed Fingers

*Make Notations



29

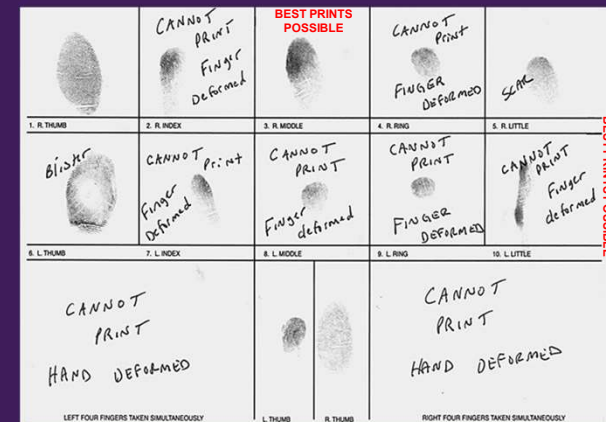
30

Other Fingerprinting Issues

- Arthritis
- Long/Curved Fingernails
- Bent fingers
- Paralysis
- Palmar Hyperhidrosis



31



32

DNA Prints

Prioritize thumbs. Rolling of the thumb will give more information, if unable to roll, a flat/slap impression will work. Print flat impressions in proper boxed section. Re-tabs are acceptable to use for correcting a bad print. Notate any reason a finger is not able to be printed. If submitting a digital copy (livescan) of the fingerprint card, ensure card is for the correct individual being submitted.

Required Fingerprints ☒ LiveScan printout included

LEFT FOUR FINGERS TAKEN SIMULTANEOUSLY	THUMB (PRIORITIZED)	THUMB (PRIORITIZED)	RIGHT FOUR FINGERS TAKEN SIMULTANEOUSLY
<p>Notations: AMP Bandage MAB</p>			

DNA Prints

- Back of card:
Additional prints may be placed on the back of the datacard with proper finger notation, as well as any additional information that may be needed.
- If prints are unable to be collected, provide a form of ID with kit. Ex: Driver's license, Identification card, passport, etc.

33

34


How will prints this light affect your submission results?



35



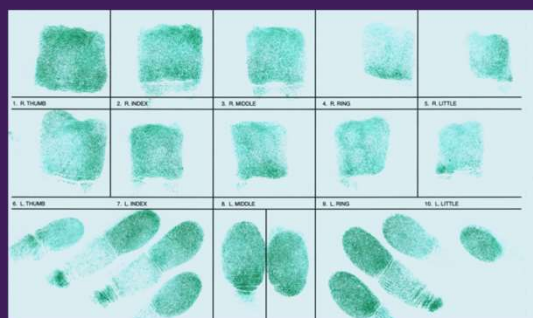
36



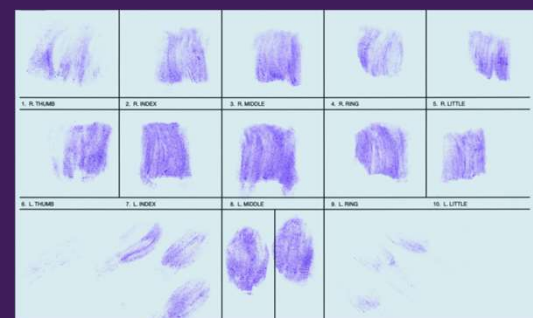
37



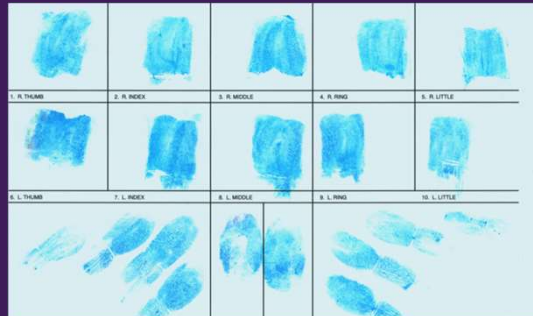
38



39



40



41



42

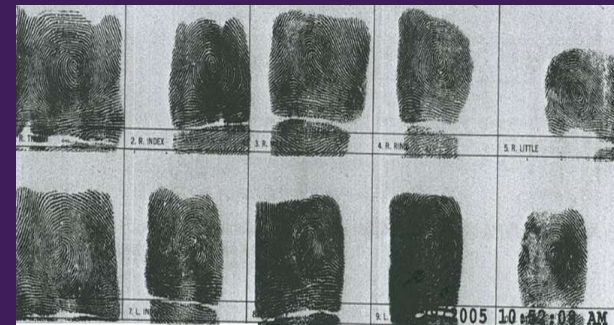
The Experiment...

What happens when the fingerprints submitted are of poor quality?



43


We darkened them a little...



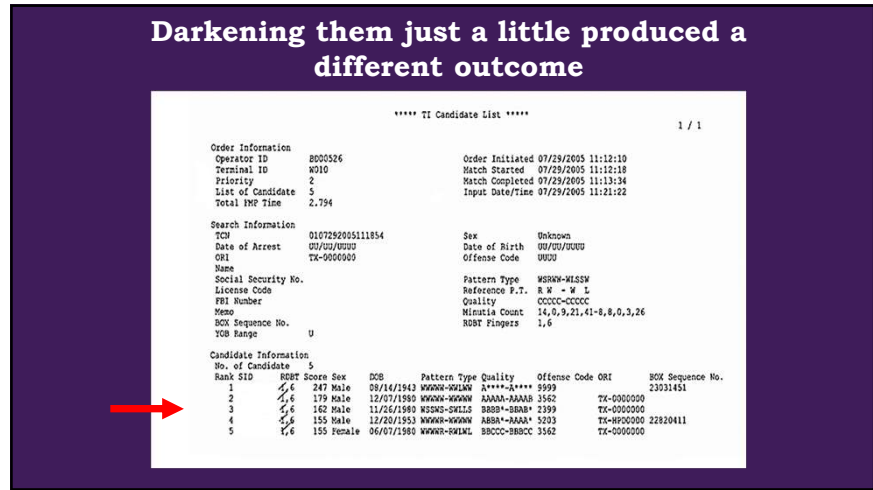
44



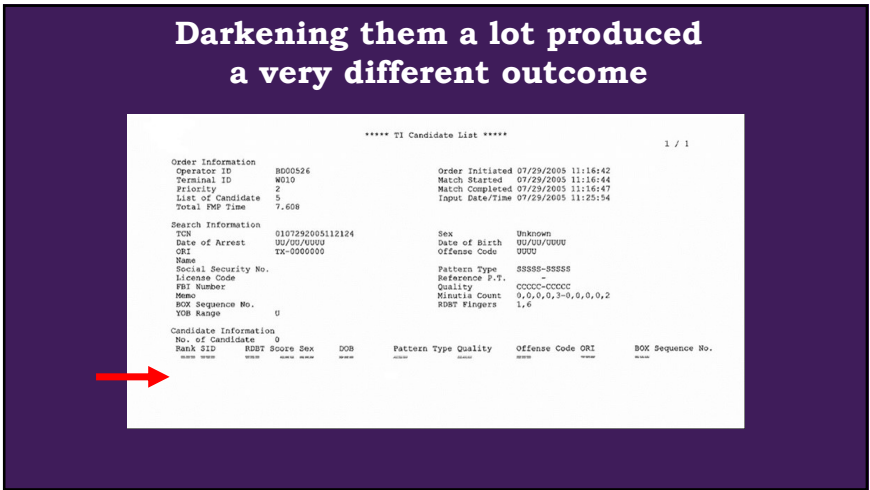
45



46




47



48

Quiz Time



49

What is missing with all three of these prints?



50

Roll nail to nail for complete pattern areas



51

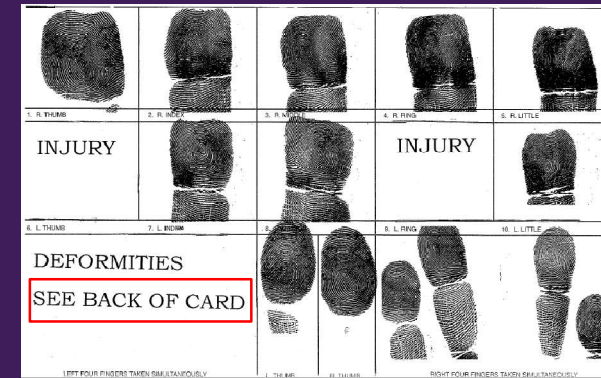
What's wrong with this picture?



52



How about this one?



53

54

...and this one?



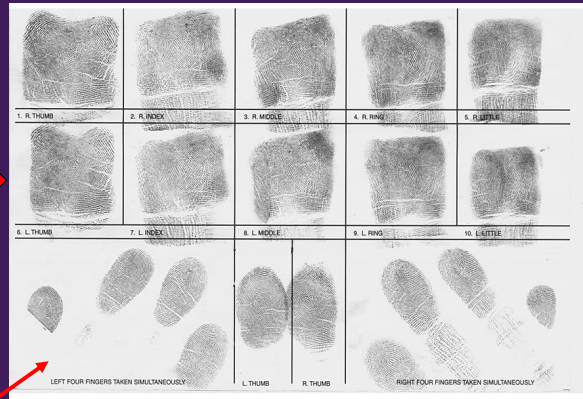
55

This one should be pretty easy to spot!



56

2 rights = a wrong ☹️



57

How many different things can be wrong with one card?!

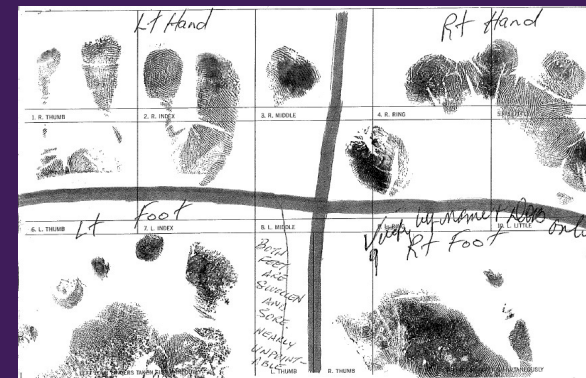


58

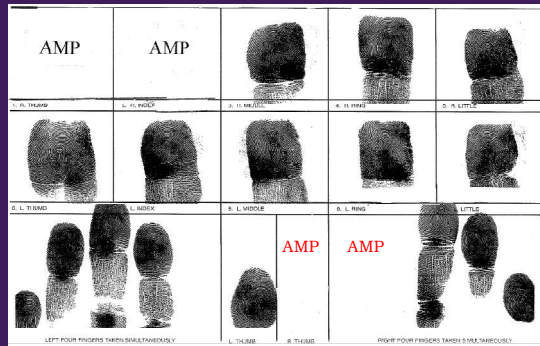
But the winner is...



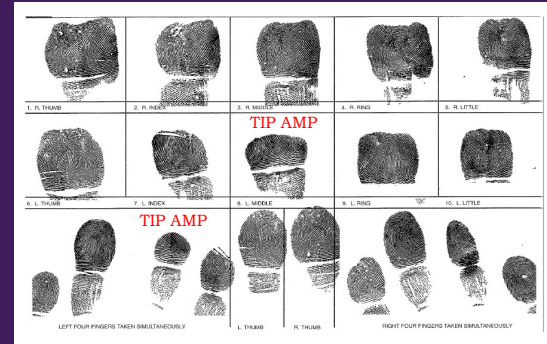
59



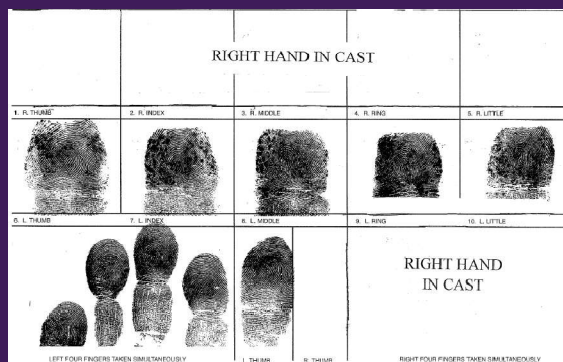
60



61



62



63



64

If unsure what to do...

You may always call the
Biometric Services Bureau for
any additional help (24/7)

Email: fp.request@dps.texas.gov

Phone: (512) 424-5248

Fax: (512) 424-5910



65

CODIS (DNA Kits/DNA Prints) Contact Information:

CODIS
512-424-2790
Codislab@dps.texas.gov

Shekinah Cooper
CODIS Interagency Liaison Supervisor
Texas Department of Public Safety
Crime Laboratory Service - CODIS Lab
Ph: (512) 424-5870
Fax: (512) 424-2386
Shekinah.Cooper@dps.texas.gov

Mario Mora
CODIS Interagency Liaison Supervisor
Texas Department of Public Safety
Crime Laboratory Service - CODIS Lab
Ph: (512) 424-2387
Fax: (512) 424-2386
Mario.Mora@dps.texas.gov

66

Sex Offender Registration(SOR) Contact Information:

SOR Unit

Main Line: 512-424-2800

TxSOR@dps.texas.gov

- Requesting CR-36 Fingerprint Cards(75 limit)
- Mailed cards in regular envelopes - **ATTN: SOR UNIT**

67

Supplies

Corn
Husker's
Lotion

Fingerprinting
Spoon

Ink Rollers

Re-Tabs

Alcohol
Cleaning Wipes

Ink



All of the supplies that are featured today are just the products that we use. Your agency should feel free to browse the web for supplies that meet your needs.

68

TO ORDER FINGERPRINT CARDS FROM DPS:

**Texas Department of Public Safety
Crime Records Division
PO BOX 4143
Austin, TX 78765
MSC0232**

OR

Email: CRSSUPPLYORDER@dps.texas.gov

**CALL BETWEEN 8AM - 5PM
(512) 424-2367**

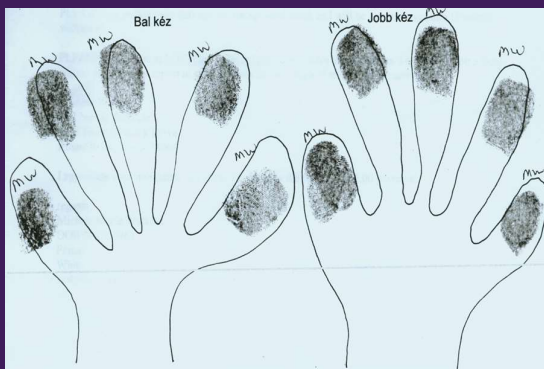
69

If you are interested in purchasing any Livescan equipment or have any questions, please send all emails to

Livescan@dps.texas.gov



70

Questions?

Prints submitted on official police form from Hungary

71