

2014 TRAFFIC STOP DATA REPORT



TEXAS DEPARTMENT OF PUBLIC SAFETY



TEXAS DEPARTMENT OF PUBLIC SAFETY

A. CYNTHIA LEON, COMMISSION CHAIR

MANNY FLORES, COMMISSIONER ▲ FAITH JOHNSON, COMMISSIONER
▲ STEVEN P. MACH, COMMISSIONER ▲ RANDY WATSON, COMMISSIONER

STEVEN C. MCCRAW, DIRECTOR ▲ DAVID G. BAKER AND ROBERT J. BODISH, SR., DEPUTY DIRECTORS



In October, 2000, the Texas Department of Public Safety (DPS) released the first *Traffic Stop Data Report* relating to law enforcement traffic stops. The report was designed to provide a historical background of racial profiling issues and examined the traffic enforcement activities of the Texas DPS.

In an on-going effort to ensure transparency and keep the state's leadership, DPS commissioned officers, and other interested citizens of the State of Texas informed on department activities, the *Traffic Stop Data Report* is issued annually for traffic stop activities from January through December.

During the 77th Regular Session of the Texas Legislature, Senate Bill 1074 regarding "Racial Profiling" was enacted. Senate Bill 1074 requires Texas law enforcement agencies to collect certain traffic stop data and to annually report the data to the governing body of the agency.

This report reflects traffic stop activities of the Texas DPS for calendar year 2014.

The ethnic analysis of the Texas population in this report is based on the United States Census Bureau's official *2013 Population Estimate*.

The Texas Department of Public Safety is committed to the prevention of racial profiling. Racial profiling is illegal, inconsistent with the principles of American policing, and an indefensible public protection strategy.



2014 Traffic Stop Data Report

Based upon available data from January 1 through December 31, 2014, DPS Troopers made traffic stops, issued citations, warnings, and/or conducted searches of vehicles as follows:

TRAFFIC STOPS			
Race	# of Traffic Stops	% Race of Traffic Stops	% Race/Ethnicity Population of Texas
Asian*	34,114	1.52%	3.84%
Black	214,255	9.54%	11.48%
Hispanic	547,294	24.38%	37.62%
Indian**	3,996	0.18%	0.32%
Other	124,873	5.56%	1.41%
White	1,320,575	58.82%	45.33%
TOTAL	2,245,107	100.00%	100.00%

PROBABLE CAUSE VEHICLE SEARCHES			
Race	# of Searches	% Race of Searches	% Race/Ethnicity Population of Texas
Asian*	105	0.86%	3.84%
Black	2,760	22.53%	11.48%
Hispanic	2,126	17.36%	37.62%
Indian**	22	0.18%	0.32%
Other	711	5.80%	1.41%
White	6,526	53.27%	45.33%
TOTAL	12,250	100.00%	100.00%

CITATIONS			
Race	# of Traffic Stops	% Race of Traffic Stops	% Race/Ethnicity Population of Texas
Asian*	13,733	1.80%	3.84%
Black	86,368	11.31%	11.48%
Hispanic	185,020	24.23%	37.62%
Indian**	1,463	0.19%	0.32%
Other	44,646	5.85%	1.41%
White	432,509	56.63%	45.33%
TOTAL	763,739	100.00%	100.00%

ALL OTHER VEHICLE SEARCHES***			
Race	# of Traffic Searches	% Race of Searches	% Race/Ethnicity Population of Texas
Asian*	64	0.81%	3.84%
Black	1,034	13.11%	11.48%
Hispanic	1,564	19.82%	37.62%
Indian**	18	0.23%	0.32%
Other	290	3.68%	1.41%
White	4,920	62.36%	45.33%
TOTAL	7,890	100.00%	100.00%

WRITTEN WARNINGS			
Race	# of Traffic Stops	% Race of Traffic Stops	% Race/Ethnicity Population of Texas
Asian*	20,381	1.38%	3.84%
Black	127,887	8.63%	11.48%
Hispanic	362,274	24.46%	37.62%
Indian**	2,533	0.17%	0.32%
Other	80,227	5.42%	1.41%
White	888,066	59.95%	45.33%
TOTAL	1,481,368	100.00%	100.00%

CRIMINAL INTERDICTION			
Race	# of Criminal Violations	% Race of Criminal Violations	% Race/Ethnicity Population of Texas
Asian*	101	0.72%	3.84%
Black	2,701	19.23%	11.48%
Hispanic	2,309	16.44%	37.62%
Indian**	28	0.20%	0.32%
Other	796	5.67%	1.41%
White	8,111	57.75%	45.33%
TOTAL	14,046	100.00%	100.00%

CONSENT VEHICLE SEARCHES			
Race	# of Searches	% Race of Searches	% Race/Ethnicity Population of Texas
Asian*	98	0.75%	3.84%
Black	1,581	12.16%	11.48%
Hispanic	3,844	29.56%	37.62%
Indian**	17	0.13%	0.32%
Other	1,059	8.14%	1.41%
White	6,403	49.25%	45.33%
TOTAL	13,002	100.00%	100.00%

TRAFFIC STOPS - PRIOR KNOWLEDGE	
Race/Ethnicity Prior Knowledge	
Yes	83,411
No	2,161,696

* Asian/Pacific Islander

** Indian (American Indian or Alaskan Native)

*** All other vehicle searches include: Incident to Arrest, Inventory, and Search Warrant

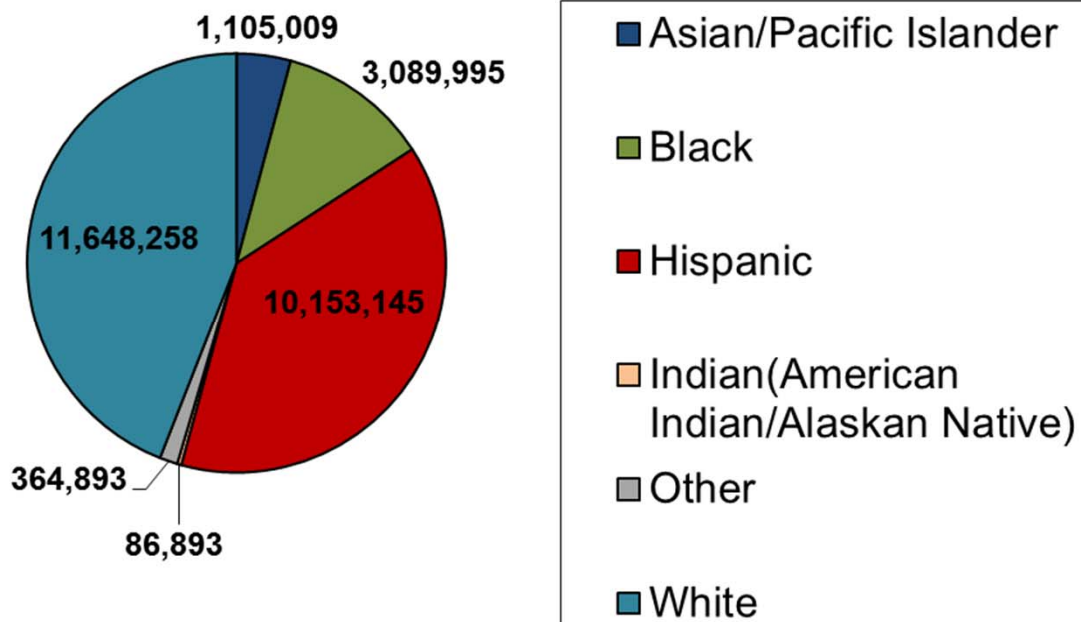


Population By Race/Ethnicity In Texas

The following chart demonstrates the race/ethnicity population estimates for Texas as determined by the official 2013 Population Estimate published by the United States Census Bureau.

Texas - 2013 Population Estimate

Origin by Race	Total Persons	Percentage
Asian/Pacific Islander	1,105,009	3.84%
Black	3,089,995	11.48%
Hispanic	10,153,145	37.62%
Indian(American Indian/Alaskan Native)	86,893	0.32%
Other	364,893	1.41%
White	11,648,258	45.33%
Total	26,448,193	100.00%

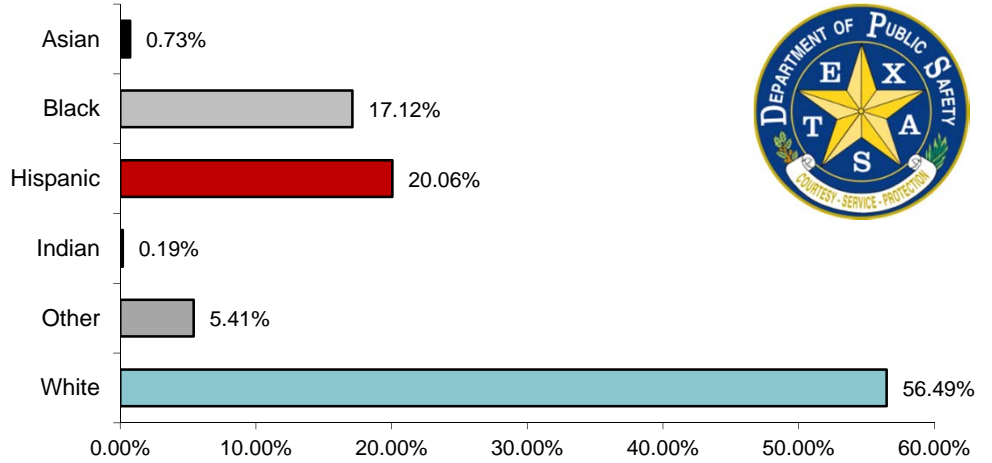


**2014 VEHICLE SEARCHES
(CITATIONS)**

(January 1, 2014 - December 31, 2014)

Race	Citations	Percentage
Asian	188	0.73%
Black	4,396	17.12%
Hispanic	5,152	20.06%
Indian	49	0.19%
Other	1,390	5.41%
White	14,507	56.49%
Total	25,682	100%

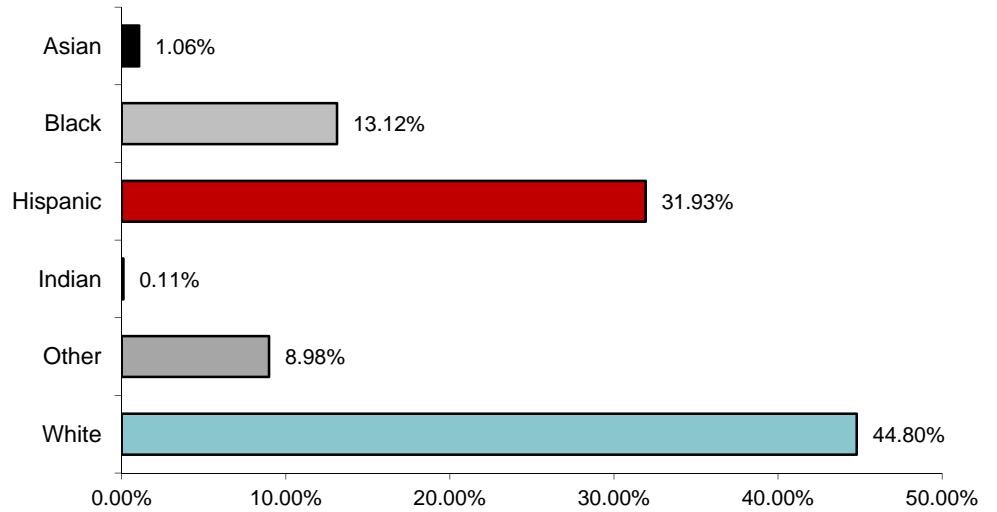
2014 Traffic Stop Data Report



**2014 VEHICLE SEARCHES
(WARNINGS)**

(January 1, 2014 - December 31, 2014)

Race	Warnings	Percentage
Asian	79	1.06%
Black	979	13.12%
Hispanic	2,382	31.93%
Indian	8	0.11%
Other	670	8.98%
White	3,342	44.80%

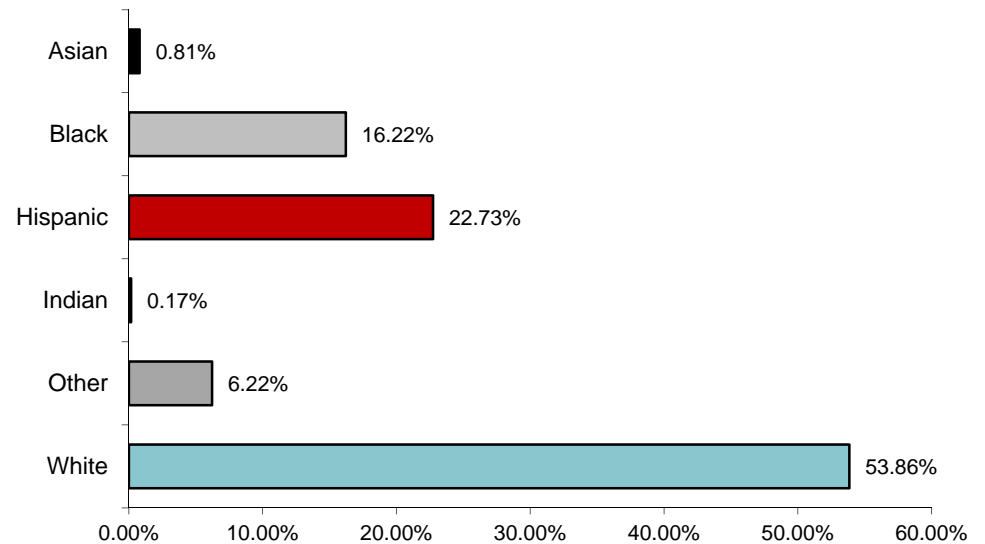


Total 7,460 100%

**2014 VEHICLE SEARCHES
(CITATIONS & WARNINGS)**

(January 1, 2014 - December 31, 2014)

Race	Warnings & Citations	Percentage
Asian	267	0.81%
Black	5,375	16.22%
Hispanic	7,534	22.73%
Indian	57	0.17%
Other	2,060	6.22%
White	17,849	53.86%
Total	33,142	100%





Non-Traffic Criminal Arrests Resulting From Vehicle Searches

January 1, 2014 - December 31, 2014

RACE	DRUG CHARGES FROM SEARCHES	OTHER CRIMINAL CHARGES FROM SEARCHES	TOTAL CRIMINAL CHARGES
Asian	86	15	101
Black	2,006	695	2,701
Hispanic	1,770	539	2,309
Indian	23	5	28
Other	653	143	796
White	6,373	1,738	8,111
Total	10,911	3,135	14,046

A non-traffic criminal offense is a criminal offense that is not classified as a traffic offense. These criminal offenses include violations that may range from minor in possession of an alcoholic beverage to murder.

Vehicle Searches By Driver License State

January 1, 2014 - December 31, 2014

RACE	TEXAS	OUT OF STATE	OTHER	UNKNOWN	TOTAL
Asian	226	38	3	0	267
Black	4,354	1,004	9	10	5,377
Hispanic	6,312	540	521	161	7,534
Indian	42	15	0	0	57
Other	890	1,102	55	16	2,063
White	15,576	2,025	145	104	17,850
Total	27,400	4,724	733	291	33,148