

2013 TRAFFIC STOP DATA REPORT



TEXAS DEPARTMENT OF PUBLIC SAFETY



TEXAS DEPARTMENT OF PUBLIC SAFETY

A. CYNTHIA LEON, COMMISSION CHAIR

CARIN MARCY BARTH, COMMISSIONER ▲ MANNY FLORES, COMMISSIONER
▲ STEVEN P. MACH, COMMISSIONER ▲ RANDY WATSON, COMMISSIONER

STEVEN C. MCCRAW., DIRECTOR ▲ DAVID G. BAKER, ROBERT J. BODISH, SR., CHERYL MACBRIDE, DEPUTY DIRECTORS



In October, 2000, the Texas Department of Public Safety (DPS) released the first Traffic Stop Data Report relating to Traffic Law Enforcement traffic stops. The report was designed to provide a historical background pertaining to the issues of racial profiling and examined the activities of the Texas Department of Public Safety as related to traffic stops.

In an on-going effort to keep the state's leadership, DPS commissioned officers, and other interested citizens of the state of Texas informed on department activities, a Traffic Stop Data Report is issued annually for activities January through December.

During the 77th Regular session of the Texas Legislature, Senate Bill 1074 regarding "Racial Profiling" was enacted. Senate Bill 1074 requires Texas Law Enforcement Agencies to collect certain traffic stop data and to annually report the data to the governing body of the agency.

This report reflects traffic stop activities of the Texas Department of Public Safety for the calendar year 2013.

The ethnic breakdown of the Texas population in this report is based on the 2010 United States Census Data, rather than the population estimates from the Texas State Data Center reflected in the initial report of October 2000.

The Texas Department of Public Safety remains committed to the prevention of racial profiling. Racial profiling is illegal, inconsistent with the principles of American policing, and an indefensible public protection strategy.

2013 Traffic Stop Data Report

Based upon available data (January 1, 2013 - December 31, 2013) DPS Troopers made traffic stops, issued citations, warnings, and/or conducted searches of vehicles as follows:

TRAFFIC STOPS			
Race	# of Traffic Stops	% Race of Traffic Stops	% Race/Ethnicity Population of Texas
Asian*	39,867	1.56%	3.84%
Black	251,114	9.84%	11.48%
Hispanic	516,963	20.26%	37.62%
Indian**	4,312	0.17%	0.32%
Other	131,102	5.14%	1.41%
White	1,608,083	63.03%	45.33%
TOTAL	2,551,441		

TRAFFIC STOPS		
Race/Ethnicity	Yes	No
Prior Knowledge	81,281	2,470,160

CITATIONS			
Race	# of Traffic Stops	% Race of Traffic Stops	% Race/Ethnicity Population of Texas
Asian*	15,654	1.80%	3.84%
Black	98,114	11.25%	11.48%
Hispanic	182,271	20.91%	37.62%
Indian**	1,554	0.18%	0.32%
Other	47,860	5.49%	1.41%
White	526,361	60.38%	45.33%
TOTAL	871,814		

WRITTEN WARNINGS			
Race	# of Traffic Stops	% Race of Traffic Stops	% Race/Ethnicity Population of Texas
Asian*	24,213	1.44%	3.84%
Black	153,000	9.11%	11.48%
Hispanic	334,692	19.93%	37.62%
Indian**	2,758	0.16%	0.32%
Other	83,242	4.96%	1.41%
White	1,081,722	64.40%	45.33%
TOTAL	1,679,627		

CONSENT VEHICLE SEARCHES			
Race	# of Searches	% Race of Consent Searches	% Race/Ethnicity Population of Texas
Asian*	174	1.02%	3.84%
Black	2,372	13.94%	11.48%
Hispanic	3,863	22.71%	37.62%
Indian**	7	0.04%	0.32%
Other	300	1.76%	1.41%
White	10,295	60.52%	45.33%
TOTAL	17,011		

PROBABLE CAUSE VEHICLE SEARCHES			
Race	# of Searches	% Race of Consent Searches	% Race/Ethnicity Population of Texas
Asian*	137	1.01%	3.84%
Black	3,197	23.63%	11.48%
Hispanic	1,877	13.87%	37.62%
Indian**	3	0.02%	0.32%
Other	199	1.47%	1.41%
White	8,117	59.99%	45.33%
TOTAL	13,530		

ALL OTHER VEHICLE SEARCHES***			
Race	# of Traffic Searches	% Race of Searches	% Race/Ethnicity Population of Texas
Asian*	94	0.92%	3.84%
Black	1,319	12.89%	11.48%
Hispanic	1,733	16.93%	37.62%
Indian**	11	0.11%	0.32%
Other	114	1.11%	1.41%
White	6,963	68.04%	45.33%
TOTAL	10,234		

CRIMINAL INTERDICTION			
Race	# of Criminal Violations	% Race of Criminal Violations	% Race/Ethnicity Population of Texas
Asian*	179	1.08%	3.84%
Black	3,506	21.16%	11.48%
Hispanic	2,082	12.57%	37.62%
Indian**	34	0.21%	0.32%
Other	954	5.76%	1.41%
White	9,812	59.23%	45.33%
TOTAL	16,567		

*Asian/Pacific Islander

** Indian(American Indian or Alaskan Native)

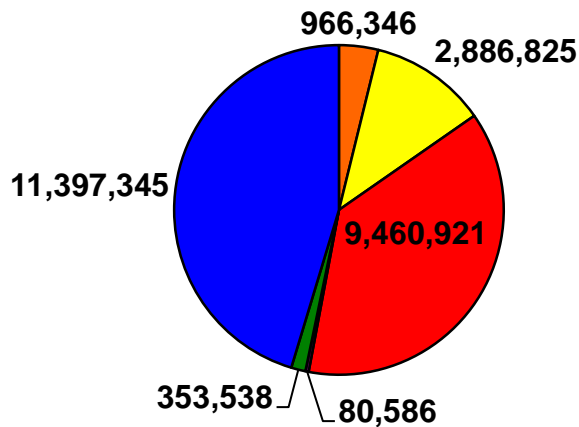
***All other vehicle searches include: Incident to Arrest, and Inventory

POPULATION BY RACE/ETHNICITY IN TEXAS

The following chart demonstrates the race/ethnicity population estimates for Texas as determined by the 2010 United States Census.

TEXAS POPULATION ESTIMATE

Origin by Race	Total Persons	Percentage
Asian/Pacific Islander	966,346	3.84%
Black	2,886,825	11.48%
Hispanic	9,460,921	37.62%
Indian(American Indian/Alaskan Native)	80,586	0.32%
Other	353,538	1.41%
White	11,397,345	45.33%
Total	25,145,561	100.00%

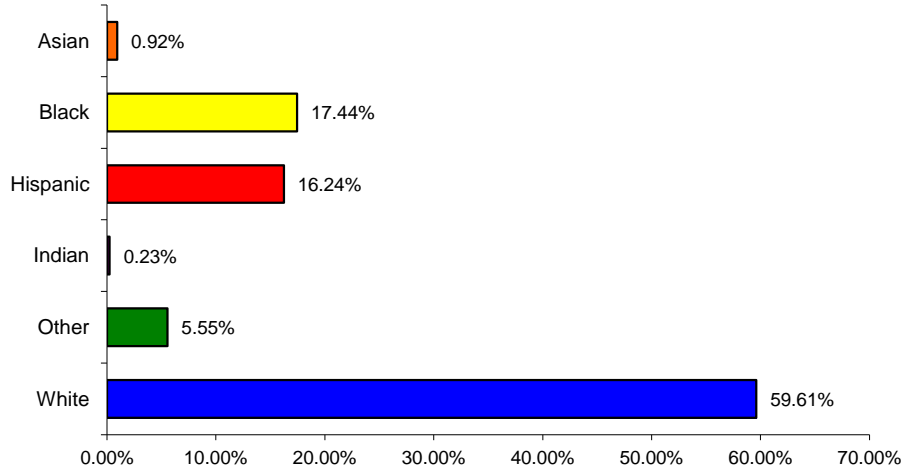


**Traffic Stop Data Report
Annual 2013**

**2013 VEHICLE SEARCHES
(CITATIONS)**

(January 1, 2013 - December 31, 2013)

Race	Citations	Percentage
Asian	293	0.92%
Black	5,535	17.44%
Hispanic	5,155	16.24%
Indian	74	0.23%
Other	1,762	5.55%
White	18,918	59.61%
Total	31,737	

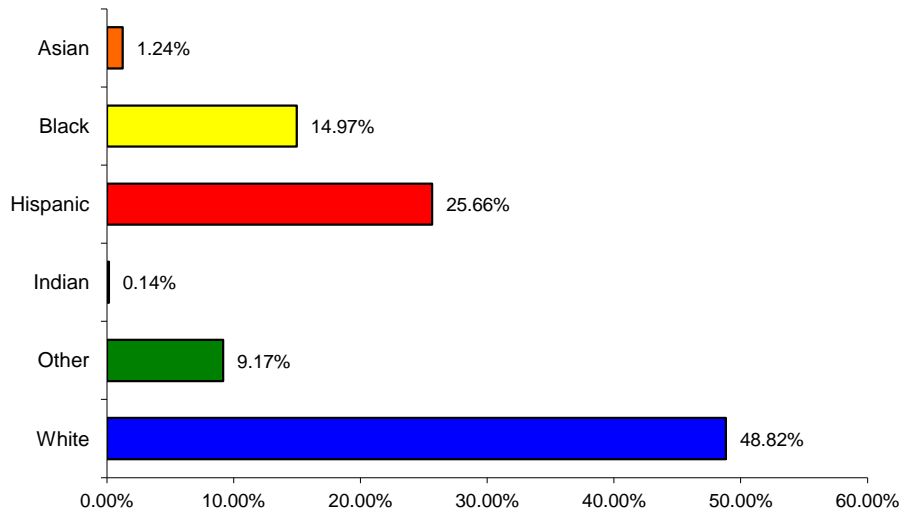


From January 1, 2013 - December 31, 2013 a total of 31,737 searches were conducted as vehicles were stopped for citations.

**2013 VEHICLE SEARCHES
(WARNINGS)**

(January 1, 2013 - December 31, 2013)

Race	Warnings	Percentage
Asian	112	1.24%
Black	1,353	14.97%
Hispanic	2,319	25.66%
Indian	13	0.14%
Other	829	9.17%
White	4,412	48.82%
Total	9,038	



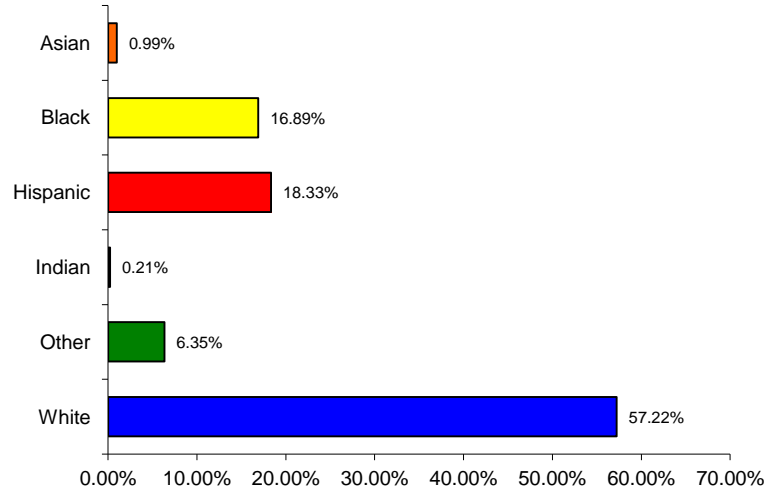
From January 1, 2013 - December 31, 2013 a total of 9,038 searches were conducted as vehicles were stopped for warnings.

**Traffic Stop Data Report
Annual 2013**

**2013 VEHICLE SEARCHES
(CITATIONS & WARNINGS)**

(January 1, 2013 - December 31, 2013)

Race	Warnings & Citations	Percentage
Asian	405	0.99%
Black	6,888	16.89%
Hispanic	7,474	18.33%
Indian	87	0.21%
Other	2,591	6.35%
White	23,330	57.22%
Total	40,775	



From January 1, 2013 - December 31, 2013, a total of 40,775 vehicles were searched during traffic stops.

NON-TRAFFIC CRIMINAL ARRESTS RESULTING FROM VEHICLE SEARCHES

(JANUARY 1, 2013 - DECEMBER 31, 2013)

RACE	DRUG CHARGES FROM SEARCHES	OTHER CRIMINAL CHARGES FROM SEARCHES	TOTAL CRIMINAL CHARGES
Asian	142	37	179
Black	2,266	1,240	3,506
Hispanic	1,487	595	2,082
Indian	24	10	34
Other	729	225	954
White	7,411	2,401	9,812
TOTAL	12,059	4,508	16,567

A non-traffic criminal offense is a criminal offense that is not classified as a traffic offense. These criminal offenses include violations that may range from minor in possession of an alcoholic beverage to murder.

VEHICLE SEARCHES BY DRIVER LICENSE STATE

(JANUARY 1, 2013 - DECEMBER 31, 2013)

RACE	TEXAS	OUT OF STATE	OTHER	UNKNOWN	TOTAL
Asian	305	91	6	3	405
Black	5,456	1,400	3	29	6,888
Hispanic	6,002	761	520	191	7,474
Indian	72	13	2	0	87
Other	1,217	1,312	43	19	2,591
White	20,265	2,746	229	90	23,330
Total	33,317	6,323	803	332	40,775