

2012 TRAFFIC STOP DATA REPORT



TEXAS DEPARTMENT OF PUBLIC SAFETY



TEXAS DEPARTMENT OF PUBLIC SAFETY

A. CYNTHIA LEON, COMMISSION CHAIR

ADA BROWN, COMMISSIONER ▲ ALLAN B. POLUNSKY, COMMISSIONER
▲ CARIN MARCY BARTH, COMMISSIONER ▲ RANDY WATSON, COMMISSIONER

STEVEN C. MCCRAW., DIRECTOR ▲ DAVID G. BAKER, CHERYL MACBRIDE., DEPUTY DIRECTORS



In October, 2000, the Texas Department of Public Safety (DPS) released the first Traffic Stop Data Report relating to Traffic Law Enforcement traffic stops. The report was designed to provide a historical background pertaining to the issues of racial profiling and examined the activities of the Texas Department of Public Safety as related to traffic stops.

In an on-going effort to keep the state's leadership, DPS commissioned officers, and other interested citizens of the state of Texas informed on department activities, a Traffic Stop Data Report is issued annually for activities January through December.

During the 77th Regular session of the Texas Legislature, Senate Bill 1074 regarding "Racial Profiling" was enacted. Senate Bill 1074 requires Texas Law Enforcement Agencies to collect certain traffic stop data and to annually report the data to the governing body of the agency.

This report reflects traffic stop activities of the Texas Department of Public Safety for the calendar year 2012.

The ethnic breakdown of the Texas population in this report is based on the 2010 United States Census Data, rather than the population estimates from the Texas State Data Center reflected in the initial report of October 2000.

The Texas Department of Public Safety remains committed to the prevention of racial profiling. Racial profiling is illegal, inconsistent with the principles of American policing, and an indefensible public protection strategy.

2012 Traffic Stop Data Report

Based upon available data (January 1, 2012 - December 31, 2012) DPS Troopers made traffic stops, issued citations, warnings, and/or conducted searches of vehicles as follows:

TRAFFIC STOPS			
Race	# of Traffic Stops	% Race of Traffic Stops	% Race/Ethnicity Population of Texas
Asian*	45,309	1.59%	3.84%
Black	289,703	10.17%	11.48%
Hispanic	483,866	16.98%	37.62%
Indian**	4,346	0.15%	0.32%
Other	155,301	5.45%	1.41%
White	1,870,835	65.66%	45.33%
TOTAL	2,849,360		

TRAFFIC STOPS		
Race/Ethnicity	Yes	No
Prior Knowledge	81,069	2,768,291

CITATIONS			
Race	# of Traffic Stops	% Race of Traffic Stops	% Race/Ethnicity Population of Texas
Asian*	17,315	1.78%	3.84%
Black	108,573	11.19%	11.48%
Hispanic	172,892	17.81%	37.62%
Indian**	1,579	0.16%	0.32%
Other	57,066	5.88%	1.41%
White	613,136	63.17%	45.33%
TOTAL	970,561		

WRITTEN WARNINGS			
Race	# of Traffic Stops	% Race of Traffic Stops	% Race/Ethnicity Population of Texas
Asian*	27,994	1.49%	3.84%
Black	181,130	9.64%	11.48%
Hispanic	310,974	16.55%	37.62%
Indian**	2,767	0.15%	0.32%
Other	98,235	5.23%	1.41%
White	1,257,699	66.94%	45.33%
TOTAL	1,878,799		

CONSENT VEHICLE SEARCHES			
Race	# of Searches	% Race of Consent Searches	% Race/Ethnicity Population of Texas
Asian*	185	0.76%	3.84%
Black	4,018	16.48%	11.48%
Hispanic	4,604	18.89%	37.62%
Indian**	56	0.23%	0.32%
Other	2,068	8.48%	1.41%
White	13,445	55.16%	45.33%
TOTAL	24,376		

PROBABLE CAUSE VEHICLE SEARCHES			
Race	# of Searches	% Race of Consent Searches	% Race/Ethnicity Population of Texas
Asian*	145	0.94%	3.84%
Black	3,750	24.25%	11.48%
Hispanic	1,747	11.30%	37.62%
Indian**	30	0.19%	0.32%
Other	892	5.77%	1.41%
White	8,899	57.55%	45.33%
TOTAL	15,463		

ALL OTHER VEHICLE SEARCHES***			
Race	# of Traffic Searches	% Race of Searches	% Race/Ethnicity Population of Texas
Asian*	87	0.71%	3.84%
Black	1,460	11.92%	11.48%
Hispanic	1,945	15.87%	37.62%
Indian**	15	0.12%	0.32%
Other	548	4.47%	1.41%
White	8,198	66.91%	45.33%
TOTAL	12,253		

CRIMINAL INTERDICTION			
Race	# of Criminal Violations	% Race of Criminal Violations	% Race/Ethnicity Population of Texas
Asian*	165	0.89%	3.84%
Black	4,046	21.84%	11.48%
Hispanic	1,952	10.53%	37.62%
Indian**	28	0.15%	0.32%
Other	1,085	5.86%	1.41%
White	11,253	60.73%	45.33%
TOTAL	18,529		

*Asian/Pacific Islander

** Indian(American Indian or Alaskan Native)

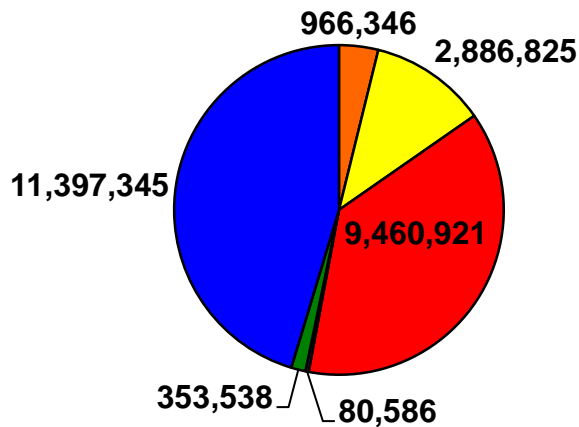
***All other vehicle searches include: Incident to Arrest, and Inventory

POPULATION BY RACE/ETHNICITY IN TEXAS

The following chart demonstrates the race/ethnicity population estimates for Texas as determined by the 2010 United States Census.

TEXAS POPULATION ESTIMATE

Origin by Race	Total Persons	Percentage
Asian/Pacific Islander	966,346	3.84%
Black	2,886,825	11.48%
Hispanic	9,460,921	37.62%
Indian(American Indian/Alaskan Native)	80,586	0.32%
Other	353,538	1.41%
White	11,397,345	45.33%
Total	25,145,561	100.00%

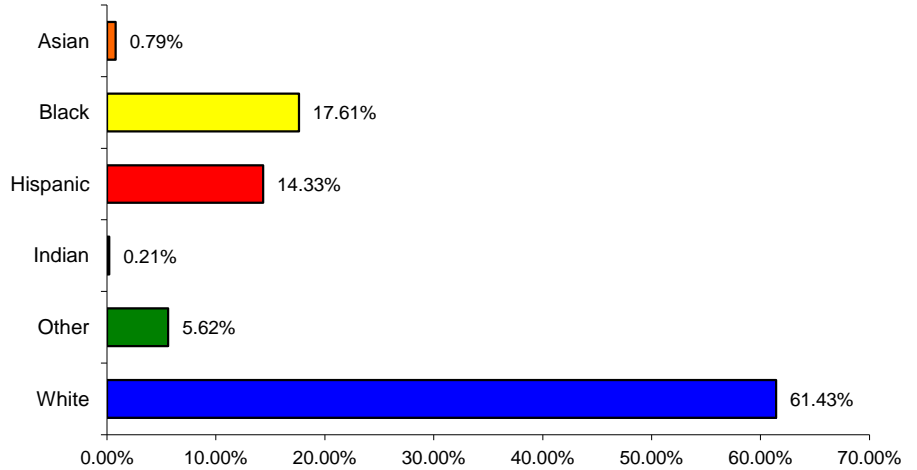


Traffic Stop Data Report Annual 2012

2012 VEHICLE SEARCHES (CITATIONS)

(January 1, 2012 - December 31, 2012)

Race	Citations	Percentage
Asian	305	0.79%
Black	6,775	17.61%
Hispanic	5,514	14.33%
Indian	80	0.21%
Other	2,162	5.62%
White	23,630	61.43%
Total	38,466	

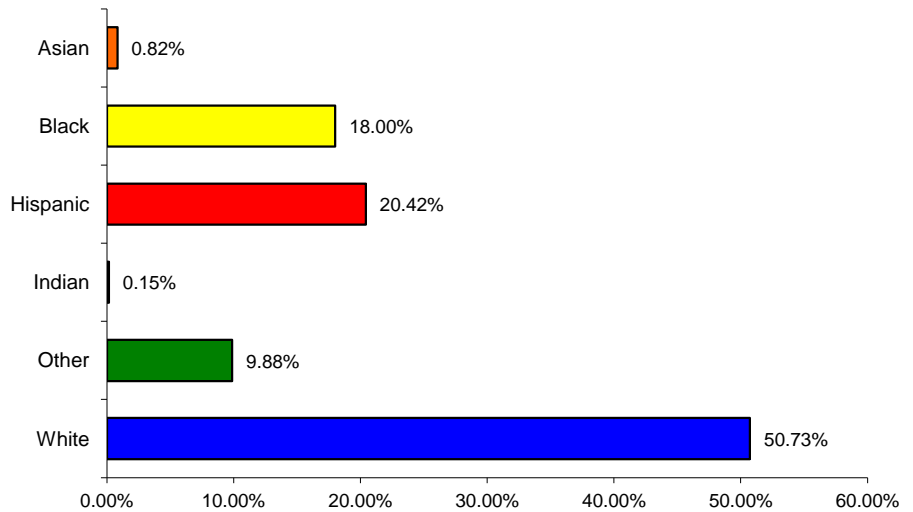


From January 1, 2012 - December 31, 2012 a total of 38,466 searches were conducted as vehicles were stopped for citations.

2012 VEHICLE SEARCHES (WARNINGS)

(January 1, 2012 - December 31, 2012)

Race	Warnings	Percentage
Asian	112	0.82%
Black	2,453	18.00%
Hispanic	2,782	20.42%
Indian	21	0.15%
Other	1,346	9.88%
White	6,912	50.73%
Total	13,626	



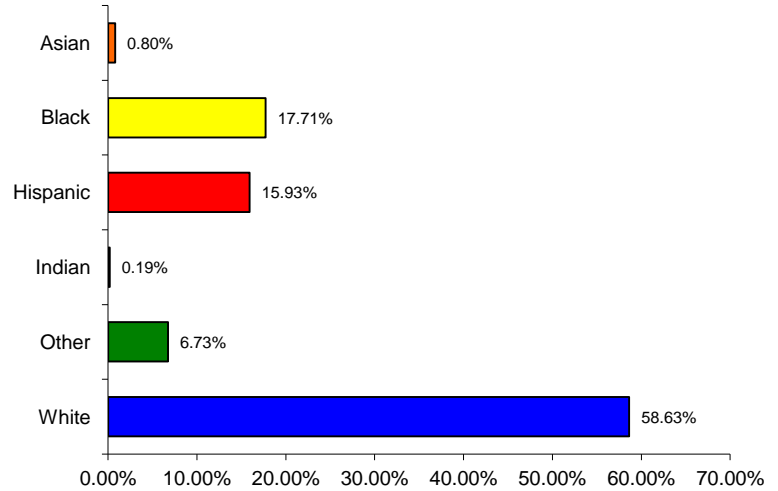
From January 1, 2012 - December 31, 2012 a total of 13,626 searches were conducted as vehicles were stopped for warnings.

Traffic Stop Data Report Annual 2012

2012 VEHICLE SEARCHES (CITATIONS & WARNINGS)

(January 1, 2012 - December 31, 2012)

Race	Warnings & Citations	Percentage
Asian	417	0.80%
Black	9,228	17.71%
Hispanic	8,296	15.93%
Indian	101	0.19%
Other	3,508	6.73%
White	30,542	58.63%
Total	52,092	



From January 1, 2012 - December 31, 2012, a total of 52,092 vehicles were searched during traffic stops.

NON-TRAFFIC CRIMINAL ARRESTS RESULTING FROM VEHICLE SEARCHES

(JANUARY 1, 2012 - DECEMBER 31, 2012)

RACE	DRUG CHARGES FROM SEARCHES	OTHER CRIMINAL CHARGES FROM SEARCHES	TOTAL CRIMINAL CHARGES
Asian	132	33	165
Black	2,839	1,207	4,046
Hispanic	1,335	617	1,952
Indian	21	7	28
Other	821	264	1,085
White	8,390	2,863	11,253
TOTAL	13,538	4,991	18,529

A non-traffic criminal offense is a criminal offense that is not classified as a traffic offense. These criminal offenses include violations that may range from minor in possession of an alcoholic beverage to murder.

VEHICLE SEARCHES BY DRIVER LICENSE STATE

(JANUARY 1, 2012 - DECEMBER 31, 2012)

RACE	TEXAS	OUT OF STATE	OTHER	UNKNOWN	TOTAL
Asian	329	84	4	0	417
Black	6,964	2,222	6	36	9,228
Hispanic	6,303	1,047	648	299	8,297
Indian	74	24	1	2	101
Other	1,570	1,824	91	22	3,507
White	26,480	3,668	258	138	30,544
Total	41,720	8,869	1,008	497	52,094