

2011 TRAFFIC STOP DATA REPORT



TEXAS DEPARTMENT OF PUBLIC SAFETY



TEXAS DEPARTMENT OF PUBLIC SAFETY

ALLAN B. POLUNSKY, COMMISSION CHAIR

ADA BROWN, COMMISSIONER ▲ JOHN STEEN, COMMISSIONER
▲ CARIN MARCY BARTH, COMMISSIONER ▲ A. CYNTHIA LEON, COMMISSIONER

STEVEN C. MCCRAW., DIRECTOR ▲ DAVID G. BAKER, CHERYL MACBRIDE., DEPUTY DIRECTORS



In October, 2000, the Texas Department of Public Safety (DPS) released the first Traffic Stop Data Report relating to Traffic Law Enforcement traffic stops. The report was designed to provide a historical background pertaining to the issues of racial profiling and examined the activities of the Texas Department of Public Safety as related to traffic stops.

In an on-going effort to keep the state's leadership, DPS commissioned officers, and other interested citizens of the state of Texas informed on department activities, a Traffic Stop Data Report is issued annually for activities January through December.

During the 77th Regular session of the Texas Legislature, Senate Bill 1074 regarding "Racial Profiling" was enacted. Senate Bill 1074 requires Texas Law Enforcement Agencies to collect certain traffic stop data and to annually report the data to the governing body of the agency.

This report reflects traffic stop activities of the Texas Department of Public Safety for the calendar year 2011.

The ethnic breakdown of the Texas population in this report is based on the 2010 United States Census Data, rather than the population estimates from the Texas State Data Center reflected in the initial report of October 2000.

The Texas Department of Public Safety remains committed to the prevention of racial profiling. Racial profiling is illegal, inconsistent with the principles of American policing, and an indefensible public protection strategy.

2011 Traffic Stop Data Report

Based upon available data (January 1, 2011 - December 31, 2011) DPS Troopers made traffic stops, issued citations, warnings, and/or conducted searches of vehicles as follows:

TRAFFIC STOPS			
Race	# of Traffic Stops	% Race of Traffic Stops	% Race/Ethnicity Population of Texas
Asian*	46,071	1.54%	3.84%
Black	296,631	9.94%	11.48%
Hispanic	438,417	14.68%	37.62%
Indian**	5,084	0.17%	0.32%
Other	175,653	5.88%	1.41%
White	2,023,721	67.78%	45.33%
TOTAL	2,985,577		

TRAFFIC STOPS		
Race/Ethnicity	Yes	No
Prior Knowledge	81,095	2,904,482

CITATIONS			
Race	# of Traffic Stops	% Race of Traffic Stops	% Race/Ethnicity Population of Texas
Asian*	17,095	1.73%	3.84%
Black	110,937	11.25%	11.48%
Hispanic	149,349	15.15%	37.62%
Indian**	1,794	0.18%	0.32%
Other	60,859	6.17%	1.41%
White	645,976	65.51%	45.33%
TOTAL	986,010		

WRITTEN WARNINGS			
Race	# of Traffic Stops	% Race of Traffic Stops	% Race/Ethnicity Population of Texas
Asian*	28,976	1.45%	3.84%
Black	185,694	9.29%	11.48%
Hispanic	289,068	14.46%	37.62%
Indian**	3,290	0.18%	0.32%
Other	114,794	5.74%	1.41%
White	1,377,745	68.90%	45.33%
TOTAL	1,999,567		

CONSENT VEHICLE SEARCHES			
Race	# of Searches	% Race of Consent Searches	% Race/Ethnicity Population of Texas
Asian*	244	0.57%	3.84%
Black	6,250	14.58%	11.48%
Hispanic	10,109	23.59%	37.62%
Indian**	54	0.13%	0.32%
Other	3,508	8.19%	1.41%
White	22,692	52.95%	45.33%
TOTAL	42,857		

PROBABLE CAUSE VEHICLE SEARCHES			
Race	# of Searches	% Race of Consent Searches	% Race/Ethnicity Population of Texas
Asian*	161	0.97%	3.84%
Black	3,982	24.04%	11.48%
Hispanic	1,635	9.87%	37.62%
Indian**	31	0.19%	0.32%
Other	995	6.01%	1.41%
White	9,762	58.93%	45.33%
TOTAL	16,566		

ALL OTHER VEHICLE SEARCHES***			
Race	# of Traffic Searches	% Race of Searches	% Race/Ethnicity Population of Texas
Asian*	110	0.84%	3.84%
Black	1,667	12.70%	11.48%
Hispanic	1,912	14.57%	37.62%
Indian**	25	0.19%	0.32%
Other	553	4.21%	1.41%
White	8,857	67.49%	45.33%
TOTAL	13,124		

CRIMINAL INTERDICTION			
Race	# of Criminal Violations	% Race of Criminal Violations	% Race/Ethnicity Population of Texas
Asian*	177	0.96%	3.84%
Black	4,080	22.05%	11.48%
Hispanic	1,602	8.66%	37.62%
Indian**	31	0.17%	0.32%
Other	1,063	5.74%	1.41%
White	11,553	62.43%	45.33%
TOTAL	18,506		

*Asian/Pacific Islander

** Indian(American Indian or Alaskan Native)


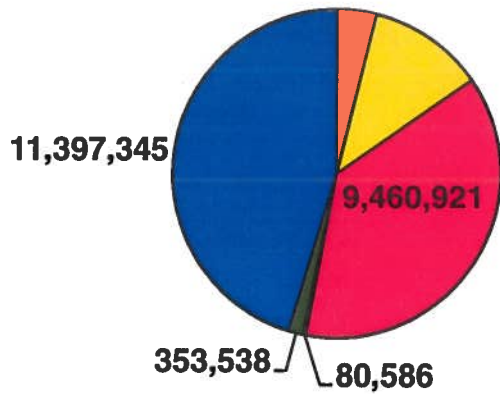
***All other vehicle searches include: Incident to Arrest, and Inventory

POPULATION BY RACE/ETHNICITY IN TEXAS

The following chart demonstrates the race/ethnicity population estimates for Texas as determined by the 2010 United States Census.

TEXAS POPULATION ESTIMATE

Origin by Race	Total Persons	Percentage
Asian/Pacific Islander	966,346	3.84%
Black	2,886,825	11.48%
Hispanic	9,460,921	37.62%
Indian(American Indian/Alaskan Native)	80,586	0.32%
Other	353,538	1.41%
White	11,397,345	45.33%
Total	25,145,561	100.00%

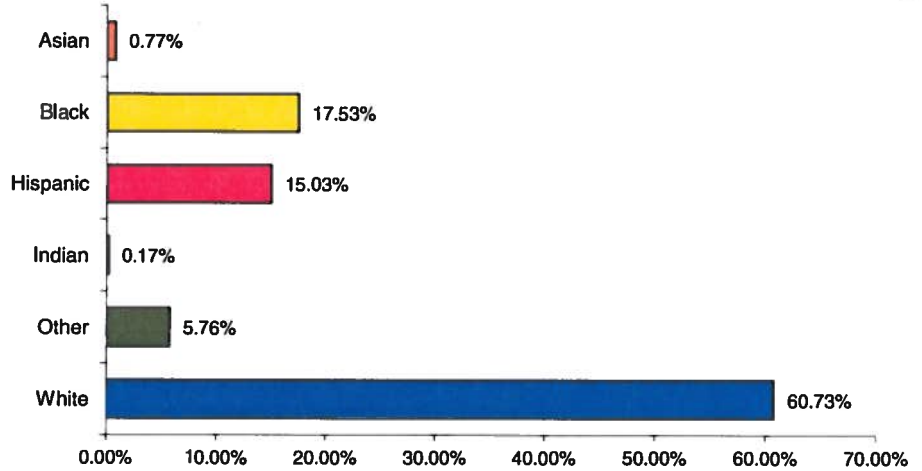


**Traffic Stop Data Report
Annual 2011**

**2011 VEHICLE SEARCHES
(CITATIONS)**

(January 1, 2011 - December 31, 2011)

Race	Citations	Percentage
Asian	364	0.77%
Black	8,252	17.53%
Hispanic	7,075	15.03%
Indian	79	0.17%
Other	2,711	5.76%
White	28,583	60.73%
Total	47,064	

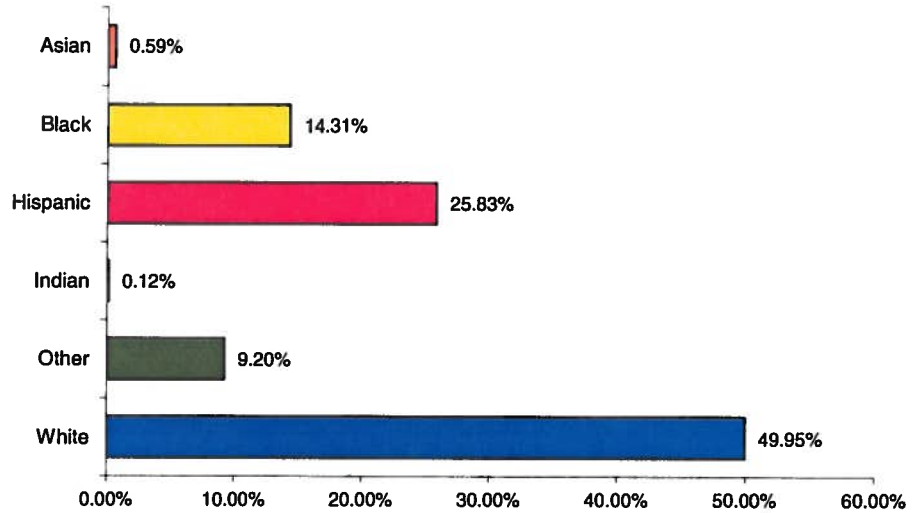


From January 1, 2011 - December 31, 2011 a total of 47,064 searches were conducted as vehicles were stopped for citations.

**2011 VEHICLE SEARCHES
(WARNINGS)**

(January 1, 2011 - December 31, 2011)

Race	Warnings	Percentage
Asian	151	0.59%
Black	3,647	14.31%
Hispanic	6,581	25.83%
Indian	31	0.12%
Other	2,345	9.20%
White	12,728	49.95%
Total	25,483	



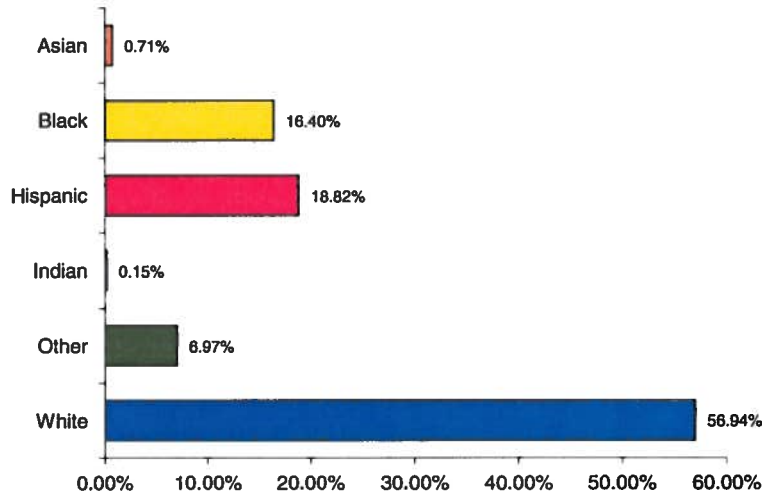
From January 1, 2011 - December 31, 2011 a total of 25,483 searches were conducted as vehicles were stopped for warnings.

**Traffic Stop Data Report
Annual 2011**

**2011 VEHICLE SEARCHES
(CITATIONS & WARNINGS)**

(January 1, 2011 - December 31, 2011)

Race	Warnings & Citations	Percentage
Asian	515	0.71%
Black	11,899	16.40%
Hispanic	13,656	18.82%
Indian	110	0.15%
Other	5,056	6.97%
White	41,311	56.94%
Total	72,547	



From January 1, 2011 - December 31, 2011, a total of 72,547 vehicles were searched during traffic stops.

NON-TRAFFIC CRIMINAL ARRESTS RESULTING FROM VEHICLE SEARCHES

(JANUARY 1, 2011 - DECEMBER 31, 2011)

RACE	DRUG CHARGES FROM SEARCHES	OTHER CRIMINAL CHARGES FROM SEARCHES	TOTAL CRIMINAL CHARGES
Asian	134	43	177
Black	2,851	1,229	4,080
Hispanic	1,008	594	1,602
Indian	21	10	31
Other	783	280	1,063
White	8,262	3,291	11,553
TOTAL	13,059	5,447	18,506

A non-traffic criminal offense is a criminal offense that is not classified as a traffic offense. These criminal offenses include violations that may range from minor in possession of an alcoholic beverage to murder.

VEHICLE SEARCHES BY DRIVER LICENSE STATE

(JANUARY 1, 2011 - DECEMBER 31, 2011)

RACE	TEXAS	OUT OF STATE	OTHER	UNKNOWN	TOTAL
Asian	367	95	3	1	466
Black	7,694	2,506	7	33	10,240
Hispanic	5,846	1,199	873	269	8,187
Indian	72	30	0	0	102
Other	2,006	2,196	130	17	4,349
White	30,853	4,398	369	160	35,780
Total	46,838	10,424	1,382	480	59,124