

2009 TRAFFIC STOP DATA REPORT



TEXAS DEPARTMENT OF PUBLIC SAFETY



TEXAS DEPARTMENT OF PUBLIC SAFETY

ALLAN B. POLUNSKY, COMMISSION CHAIR

C. TOM CLOWE, JR., COMMISSIONER ▲ ADA BROWN, COMMISSIONER ▲ JOHN STEEN, COMMISSIONER
▲ CARIN MARCY BARTH, COMMISSIONER

STEVEN C. MCCRAW., DIRECTOR ▲ LAMAR BECKWORTH, BRAD RABLE., DEPUTY DIRECTORS



In October, 2000, the Texas Department of Public Safety (DPS) released the first Traffic Stop Data Report relating to Traffic Law Enforcement traffic stops. The report was designed to provide a historical background pertaining to the issues of racial profiling and examined the activities of the Texas Department of Public Safety as related to traffic stops.

In an on-going effort to keep the state's leadership, DPS commissioned officers, and other interested citizens of the state of Texas informed on department activities, a Traffic Stop Data Report is issued annually for activities January through December.

During the 77th Regular session of the Texas Legislature, Senate Bill 1074 regarding "Racial Profiling" was enacted. Senate Bill 1074 requires Texas Law Enforcement Agencies to collect certain traffic stop data and to annually report the data to the governing body of the agency.

This report reflects traffic stop activities of the Texas Department of Public Safety for the calendar year 2009.

The ethnic breakdown of the Texas population in this report is based on the 2000 United States Census Data, rather than the population estimates from the Texas State Data Center reflected in the initial report of October 2000.

The Texas Department of Public Safety remains committed to the prevention of racial profiling. Racial profiling is illegal, inconsistent with the principles of American policing, and an indefensible public protection strategy.

Traffic Stop Data Report
Annual 2009

Based upon available data (January 1, 2009 - December 31, 2009) Troopers with the DPS made traffic stops, issued citations, warnings, and/or conducted searches of vehicles as follows:

TRAFFIC STOPS			
Race	# of Traffic Stops	% Race of Traffic Stops	% Race/Ethnicity Population of Texas
Asian*	39,073	1.34%	2.80%
Black	279,151	9.55%	11.34%
Hispanic	379,232	12.97%	31.99%
Indian**	4,503	0.15%	0.60%
Other	163,360	5.59%	0.84%
White	2,058,891	70.41%	52.43%
TOTAL	2,924,210		

CITATIONS			
Race	# of Traffic Stops	% Race of Traffic Stops	% Race/Ethnicity Population of Texas
Asian*	16,523	1.52%	2.80%
Black	113,745	10.49%	11.34%
Hispanic	138,979	12.82%	31.99%
Indian**	1,784	0.16%	0.60%
Other	63,630	5.87%	0.84%
White	749,472	69.13%	52.43%
TOTAL	1,084,133		

WRITTEN WARNINGS			
Race	# of Traffic Stops	% Race of Traffic Stops	% Race/Ethnicity Population of Texas
Asian*	22,550	1.23%	2.80%
Black	165,406	8.99%	11.34%
Hispanic	240,253	13.06%	31.99%
Indian**	2,719	0.15%	0.60%
Other	99,730	5.42%	0.84%
White	1,309,419	71.16%	52.43%
TOTAL	1,840,077		

CONSENT VEHICLE SEARCHES			
Race	# of Searches	% Race of Consent Searches	% Race/Ethnicity Population of Texas
Asian*	191	0.66%	2.80%
Black	4,741	16.31%	11.34%
Hispanic	4,029	13.86%	31.99%
Indian**	53	0.18%	0.60%
Other	2,456	8.45%	0.84%
White	17,604	60.55%	52.43%
TOTAL	29,074		

PROBABLE CAUSE VEHICLE SEARCHES			
Race	# of Searches	% Race of Consent Searches	% Race/Ethnicity Population of Texas
Asian*	90	0.69%	2.80%
Black	2,896	22.18%	11.34%
Hispanic	1,076	8.24%	31.99%
Indian**	19	0.15%	0.60%
Other	785	6.01%	0.84%
White	8,189	62.73%	52.43%
TOTAL	13,055		

ALL OTHER VEHICLE SEARCHES***			
Race	# of Traffic Searches	% Race of Searches	% Race/Ethnicity Population of Texas
Asian*	99	0.61%	2.80%
Black	1,642	10.17%	11.34%
Hispanic	2,331	14.43%	31.99%
Indian**	32	0.20%	0.60%
Other	599	3.71%	0.84%
White	11,446	70.88%	52.43%
TOTAL	16,149		

CRIMINAL INTERDICTION			
Race	# of Criminal Violations	% Race of Criminal Violations	% Race/Ethnicity Population of Texas
Asian*	105	0.68%	2.80%
Black	3,264	21.16%	11.34%
Hispanic	1,359	8.81%	31.99%
Indian**	25	0.16%	0.60%
Other	839	5.44%	0.84%
White	9,836	63.75%	52.43%
TOTAL	15,428		

*Asian/Pacific Islander

** Indian(American Indian or Alaskan Native)

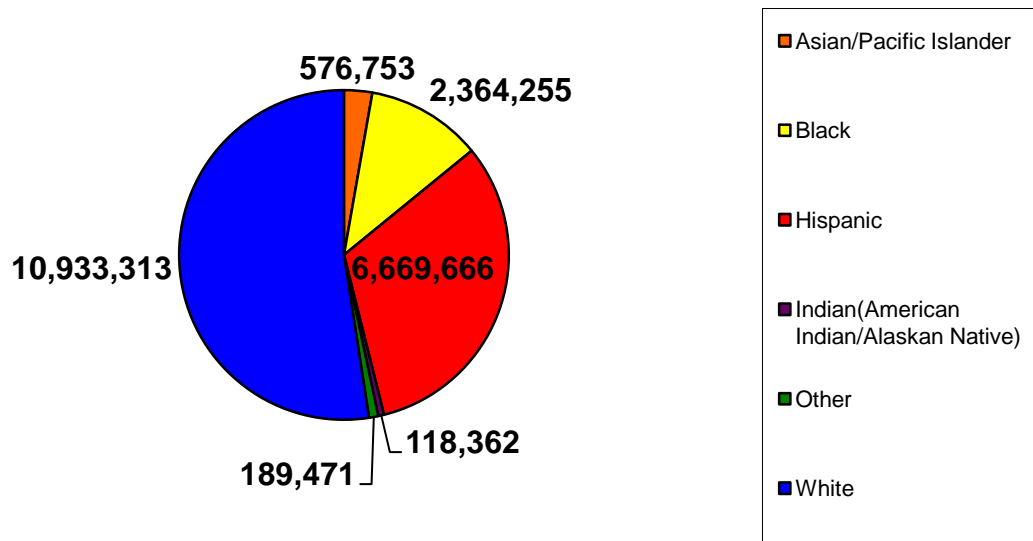
***All other vehicle searches include: Incident to Arrest, and Inventory

POPULATION BY RACE/ETHNICITY IN TEXAS

The following chart demonstrates the race/ethnicity population estimates for Texas as determined by the 2000 United States Census.

TEXAS POPULATION ESTIMATE

Origin by Race	Total Persons	Percentage
Asian/Pacific Islander	576,753	2.80%
Black	2,364,255	11.34%
Hispanic	6,669,666	31.99%
Indian(American Indian/Alaskan Native)	118,362	0.60%
Other	189,471	0.84%
White	10,933,313	52.43%
Total	20,851,820	100.00%

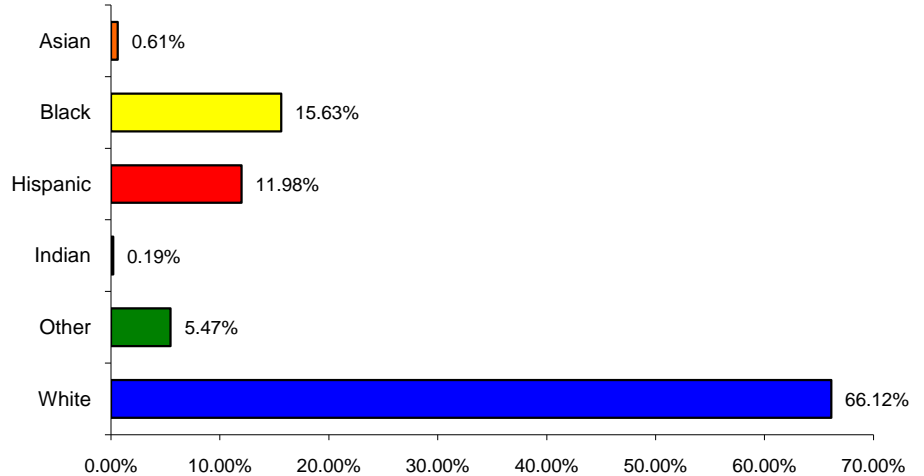


Traffic Stop Data Report Annual 2009

2009 VEHICLE SEARCHES (CITATIONS)

(January 1, 2009 - December 31, 2009)

Race	Citations	Percentage
Asian	261	0.61%
Black	6,673	15.63%
Hispanic	5,115	11.98%
Indian	81	0.19%
Other	2,337	5.47%
White	28,230	66.12%
Total	42,697	

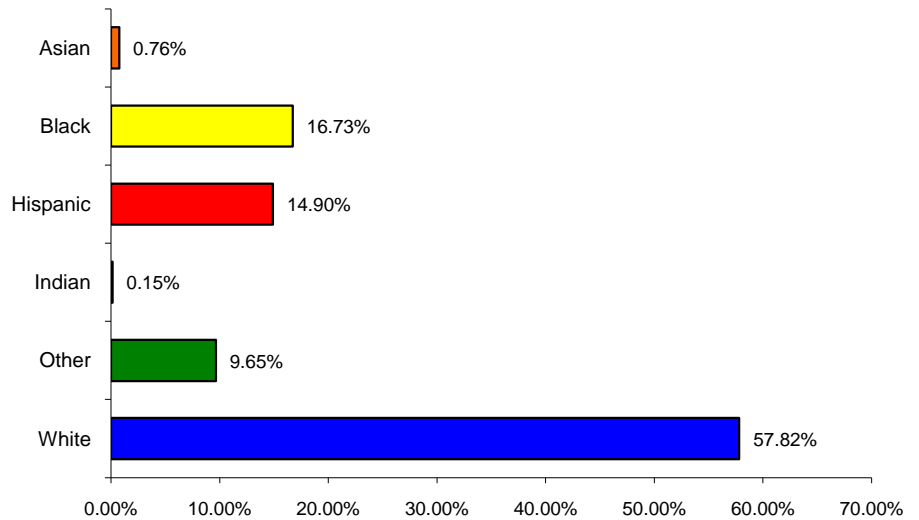


From January 1, 2009 - December 31, 2009 a total of 42,697 searches were conducted as vehicles were stopped for citations.

2009 VEHICLE SEARCHES (WARNINGS)

(January 1, 2009 - December 31, 2009)

Race	Warnings	Percentage
Asian	119	0.76%
Black	2,606	16.73%
Hispanic	2,321	14.90%
Indian	23	0.15%
Other	1,503	9.65%
White	9,009	57.82%
Total	15,581	



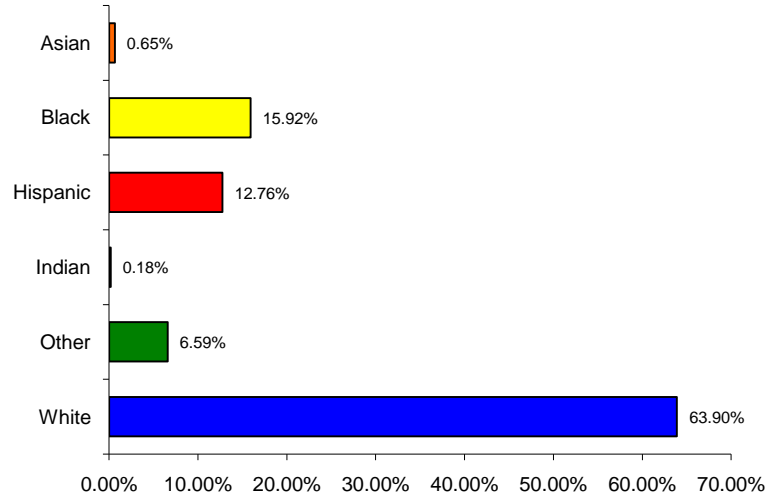
From January 1, 2009 - December 31, 2009 a total of 15,581 searches were conducted as vehicles were stopped for warnings.

**Traffic Stop Data Report
Annual 2009**

**2009 VEHICLE SEARCHES
(CITATIONS & WARNINGS)**

(January 1, 2009 - December 31, 2009)

Race	Warnings & Citations	Percentage
Asian	380	0.65%
Black	9,279	15.92%
Hispanic	7,436	12.76%
Indian	104	0.18%
Other	3,840	6.59%
White	37,239	63.90%
Total	58,278	



From January 1, 2009 - December 31, 2009, a total of 58,278 vehicles were searched during traffic stops.

NON-TRAFFIC CRIMINAL ARRESTS RESULTING FROM VEHICLE SEARCHES

(JANUARY 1, 2009 - DECEMBER 31, 2009)

RACE	DRUG CHARGES FROM SEARCHES	OTHER CRIMINAL CHARGES FROM SEARCHES	TOTAL CRIMINAL CHARGES
Asian	66	39	105
Black	2,193	1,071	3,264
Hispanic	713	646	1,359
Indian	18	7	25
Other	636	203	839
White	6,815	3,021	9,836
TOTAL	10,441	4,987	15,428

A non-traffic criminal offense is a criminal offense that is not classified as a traffic offense. These criminal offenses include violations that may range from minor in possession of an alcoholic beverage to murder.

VEHICLE SEARCHES BY DRIVER LICENSE STATE

(JANUARY 1, 2009 - DECEMBER 31, 2009)

RACE	TEXAS	OUT OF STATE	OTHER	UNKNOWN	TOTAL
Asian	298	68	4	10	380
Black	7,068	2,110	12	89	9,279
Hispanic	4,809	1,201	729	697	7,436
Indian	75	27	1	1	104
Other	2092	1,636	73	39	3,840
White	32,734	3,700	317	488	37,239
Total	47,076	8,742	1,136	1,324	58,278