

Chapter 7

SEXUAL ASSAULT

SEXUAL ASSAULT



SEXUAL ASSAULT

In response to a growing concern about sexual assault incidents, the 80th Texas Legislative Session passed HB 76. The Bill requires the Texas DPS to establish guidelines and collect, as part of the UCR Program, data about incidents that contain specific sexual assault offenses. Sexual Assault crime data collection was required to begin in calendar year 2008. Special consideration had to be taken to disseminate the data collection guidelines for Sexual Assault reporting due to the nature of the difference between UCR offense definitions and Texas penal code definitions. In the Texas UCR program, rape is the only offense collected under the crime index. Because there is greater variance in the offenses collected in the compilation of Sexual Assault data, this data collection should in no way be compared to the statistics maintained in the UCR Program.

ANALYSIS

Volume

In 2015, the total number of sexual assault incidents reported in Texas was 18,636. This represented a 0.6 percent decrease when compared to 2014. These incidents involved 19,537 victims (down 1.5 percent from 2014) and 19,648 offenders (down 0.9 percent from 2014).

2015 Sexual Assault Quick Stats			
	2015	2014	% Change
Number of Incidents	18,636	18,756	-0.6
Number of Victims	19,537	19,834	-1.5
Number of Offenders	19,648	19,821	-0.9

Victim's Relationship

The most significant number of sexual assault victims (in relation to the offender) were: female acquaintances (15.7%), other female family members (11.3%), female strangers (8.6%), girlfriends (7.7%), female friends (7.7%), otherwise known

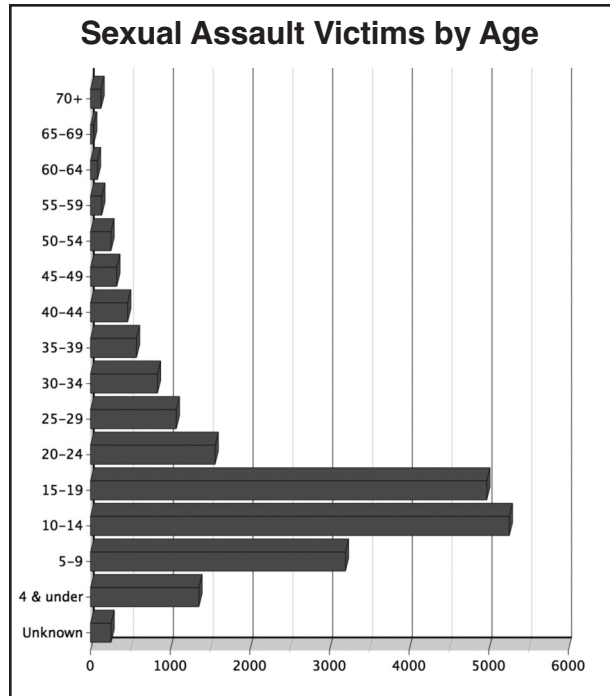
females (6.5%), unknown females (6.3%), daughters (5.9%), and stepdaughters (5.2%). Most sexual assault victims were non-family members (53.2%), while 46.8% of victims were related to the offender.

Relationship of Victim to Offender			
Type	Group %	Relationship of Victim	Total %
Romantic	11.1	Husband	0.01
		Wife	1.6
		Common-Law Husband	0.01
		Common-Law Wife	0.7
		Ex-Husband	0.00
		Ex-Wife	0.7
		Boyfriend	0.2
		Girlfriend	7.7
		Homosexual Male	0.1
Homosexual Female	0.09		
Parental/Child	16.1	Father	0.03
		Mother	0.3
		Son	1.1
		Daughter	5.9
		Stepfather	0.06
		Stepmother	0.4
		Stepson	0.4
		Stepdaughter	5.2
		Grandfather	0.02
		Grandmother	0.1
		Grandson	0.5
Granddaughter	2.1		
Other Family	19.6	Brother	1.1
		Sister	2.5
		Stepbrother	0.4
		Stepsister	1.3
		Male In-Law	0.01
		Female In-Law	0.4
		Other Male Family Member	2.6
		Other Female Family Member	11.3
		Friend-Male	1.1
Other	53.2	Friend-Female	7.7
		Acquaintance-Male	1.9
		Acquaintance-Female	15.7
		Neighbor (Male & Female)	1.6
		Babysitter	0.6
		Employer	0.07
		Employee	0.2
		Otherwise Known-Male	1.2
		Otherwise Known-Female	6.5
		Stranger-Male	0.9
		Stranger-Female	8.6
		Unknown-Male	0.8
		Unknown-Female	6.3

Victims

Incidents of sexual assault in 2015 involved 19,537 victims. Of the victims whose sex was known, 13 percent were male and 87 percent were female. The age group with the highest number of victims was the 10-to-14 year-old bracket.

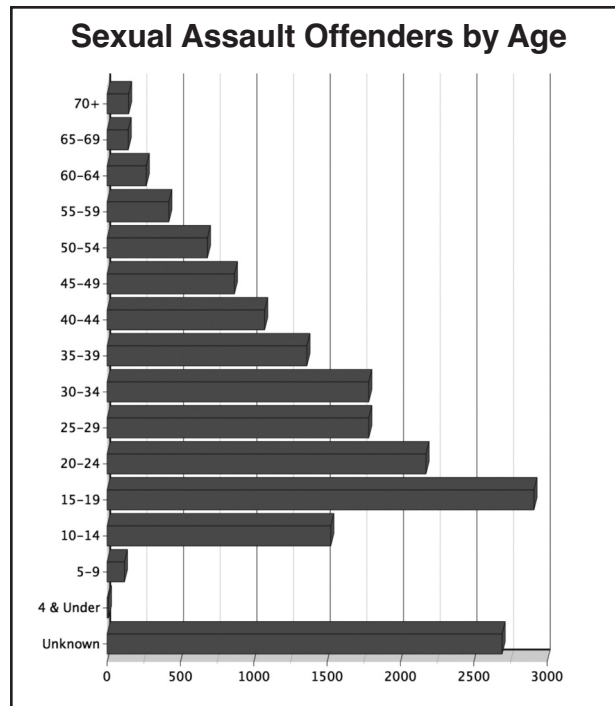
Of the victims whose ethnicity was known, 41 percent were Hispanic and 59 percent were not Hispanic. For the victims whose race was known, 81 percent were White, 18 percent were Black, and 1 percent were American Indian/Alaskan Native, Asian, or Native Hawaiian/Pacific Islander. An examination of offenders by race finds that 87 percent of White victims were female; 85 percent of Black victims were female; 77 percent of American Indian or Alaskan Native victims were female; and 88 percent of Asian or Native Hawaiian/Pacific Islander victims were female.



Offenders

In 2015, 19,648 offenders were involved in incidents of sexual assault. Of the offenders whose sex was known, 95 percent were male and 5 percent were female. The age group showing the highest number of offenders was the 15-to-19 year-old bracket.

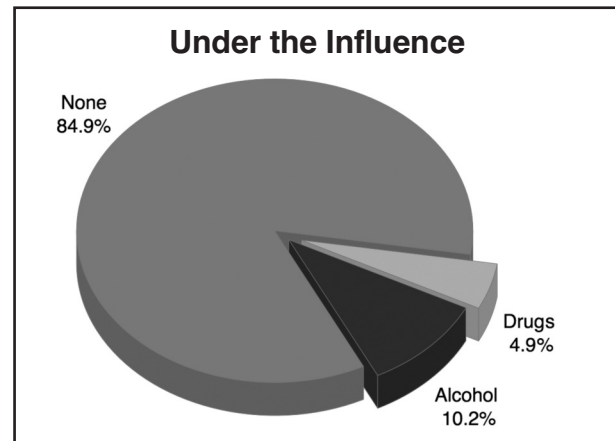
Of the offenders whose ethnicity was known, 40 percent were Hispanic and 60 percent were not Hispanic. Of the offenders whose race was known, 74 percent were White, 25 percent were Black, and 1 percent were American Indian/Alaskan Native,



Asian, or Native Hawaiian/Pacific Islander. An examination of offenders by race finds that 95 percent of White offenders were male; 96 percent of Black offenders were male; 85 percent of American Indian or Alaskan Native offenders were male; and 96 percent of Asian or Native Hawaiian/Pacific Islander offenders were male.

Under the Influence

Included in the sexual assault data collection is the determination of whether or not the offender was under the influence of mind-altering substances at the time of the incident. In 84.9% of the incidents, it was reported that neither drugs nor alcohol was involved. Alcohol was involved in 10.2% of the incidents and drugs were involved in 4.9% of the reported incidents.



Offenses

Offense information in the sexual assault data collection program is collected according to Texas Penal codes. Complete offense definitions are available in the Appendix to this publication.

Offense information is collected on six sexual assault categories: Continuous Sexual Abuse of Young Child, Indecency with a Child by Contact, Indecency with a Child by Exposure, Sexual Assault, Aggravated Sexual Assault and Sexual Performance by a Child.

Of these six offenses, Sexual Assault accounted for nearly 48 percent of all offenses reported.

Sexual Assault Offenses	
Offense	%
Section 21.02 Continuous Sexual Abuse of Young Child or Children	3.9
Section 21.11(a)(1) Indecency with a Child by Contact	22.8
Section 21.11(a)(2) Indecency with a Child by Exposure	4.3
Section 22.011 Sexual Assault	47.6
Section 22.021 Aggravated Sexual Assault	20.3
Section 43.25 Sexual Performance by a Child	1.1

Weapons

The most common weapon involved in sexual assault cases was physical force through the use of personal weapons, which accounted for 91 percent of the incidents.

Sexual Assault Weapons	
Weapon	%
Asphyxiation	0.3
Blunt Object	0.4
Drugs	2.6
Firearm	1.5
Knife/ Cutting Instrument	1.1
Personal	90.9
Other	3.2

Location

In 2015, sexual assaults occurred most frequently in residences and homes. Other/Unknown was the second most common location reported.

Sexual Assault Locations		
Locations	Volume	%
Bar/Night Club	97	0.5
Church/Synagogue/Temple	60	0.3
Commercial/Office Building	148	0.7
Construction Site	17	0.1
Convenience Store	41	0.2
Drug Store/Dr's Office/Hospital	129	0.6
Field/Woods	346	1.7
Government/Public Building	47	0.2
Highway/Road/Alley	802	3.9
Hotel/Motel	742	3.6
Jail/Prison	49	0.2
Lake/Waterway	72	0.4
Parking Lot/Garage	442	2.1
Residence/Home	15,047	73.2
School/College	489	2.4
Other/Unknown	2,029	9.9

2015 SEXUAL ASSAULT BY JURISDICTION

AGENCY	INCIDENTS
ANDERSON COUNTY	
Anderson CO SO	37
Palestine PD	25
Frankston PD	3
ANDREWS COUNTY	
Andrews CO SO	7
Andrews PD	11
ANGELINA COUNTY	
Angelina CO SO	12
Diboll PD	3
Huntington PD	2
Lufkin PD	35
Hudson PD	2
ARANSAS COUNTY	
Aransas CO SO	19
Rockport PD	0
Fulton PD	0
ARCHER COUNTY	
Archer CO SO	3
ARMSTRONG COUNTY	
Armstrong CO SO	0
ATASCOSA COUNTY	
Atascosa CO SO	23
Lytle PD	0
Pleasanton PD	12
Poteet PD	2
Jourdanton PD	0
AUSTIN COUNTY	
Austin CO SO	2
Bellville PD	3
Sealy PD	5
Wallis PD	0
Sealy ISD PD	0
BAILEY COUNTY	
Bailey CO SO	2
Mulshoe PD	4
BANDERA COUNTY	
Bandera CO SO	8
BASTROP COUNTY	
Bastrop CO SO	59
Bastrop PD	11
Elgin PD	0
Smithville PD	4
BAYLOR COUNTY	
Baylor CO SO	0
Seymour PD	1

AGENCY	INCIDENTS
BEE COUNTY	
Bee CO SO	13
Beeville PD	11
BELL COUNTY	
Bell CO SO	38
Belton PD	1
Harker Heights PD	21
Killeen PD	176
Nolanville PD	1
Temple PD	71
Central Texas College PD	0
Morgans Point Resort PD	2
Killeen ISD PD	2
Troy PD	0
Salado PD	0
Mary Hardin Baylor PD	0
TAMU Central Texas PD	0
BEXAR COUNTY	
Bexar CO SO	171
San Antonio PD	1850
Alamo Heights PD	0
Balcones Heights PD	3
Castle Hills PD	0
Converse PD	7
Hill Country Village PD	0
Hollywood Park PD	0
Kirby PD	6
Leon Valley PD	8
Olmos Park PD	0
Shavano Park PD	1
Terrell Hills PD	0
Universal City PD	18
Windcrest PD	1
Live Oak PD	7
UT H/S Ctr SA PD	1
UT San Antonio PD	4
Judson ISD PD	0
Alamo Comm Coll PD	0
Selma PD	3
Somerset PD	0
Helotes PD	2
Trinity University PD	1
St Mary's Univ PD	1
East Central ISD PD	0
Fair Oaks Ranch PD	2
TAMU SA PD	0
BLANCO COUNTY	
Blanco CO SO	2
Blanco PD	0
Johnson City PD	1
BORDEN COUNTY	
Borden CO SO	0

AGENCY	INCIDENTS
BOSQUE COUNTY	
Bosque CO SO	4
Clifton PD	4
Meridian PD	1
BOWIE COUNTY	
Bowie CO SO	36
De Kalb PD	0
Nash PD	2
New Boston PD	8
Texarkana PD	41
Wake Village PD	4
Hooks PD	0
BRAZORIA COUNTY	
Brazoria CO SO	13
Alvin PD	11
Angleton PD	2
Clute PD	0
Danbury PD	0
Freeport PD	16
Lake Jackson PD	6
Manvel PD	2
Pearland PD	56
Richwood PD	1
Sweeny PD	0
West Columbia PD	1
Alvin Community Coll PD	0
Brazoria PD	5
Brookside Village PD	0
Jones Creek PD	0
Surfside Beach PD	1
Oyster Creek PD	0
Alvin ISD PD	1
Angleton ISD PD	3
Columbia-Brazoria ISD PD	3
BRAZOS COUNTY	
Brazos CO SO	10
Bryan PD	109
College Station PD	66
Texas A&M Univ PD	3
BREWSTER COUNTY	
Brewster CO SO	2
Alpine PD	4
Sul Ross State Univ PD	0
BRISCOE COUNTY	
Briscoe CO SO	0
BROOKS COUNTY	
Brooks CO SO	0
Falfurrias PD	0
BROWN COUNTY	
Brown CO SO	15
Bangs PD	0

AGENCY	INCIDENTS
Brownwood PD	37
Early PD	1
BURLESON COUNTY	
Burleson CO SO	13
Caldwell PD	0
Somerville PD	0
BURNET COUNTY	
Burnet CO SO	23
Burnet PD	10
Marble Falls PD	2
Bertram PD	0
Granite Shoals PD	1
Horseshoe Bay PD	0
CALDWELL COUNTY	
Caldwell CO SO	13
Lockhart PD	7
Luling PD	4
Martindale PD	1
CALHOUN COUNTY	
Calhoun CO SO	1
Port Lavaca PD	11
Calhoun CO ISD	0
CALLAHAN COUNTY	
Callahan CO SO	2
Baird PD	4
Clyde PD	3
CAMERON COUNTY	
Cameron CO SO	74
Brownsville PD	99
Combes PD	1
Harlingen PD	38
La Feria PD	9
Los Fresnos PD	1
Port Isabel PD	0
Primera PD	1
Rio Hondo PD	2
San Benito PD	16
Santa Rosa PD	0
UT Brownsville PD	1
So Padre Island PD	16
TSTC Harlingen PD	1
Brownsville ISD PD	0
Palm Valley PD	0
Laguna Vista PD	1
Rancho Viejo PD	0
Indian Lake	0
Port Of Brownsville PD	0
CAMP COUNTY	
Camp CO SO	2
Pittsburg PD	2
CARSON COUNTY	
Carson CO SO	0
Panhandle PD	4
CASS COUNTY	
Cass CO SO	16
Atlanta PD	12

AGENCY	INCIDENTS
Hughes Springs PD	0
Linden PD	0
Queen City PD	2
CASTRO COUNTY	
Castro CO SO	0
Dimmitt PD	0
CHAMBERS COUNTY	
Chambers CO SO	26
Mont Belvieu PD	4
Barbers Hill ISD PD	0
CHEROKEE COUNTY	
Cherokee CO SO	36
Jacksonville PD	10
Rusk PD	1
CHILDRESS COUNTY	
Childress CO SO	0
CLAY COUNTY	
Clay CO SO	5
COCHRAN COUNTY	
Cochran CO SO	1
COKE COUNTY	
Coke CO SO	1
COLEMAN COUNTY	
Coleman PD	5
Santa Anna PD	0
COLLIN COUNTY	
Collin CO SO	16
Allen PD	35
Celina PD	0
Farmersville PD	2
Frisco PD	55
McKinney PD	73
Plano PD	118
Prosper PD	0
Wylie PD	32
Princeton PD	2
Melissa PD	3
Murphy PD	11
Parker PD	0
Lavon PD	1
Fairview PD	0
Anna PD	0
Farmersville ISD PD	0
COLLINGSWORTH COUNTY	
Collingsworth CO SO	0
COLORADO COUNTY	
Colorado CO SO	3
Columbus PD	2
Eagle Lake PD	1
Weimar PD	0
COMAL COUNTY	
Comal CO SO	51
New Braunfels PD	59

AGENCY	INCIDENTS
Garden Ridge PD	1
Bulverde PD	2
COMANCHE COUNTY	
Comanche CO SO	0
Comanche PD	2
Deleon PD	0
CONCHO COUNTY	
Concho CO SO	0
COOKE COUNTY	
Cooke CO SO	5
Gainesville PD	18
Oak Ridge PD	0
CORYELL COUNTY	
Coryell CO SO	1
Copperas Cove PD	45
Gatesville PD	14
COTTLE COUNTY	
Cottle CO SO	0
Paducah PD	0
CRANE COUNTY	
Crane CO SO	1
Crane PD	0
CROCKETT COUNTY	
Crockett CO SO	2
CROSBY COUNTY	
Crosby CO SO	0
Crosbyton PD	0
Ralls PD	0
CULBERSON COUNTY	
Culberson CO SO	0
DALLAM COUNTY	
Dallam CO SO	0
Dalhart PD	8
DALLAS COUNTY	
Dallas CO SO	7
Dallas PD	1118
Addison PD	7
Balch Springs PD	32
Carrollton PD	90
Cedar Hill PD	26
Cockrell Hill PD	2
Coppell PD	10
Desoto PD	31
Duncanville PD	15
Farmers Branch PD	4
Garland PD	199
Grand Prairie PD	181
Highland Park PD	1
Hutchins PD	3
Irving PD	132
Lancaster PD	23
Mesquite PD	97
Richardson PD	27
Sachse PD	15

AGENCY	INCIDENTS
Seagoville PD	8
University Park PD	1
Wilmer PD	1
UT Med Sch Dallas PD	0
UT Dallas PD	1
Rowlett PD	37
Richland Coll PD	0
North Lake Coll PD	0
Mountain View Coll PD	0
Brookhaven College PD	0
Glenn Heights PD	7
Dallas Co Hosp Dist PD	1
Baylor Scott & White Heal	2
So Methodist Univ PD	3
Ovilla PD	1
Cedar Hill ISD PD	0
DAWSON COUNTY	
Dawson CO SO	1
Lamesa PD	12
DEAF SMITH COUNTY	
Deaf Smith CO SO	3
Hereford PD	23
DELTA COUNTY	
Delta CO SO	0
DENTON COUNTY	
Denton CO SO	56
Argyle PD	0
Denton PD	112
Lake Dallas PD	1
Lewisville PD	77
Pilot Point PD	0
Sanger PD	4
Texas Woman's Univ PD	1
Univ Of North Texas PD	1
Flower Mound PD	11
Little Elm PD	2
Aubrey PD	2
The Colony PD	25
Highland Village PD	3
Corinth PD	4
Double Oak PD	0
Hickory Creek PD	0
Roanoke PD	2
Trophy Club PD	3
Ponder PD	2
Northeast PD	0
Bartonville PD	0
Northlake PD	1
DEWITT COUNTY	
Dewitt CO SO	2
Cuero PD	9
Yorktown PD	2
DICKENS COUNTY	
Dickens CO SO	0
Spur PD	0
DIMITT COUNTY	
Dimitt CO SO	2

AGENCY	INCIDENTS
DONLEY COUNTY	
Donley CO SO	2
DUVAL COUNTY	
Duval CO SO	2
San Diego PD	1
Freer PD	2
EASTLAND COUNTY	
Eastland CO SO	6
Cisco PD	4
Eastland PD	0
Gorman PD	0
Ranger PD	5
ECTOR COUNTY	
Ector CO SO	56
Odessa PD	75
UT Permian Basin PD	0
Ector CO ISD PD	0
EDWARDS COUNTY	
Edwards CO SO	0
ELLIS COUNTY	
Ellis CO SO	15
Ennis PD	0
Ferris PD	2
Italy PD	0
Midlothian PD	7
Palmer PD	2
Red Oak PD	10
Waxahachie PD	31
EL PASO COUNTY	
El Paso CO SO	46
Anthony PD	3
El Paso PD	505
UT El Paso PD	1
El Paso Comm College PD	0
El Paso ISD PD	1
Horizon City PD	15
Socorro PD	3
Socorro ISD PD	1
ERATH COUNTY	
Erath CO SO	3
Dublin PD	0
Stephenville PD	13
Tarleton State Univ PD	1
FALLS COUNTY	
Falls CO SO	2
Marlin PD	1
FANNIN COUNTY	
Fannin CO SO	4
Bonham PD	3
FAYETTE COUNTY	
Fayette CO SO	3
La Grange PD	0
Schulenburg PD	1
Flatonia PD	0

AGENCY	INCIDENTS
FISHER COUNTY	
Fisher CO SO	0
FLOYD COUNTY	
Floyd CO SO	0
Floydada PD	0
Crowell PD	0
FORT BEND COUNTY	
Fort Bend CO SO	122
Missouri City PD	30
Richmond PD	10
Rosenberg PD	30
Stafford PD	5
Sugar Land PD	17
Needville PD	5
Arcola PD	0
Meadows Place PD	0
Fulshear PD	1
Fort Bend ISD PD	6
FRANKLIN COUNTY	
Franklin CO SO	0
FREESTONE COUNTY	
Freestone CO SO	3
Fairfield PD	0
Teague PD	0
Wortham PD	0
FRIO COUNTY	
Frio CO SO	0
Pearsall PD	3
Dilley PD	1
GAINES COUNTY	
Gaines CO SO	2
Seagraves PD	1
Seminole PD	2
GALVESTON COUNTY	
Galveston CO SO	13
Dickinson PD	22
Friendswood PD	19
Galveston PD	86
Hitchcock PD	0
Kemah PD	0
La Marque PD	11
League City PD	53
Texas City PD	15
UTMB-Galveston PD	0
TX A&M Galveston PD	0
Jamaica Beach PD	0
Santa Fe PD	1
Bayou Vista PD	1
Coll Of The Mainland PD	0
Santa Fe ISD PD	0
Galveston ISD PD	0
GARZA COUNTY	
Garza CO SO	1
GILLESPIE COUNTY	
Gillespie CO SO	1
Fredericksburg PD	4

AGENCY	INCIDENTS
GLASSCOCK COUNTY	
Glasscock CO SO	0
GOLIAD COUNTY	
Goliad CO SO	0
GONZALES COUNTY	
Gonzales CO SO	9
Gonzales PD	6
Nixon PD	2
GRAY COUNTY	
Gray CO SO	4
Pampa PD	5
GRAYSON COUNTY	
Grayson CO SO	3
Collinsville PD	0
Denison PD	29
Pottsboro PD	3
Sherman PD	52
Van Alstyne PD	0
Whitesboro PD	3
Whitewright PD	0
Howe PD	2
Grayson Co Coll PD	0
Austin College PD	0
Tioga PD	0
Southmayd PD	0
GREGG COUNTY	
Gregg CO SO	24
Gladewater PD	9
Kilgore PD	23
Longview PD	78
White Oak PD	6
GRIMES COUNTY	
Grimes CO SO	16
Navasota PD	7
GUADALUPE COUNTY	
Guadalupe CO SO	26
Schertz PD	9
Seguin PD	42
Cibolo PD	3
HALE COUNTY	
Hale CO SO	5
Abernathy PD	5
Plainview PD	18
HALL COUNTY	
Hall CO SO	0
Memphis PD	3
Estelline PD	0
HAMILTON COUNTY	
Hamilton CO SO	0
Hamilton PD	0
HANSFORD COUNTY	
Hansford CO SO	2
Spearmen PD	0

AGENCY	INCIDENTS
HARDEMAN COUNTY	
Hardeman CO SO	0
HARDIN COUNTY	
Hardin CO SO	41
Kountze PD	1
Silsbee PD	7
Sour Lake PD	1
Lumberton PD	10
HARRIS COUNTY	
Harris CO SO	561
Houston PD	1186
Baytown PD	45
Bellaire PD	1
Deer Park PD	31
Galena Park PD	11
Humble PD	21
Jacinto City PD	0
Jersey Village PD	0
La Porte PD	31
Pasadena PD	165
Seabrook PD	2
South Houston PD	10
Southside Place PD	0
Spring Valley PD	0
Tomball PD	7
Memorial Village PD	1
Webster PD	11
West University PD	0
Katy PD	18
Nassau Bay PD	9
UT Houston PD	3
Univ Of Houston PD	4
Texas So Univ PD	1
Rice University PD	0
Univ Houston Clearlake PD	0
Hedwig Village PD	0
Univ Houston Downtown PD	0
Houston Comm College PD	1
Houston Metro Transit PD	0
Klein ISD PD	0
Houston Baptist Univ PD	1
Alief ISD PD	0
Lakeview PD	2
Katy ISD PD	1
Port Of Houston PD	0
Spring Branch ISD PD	0
Spring ISD PD	3
Pasadena ISD PD	0
Aldine ISD PD	0
Univ. of St. Thomas PD	2
Humble ISD PD	13
HARRISON COUNTY	
Harrison CO SO	8
Hallsville PD	0
Marshall PD	6
Hallsville ISD PD	0
HARTLEY COUNTY	
Hartley CO SO	0

AGENCY	INCIDENTS
HASKELL COUNTY	
Haskell CO SO	1
Haskell PD	1
HAYS COUNTY	
Hays CO SO	23
San Marcos PD	55
Texas State Univ PD	0
Kyle PD	5
Buda PD	1
HEMPHILL COUNTY	
Hemp Hill CO SO	1
HENDERSON COUNTY	
Henderson CO SO	42
Athens PD	11
Malakoff PD	0
Seven Points PD	1
Gun Barrel City PD	2
Tool PD	0
HIDALGO COUNTY	
Hidalgo CO SO	109
Alamo PD	26
Donna PD	20
Edinburg PD	100
Elsa PD	2
Hidalgo PD	14
La Villa PD	0
McAllen PD	63
Mercedes PD	29
Mission PD	11
Pharr PD	86
San Juan PD	13
Weslaco PD	38
La Joya PD	0
UT Pan American PD	0
Palmview PD	2
Alton PD	2
Edinburg Cisd PD	0
Penitas PD	5
Sullivan City PD	1
Palmhurst PD	0
UT Rio Grande Valley PD	0
HILL COUNTY	
Hill CO SO	2
Hillsboro PD	9
Hubbard PD	0
Itasca PD	0
Whitney PD	0
HOCKLEY COUNTY	
Hockley CO SO	0
Levelland PD	20
South Plains College PD	0
HOOD COUNTY	
Hood CO SO	4
Granbury PD	6
HOPKINS COUNTY	
Hopkins CO SO	10

AGENCY	INCIDENTS
Cumby PD	0
Sulphur Springs PD	20
HOUSTON COUNTY	
Houston CO SO	2
Crockett PD	6
Grapeland PD	3
HOWARD COUNTY	
Howard CO SO	2
Big Spring PD	18
HUDSPETH COUNTY	
Hudspeth CO SO	1
HUNT COUNTY	
Hunt CO SO	33
Commerce PD	6
Greenville PD	33
TX A&M-Commerce PD	6
Caddo Mills PD	0
West Tawakoni PD	0
HUTCHINSON COUNTY	
Hutchinson CO SO	6
Borger PD	0
IRION COUNTY	
Irion CO SO	1
JACK COUNTY	
Jack CO SO	2
Jacksboro PD	5
JACKSON COUNTY	
Jackson CO SO	3
Edna PD	1
Ganado PD	3
JASPER COUNTY	
Jasper CO SO	24
Jasper PD	3
Kirbyville PD	0
JEFF DAVIS COUNTY	
Jeff Davis CO SO	0
JEFFERSON COUNTY	
Jefferson CO SO	18
Beaumont PD	179
Groves PD	12
Nederland PD	9
Port Arthur PD	59
Port Neches PD	5
Lamar University PD	2
JIM HOGG COUNTY	
Jim Hogg CO SO	0
JIM WELLS COUNTY	
Jim Wells CO SO	9
Alice PD	20
Premont PD	1
Orange Grove PD	0

AGENCY	INCIDENTS
JOHNSON COUNTY	
Johnson CO SO	60
Alvarado PD	4
Burleson PD	34
Cleburne PD	37
Joshua PD	6
Keene PD	1
Venus PD	1
Godley PD	2
JONES COUNTY	
Jones CO SO	0
Anson PD	6
Hamlin PD	3
Stamford PD	1
Hawley PD	0
KARNES COUNTY	
Karnes CO SO	1
Karnes City PD	0
Kenedy PD	2
KAUFMAN COUNTY	
Kaufman CO SO	46
Forney PD	19
Kaufman PD	7
Terrell PD	20
Crandall PD	1
KENDALL COUNTY	
Kendall CO SO	7
Boerne PD	1
KENEDY COUNTY	
Kenedy CO SO	1
KENT COUNTY	
Kent CO SO	1
KERR COUNTY	
Kerr CO SO	65
Kerrville PD	11
Ingram PD	0
KIMBLE COUNTY	
Kimble CO SO	1
Junction PD	0
KING COUNTY	
King CO SO	0
KINNEY COUNTY	
Kinney CO SO	3
KLEBERG COUNTY	
Kleberg CO SO	5
Kingsville PD	17
TX A&M Kingsville PD	1
KNOX COUNTY	
Knox CO SO	5
Knox City PD	0
Munday PD	0

AGENCY	INCIDENTS
LAMAR COUNTY	
Lamar CO SO	6
Paris PD	42
Paris Jr Coll	1
Reno PD	2
LAMB COUNTY	
Lamb CO SO	7
Littlefield PD	3
Olton PD	0
LAMPASAS COUNTY	
Lampasas CO SO	1
Lampasas PD	14
LA SALLE COUNTY	
La Salle CO SO	3
Encinal PD	0
LAVACA COUNTY	
Lavaca CO SO	1
Hallettsville PD	1
Shiner PD	0
Yoakum PD	5
Moulton PD	0
LEE COUNTY	
Lee CO SO	4
Giddings PD	4
Lexington PD	1
LEON COUNTY	
Leon CO SO	12
Normangee PD	0
LIBERTY COUNTY	
Liberty CO SO	33
Cleveland PD	4
Dayton PD	6
Liberty PD	4
LIMESTONE COUNTY	
Limestone CO SO	6
Groesbeck PD	3
Mexia PD	8
Mexia ISD PD	0
LIPSCOMB COUNTY	
Lipscomb CO SO	1
LIVE OAK COUNTY	
Live Oak CO SO	4
Three Rivers PD	3
George West PD	0
LLANO COUNTY	
Llano CO SO	6
Llano PD	0
Sunrise Beach PD	0
LOVING COUNTY	
Loving CO SO	0
LUBBOCK COUNTY	
Lubbock CO SO	22

AGENCY	INCIDENTS
Idalou PD	0
Lubbock PD	326
Shallowater PD	0
Slaton PD	0
Texas Tech Univ PD	5
Wolfforth PD	1
LYNN COUNTY	
Lynn CO SO	0
Tahoka PD	2
O'Donnell PD	0
MCCULLOCH COUNTY	
McCulloch CO SO	2
Brady PD	2
MCLENNAN COUNTY	
McLennan CO SO	41
Bellmead PD	13
Beverly Hills PD	2
Hewitt PD	10
Lacy-Lakeview PD	7
Lorena PD	1
McGregor PD	3
Robinson PD	2
Waco PD	109
West PD	1
Woodway PD	1
McLennan Com Coll PD	0
Riesel PD	0
TSTC Waco PD	2
Baylor Univ PD	2
MCMULLEN COUNTY	
McMullen CO SO	0
MADISON COUNTY	
Madison CO SO	3
Madisonville PD	8
MARION COUNTY	
Marion CO SO	0
Jefferson PD	1
MARTIN COUNTY	
Martin CO SO	0
Stanton PD	0
MASON COUNTY	
Mason CO SO	1
MATAGORDA COUNTY	
Matagorda CO SO	7
Bay City PD	24
Palacios PD	2
Bay City ISD PD	1
MAVERICK COUNTY	
Maverick CO SO	8
Eagle Pass PD	8
MEDINA COUNTY	
Medina CO SO	15
Castroville PD	0
Devine PD	5

AGENCY	INCIDENTS
Hondo PD	3
Natalia PD	0
MENARD COUNTY	
Menard CO SO	0
MIDLAND COUNTY	
Midland CO SO	7
Midland PD	122
Midland ISD PD	0
MILAM COUNTY	
Milam CO SO	4
Cameron PD	0
Rockdale PD	3
Thorndale PD	0
MILLS COUNTY	
Mills CO SO	1
MITCHELL COUNTY	
Mitchell CO SO	0
Colorado City PD	0
MONTAGUE COUNTY	
Montague CO SO	5
Bowie PD	4
Nocona PD	0
MONTGOMERY COUNTY	
Montgomery CO SO	157
Conroe PD	46
Splendora PD	1
Roman Forest PD	1
Patton Village PD	1
Magnolia PD	2
Shenandoah PD	3
Willis PD	6
Stagecoach PD	0
Oak Ridge North PD	2
Montgomery PD	0
Woodbranch PD	0
Conroe ISD PD	0
MOORE COUNTY	
Moore CO SO	0
Dumas PD	17
Cactus PD	0
MORRIS COUNTY	
Morris CO SO	2
Daingerfield PD	0
Lone Star PD	2
Omaha PD	0
Naples PD	2
MOTLEY COUNTY	
Motley CO SO	0
NACOGDOCHES COUNTY	
Nacogdoches CO SO	14
Nacogdoches PD	17
Stephen F. Austin Univ PD	2

AGENCY	INCIDENTS
NAVARRO COUNTY	
Navarro CO SO	12
Corsicana PD	24
NEWTON COUNTY	
Newton CO SO	2
NOLAN COUNTY	
Nolan CO SO	4
Sweetwater PD	0
TSTC - Sweetwater PD	0
NUECES COUNTY	
Nueces CO SO	14
Bishop PD	1
Corpus Christi PD	474
Port Aransas PD	9
TX A&M Univ Corp Christi PD	0
Driscoll PD	1
OCHILTREE COUNTY	
Ochiltree CO SO	8
Perryton PD	3
OLDHAM COUNTY	
Oldham CO SO	0
ORANGE COUNTY	
Orange CO SO	17
Bridge City PD	4
Orange PD	33
Pinehurst PD	0
Vidor PD	11
West Orange PD	4
PALO PINTO COUNTY	
Palo Pinto CO SO	5
Mineral Wells PD	10
PANOLA COUNTY	
Panola CO SO	1
Carthage PD	3
PARKER COUNTY	
Parker CO SO	10
Weatherford PD	24
Springtown PD	3
Willow Park PD	1
PARMER COUNTY	
Parmer CO SO	0
Bovina PD	0
Friona PD	4
Farwell PD	0
PECOS COUNTY	
Pecos CO SO	2
Fort Stockton PD	6
POLK COUNTY	
Polk CO SO	38
Livingston PD	3
Corrigan PD	2
Onalaska PD	1

AGENCY	INCIDENTS
POTTER COUNTY	
Potter CO SO	7
Amarillo PD	219
Amarillo College PD	0
Amarillo Airport PD	0
PRESIDIO COUNTY	
Presidio CO SO	0
Presidio PD	2
RAINS COUNTY	
Rains CO SO	0
RANDALL COUNTY	
Randall CO SO	22
Canyon PD	7
West Texas A&M Univ PD	3
REAGAN COUNTY	
Reagan CO SO	0
REAL COUNTY	
Real CO SO	1
RED RIVER COUNTY	
Red River CO SO	12
Clarksville PD	2
Bogota PD	3
REEVES COUNTY	
Reeves CO SO	0
Pecos PD	5
REFUGIO COUNTY	
Refugio CO SO	0
Refugio PD	0
ROBERTS COUNTY	
Roberts CO SO	2
ROBERTSON COUNTY	
Robertson CO SO	6
Bremond PD	0
Calvert PD	0
Hearne PD	3
ROCKWALL COUNTY	
Rockwall CO SO	4
Rockwall PD	8
Royse City PD	3
Heath PD	1
RUNNELS COUNTY	
Runnels CO SO	0
Ballinger PD	3
Winters PD	1
RUSK COUNTY	
Rusk CO SO	14
Henderson PD	11
Overton PD	0
Tatum PD	0
SABINE COUNTY	
Sabine CO SO	7
Hemphill PD	1

AGENCY	INCIDENTS
SAN AUGUSTINE COUNTY	
San Augustine CO SO	1
San Augustine PD	1
SAN JACINTO COUNTY	
San Jacinto CO SO	25
SAN PATRICIO COUNTY	
San Patricio CO SO	9
Ingleside PD	5
Portland PD	5
Sinton PD	0
Aransas Pass PD	10
Taft PD	0
Gregory PD	0
Taft ISD PD	0
SAN SABA COUNTY	
San Saba CO SO	0
San Saba PD	2
SCHLEICHER COUNTY	
Schleicher CO SO	0
SCURRY COUNTY	
Scurry CO SO	2
Snyder PD	1
SHACKELFORD COUNTY	
Shackelford CO SO	2
SHELBY COUNTY	
Shelby CO SO	11
Center PD	6
SHERMAN COUNTY	
Sherman CO SO	0
Stratford PD	1
SMITH COUNTY	
Smith CO SO	27
Arp PD	0
Lindale PD	2
Tyler PD	90
Whitehouse PD	4
Tyler Jr College PD	1
UT Tyler PD	0
UT H.S.C.Tyler PD	0
Bullard PD	1
SOMERVELL COUNTY	
Somervell CO SO	3
STARR COUNTY	
Starr CO SO	9
La Grulla PD	1
Rio Grande City PD	0
Roma PD	3
Rio Grande City ISD PD	0
STEPHENS COUNTY	
Stephens CO SO	4
Breckenridge PD	6
STERLING COUNTY	
Sterling CO SO	0

AGENCY	INCIDENTS
STONEWALL COUNTY	
Stonewall CO SO	0
SUTTON COUNTY	
Sutton CO SO	0
Sonora PD	0
SWISHER COUNTY	
Swisher CO SO	2
Kress PD	0
Tulia PD	1
TARRANT COUNTY	
Tarrant CO SO	29
Arlington PD	336
Azle PD	13
Bedford PD	24
Benbrook PD	11
Blue Mound PD	1
Crowley PD	2
Dalworthington Gardens PD	0
Eules PD	37
Everman PD	7
Forest Hill PD	2
Fort Worth PD	889
Grapevine PD	8
Haltom City PD	41
Hurst PD	43
Kennedale PD	5
Lakeside PD	0
Lake Worth PD	4
Mansfield PD	9
No Richland Hills PD	55
Richland Hills PD	3
River Oaks PD	3
Saginaw PD	17
Sansom Park Village PD	5
Watauga PD	14
Westover Hills PD	0
Westworth PD	0
White Settlement PD	4
Keller PD	13
Pantego PD	0
Southlake PD	14
UT Arlington PD	1
D/FW Airport PD	2
Texas Christian Univ PD	5
Colleyville PD	6
Pelican Bay PD	1
UNT Hth Sci Ctr PD	0
Tarrant Co Hosp Dist PD	2
TAYLOR COUNTY	
Taylor CO SO	9
Abilene PD	224
Merkel PD	2
Tye PD	0
Hardin-Simmons Univ PD	0
Abilene Christian Univ PD	0
TERRELL COUNTY	
Terrell CO SO	0
TERRY COUNTY	
Terry CO SO	1

AGENCY	INCIDENTS
Brownfield PD	9
THROCKMORTON COUNTY	
Throckmorton CO SO	0
TITUS COUNTY	
Titus CO SO	8
Mount Pleasant PD	18
TOM GREEN COUNTY	
Tom Green CO SO	23
San Angelo PD	101
Angelo St. Univ PD	1
TRAVIS COUNTY	
Travis CO SO	168
Austin PD	390
Manor PD	9
Rollingwood PD	0
West Lake Hills PD	2
UT Austin PD	2
Pflugerville PD	54
Lakeway PD	4
Sunset Valley PD	0
Lago Vista PD	5
Jonestown PD	0
Mustang Ridge PD	0
Austin ISD PD	16
Bee Cave PD	0
Pflugerville ISD PD	1
TRINITY COUNTY	
Trinity CO SO	4
TYLER COUNTY	
Tyler CO SO	21
Woodville PD	1
UPSHUR COUNTY	
Upshur CO SO	23
Big Sandy PD	0
Gilmer PD	10
East Mountain PD	0
UPTON COUNTY	
Upton CO SO	2
UVALDE COUNTY	
Uvalde CO SO	5
Uvalde PD	17
Sabinal PD	3
VAL VERDE COUNTY	
Val Verde CO SO	10
Del Rio PD	32
VAN ZANDT COUNTY	
Van Zandt CO SO	0
Canton PD	0

AGENCY	INCIDENTS
Grand Saline PD	0
Van PD	3
Wills Point PD	0
VICTORIA COUNTY	
Victoria CO SO	48
Victoria PD	65
WALKER COUNTY	
Walker CO SO	10
Huntsville PD	37
WALLER COUNTY	
Waller CO SO	20
Brookshire PD	5
Waller PD	0
Hempstead PD	5
Prairie View PD	2
WARD COUNTY	
Ward CO SO	3
Monahans PD	3
WASHINGTON COUNTY	
Washington CO SO	7
Brenham PD	21
WEBB COUNTY	
Webb CO SO	11
Laredo PD	272
Laredo Community Coll PD	0
TX A&M Internat'l Univ PD	6
United ISD PD	0
Rio Bravo PD	0
WHARTON COUNTY	
Wharton CO SO	20
El Campo PD	16
Wharton PD	1
WHEELER COUNTY	
Wheeler CO SO	3
Shamrock PD	0
WICHITA COUNTY	
Wichita CO SO	9
Burkburnett PD	11
Electra PD	2
Iowa Park PD	3
Wichita Falls PD	155
Midwestern Univ PD	1
WILBARGER COUNTY	
Wilbarger CO SO	0
Vernon PD	22
WILLACY COUNTY	
Willacy CO SO	17
Lyford PD	4

AGENCY	INCIDENTS
Raymondville PD	10
Lyford CISD PD	0
Raymondville ISD PD	0
WILLIAMSON COUNTY	
Williamson CO SO	65
Florence PD	2
Georgetown PD	31
Granger PD	0
Hutto PD	3
Round Rock PD	74
Taylor PD	21
Southwestern Univ PD	0
Cedar Park PD	60
Leander PD	20
Thrall PD	0
Jarrell PD	0
WILSON COUNTY	
Wilson CO SO	12
Floresville PD	2
Poth PD	2
La Vernia PD	0
Floresville ISD PD	0
WINKLER COUNTY	
Winkler CO SO	1
Kermit PD	0
Wink PD	0
WISE COUNTY	
Wise CO SO	14
Bridgeport PD	1
Decatur PD	7
Runaway Bay PD	0
Boyd PD	0
WOOD COUNTY	
Wood CO SO	5
Hawkins PD	1
Mineola PD	2
Quitman PD	2
Winnsboro PD	0
YOAKUM COUNTY	
Yoakum CO SO	1
Denver City PD	3
YOUNG COUNTY	
Young CO SO	6
Graham PD	8
Olney PD	0
ZAPATA COUNTY	
Zapata CO SO	0
ZAVALA COUNTY	
Zavala CO SO	4
Crystal City PD	2