

Chapter 7

SEXUAL ASSAULT

SEXUAL ASSAULT

SEXUAL ASSAULT

In response to a growing concern about sexual assault incidents, the 80th Texas Legislative Session passed HB 76. The Bill requires the Texas DPS to establish guidelines and collect, as part of the UCR Program, data about incidents that contain specific sexual assault offenses. Sexual Assault crime data collection was required to begin in calendar year 2008. Special consideration had to be taken to disseminate the data collection guidelines for Sexual Assault reporting due to the nature of the difference between UCR offense definitions and Texas penal code definitions. In the Texas UCR program, rape is the only offense collected under the crime index, and that limits the reporting to that of only female victims with male offenders. Because there is greater variance in the offenses collected in the compilation of Sexual Assault data, this data collection should in no way be compared to the statistics maintained in the UCR Program.

ANALYSIS

Volume

In 2013, the total number of sexual assault incidents reported in Texas was 17,844. This represented a 0.1 percent increase when compared to 2012. These incidents involved 18,612 victims (down 0.8 percent from 2012) and 18,812 offenders (up 0.5 percent from 2012).

2013 Sexual Assault Quick Stats			
	2013	2012	% Change
Number of Incidents	17,844	17,835	+0.1
Number of Victims	18,612	18,760	-0.8
Number of Offenders	18,812	18,714	+0.5

Victim's Relationship

The most significant number of sexual assault victims (in relation to the offender) were: female acquaintances (15.89%), other female family members (11.2%), female strangers (9.32%), female friends (7.79%), girlfriends (7.42%),

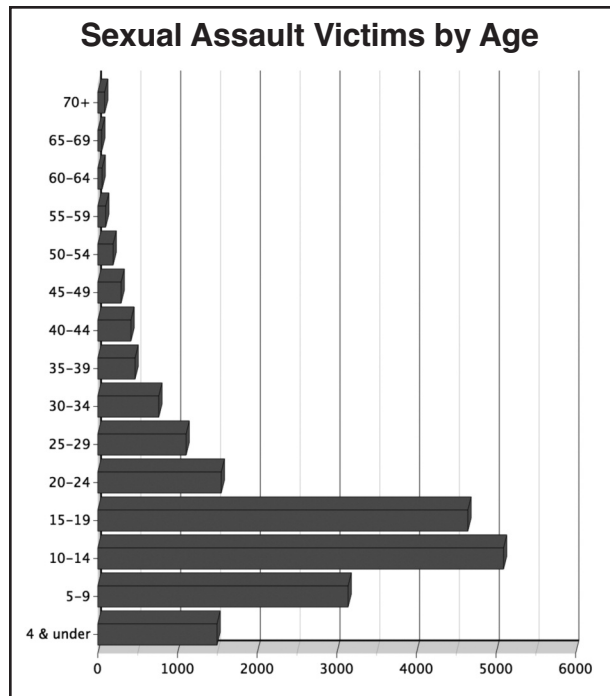
unknown females (6.52%), daughters (5.42%), stepdaughters (5.3%), and otherwise known females (6.77%). Most sexual assault victims were non-family members (55%), while 45% of victims were related to the offender.

Relationship of Victim to Offender			
Type	Group %	Relationship of Victim	% Total
Romantic	11.0	Husband	0.02
		Wife	1.72
		Common-Law Husband	0.00
		Common-Law Wife	0.82
		Ex-Husband	0.01
		Ex-Wife	0.54
		Boyfriend	0.17
		Girlfriend	7.42
		Homosexual Female	0.09
Homosexual Male	0.04		
Parental/Child	15.3	Father	0.02
		Mother	0.10
		Son	1.25
		Daughter	5.42
		Stepfather	0.01
		Stepmother	0.12
		Stepson	0.46
		Stepdaughter	5.30
		Grandfather	0.02
		Grandmother	0.03
		Grandson	0.29
Granddaughter	2.27		
Other Family	19.0	Brother	0.93
		Sister	2.52
		Stepbrother	0.39
		Stepsister	1.23
		Male In-Law	0.04
		Female In-Law	0.44
		Other Male Family Member	2.28
		Other Female Family Member	11.2
		Friend-Male	1.29
Other	54.9	Friend-Female	7.79
		Acquaintance-Male	1.83
		Acquaintance-Female	15.89
		Neighbor (Male & Female)	1.76
		Babysittee	0.64
		Employer	0.08
		Employee	0.27
		Otherwise Known-Male	1.03
		Otherwise Known-Female	6.77
		Stranger-Male	0.71
		Stranger-Female	9.32
		Unknown-Male	1.01
		Unknown-Female	6.52

Victims

Incidents of sexual assault in 2013 involved 18,612 victims. Of the victims whose sex was known, 12 percent were male and 88 percent were female. The age group with the highest number of victims was the 10-to-14 year-old bracket.

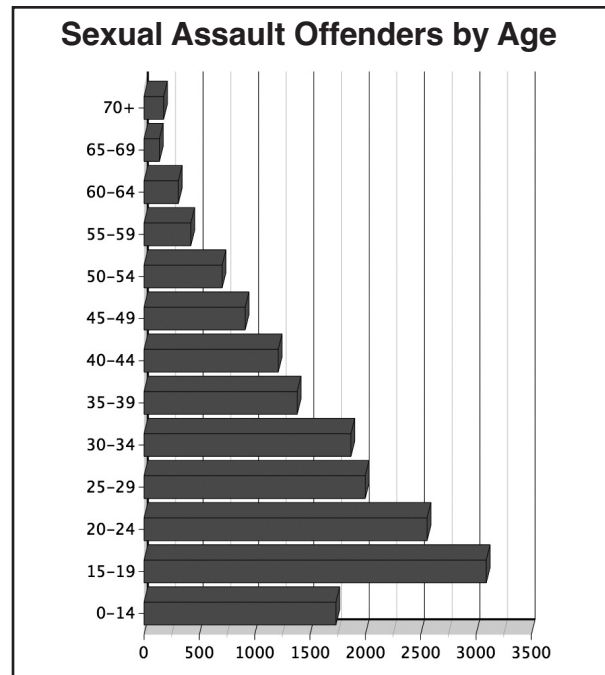
Of the victims whose ethnicity was known, 42 percent were Hispanic and 58 percent were not Hispanic. For the victims whose race was known, 80 percent were White, 19 percent were Black, and 1 percent were American Indian, Alaskan Native, Asian, or Pacific Islander. An examination of offenders by race finds that 88 percent of White victims were female; 88 percent of Black victims were female; 100 percent of American Indian or Alaskan Native victims were female; and 88 percent of Asian or Pacific Islander victims were female.



Offenders

In 2013, 18,812 offenders were involved in incidents of sexual assault. Of the offenders whose sex was known, 96 percent were male and 4 percent were female. The age group showing the highest number of offenders was the 15-to-19 year-old bracket.

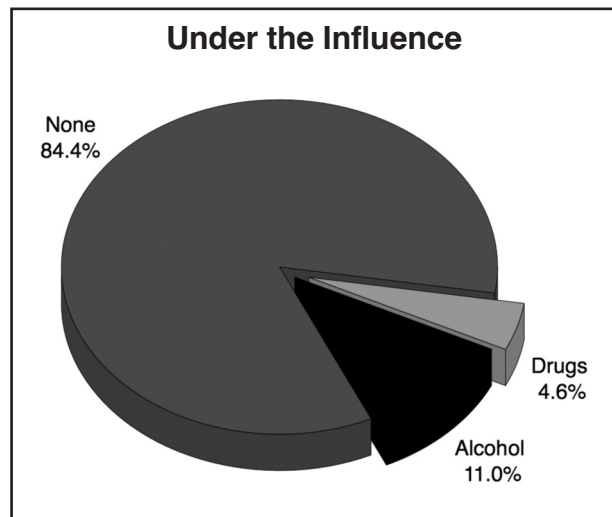
Of the offenders whose ethnicity was known, 44 percent were Hispanic and 56 percent were not Hispanic. Of the offenders whose race was known, 75 percent were White, 24 percent were Black, and 1 percent were American Indian, Alaskan Native, Asian, or Pacific Islander. An examination of offend-



ers by race finds that 96 percent of White offenders were male; 96 percent of Black offenders were male; 87 percent of American Indian or Alaskan Native offenders were male; and 97 percent of Asian or Pacific Islander offenders were male.

Under the Influence

Included in the sexual assault data collection is the determination of whether or not the offender was under the influence of mind-altering substances at the time of the incident. In 84.4% of the incidents, it was reported that neither drugs nor alcohol was involved. Alcohol was involved in 10.9% of the incidents and drugs were involved in 4.6% of the reported incidents.



Offenses

Offense information in the sexual assault data collection program is collected according to Texas Penal codes. Complete offense definitions are available in the appendix to this publication.

Offense information is collected on six sexual assault categories: Continuous Sexual Abuse of Young Child, Indecency with a Child by Contact, Indecency with a Child by Exposure, Sexual Assault, Aggravated Sexual Assault and Sexual Performance by a Child.

Of these six offenses, Sexual Assault accounted for 45 percent of all offenses reported.

Sexual Assault Offenses	
Offense	%
Section 21.02 Continuous Sexual Abuse of Young Child or Children	2.4
Section 21.11(a)(1) Indecency with a Child by Contact	24.3
Section 21.11(a)(2) Indecency with a Child by Exposure	4.8
Section 22.011 Sexual Assault	45
Section 22.021 Aggravated Sexual Assault	22.2
Section 43.25 Sexual Performance by a Child	1.2

Weapons

The most common weapon involved in sexual assault cases was physical force through the use of personal weapons, which accounted for 93 percent of the incidents.

Sexual Assault Weapons	
Weapon	%
Asphyxiation	0.3
Blunt Object	0.5
Drugs	2.4
Firearm	1.4
Knife/ Cutting Instrument	1.2
Personal	93.0
Other	1.2

Location

In 2013, sexual assaults occurred most frequently in residences and homes. Other/Unknown was the second most common location reported.

Sexual Assault Locations		
Locations	Volume	%
Bar/Night Club	94	0.48
Church/Synagogue/Temple	71	0.36
Commercial/Office Building	130	0.66
Construction Site	14	0.07
Convenience Store	24	0.12
Drug Store/Dr's Office/Hospital	93	0.47
Field/Woods	371	1.89
Government/Public Building	50	0.25
Highway/Road/Alley	706	3.59
Hotel/Motel	655	3.33
Jail/Prison	26	0.13
Lake/Waterway	54	0.27
Parking Lot/Garage	445	2.26
Residence/Home	14,675	74.67
School/College	454	2.31
Other/Unknown	1,790	9.11

2013 SEXUAL ASSAULT BY JURISDICTION

AGENCY	INCIDENTS
ANDERSON COUNTY	
Anderson CO SO	30
Palestine PD	11
Frankston PD	4
ANDREWS COUNTY	
Andrews CO SO	1
Andrews PD	20
ANGELINA COUNTY	
Angelina CO SO	12
Diboll PD	5
Huntington PD	3
Lufkin PD	26
Hudson PD	3
ARANSAS COUNTY	
Aransas CO SO	13
Aransas Pass PD	15
Rockport PD	7
Fulton PD	0
ARCHER COUNTY	
Archer CO SO	2
Holliday PD	0
ARMSTRONG COUNTY	
Armstrong CO SO	0
ATACOSA COUNTY	
Atascosa CO SO	8
Lytle PD	0
Pleasanton PD	6
Poteet PD	2
Jourdanton PD	1
AUSTIN COUNTY	
Austin CO SO	6
Bellville PD	1
Sealy PD	5
Wallis PD	2
Sealy ISD PD	0
BAILEY COUNTY	
Bailey CO SO	0
Muleshoe PD	0
BANDERA COUNTY	
Bandera CO SO	16
BASTROP COUNTY	
Bastrop CO SO	50
Bastrop PD	5
Elgin PD	2
Smithville PD	3
BAYLOR COUNTY	
Baylor CO SO	1
Seymour PD	2

AGENCY	INCIDENTS
BEE COUNTY	
Bee CO SO	7
Beeville PD	18
BELL COUNTY	
Bell CO SO	23
Belton PD	24
Harker Heights PD	13
Killeen PD	223
Nolanville PD	6
Temple PD	73
Central Texas College PD	1
Morgans Point Resort PD	1
Killeen ISD PD	2
Troy PD	0
Salado PD	0
Mary Hardin Baylor PD	0
BEXAR COUNTY	
Bexar CO SO	150
San Antonio PD	1573
Alamo Heights PD	2
Balcones Heights PD	1
Castle Hills PD	0
Converse PD	1
Hill Country Village PD	0
Hollywood Park PD	0
Kirby PD	0
Leon Valley PD	11
Olmos Park PD	0
Shavano Park PD	1
Terrell Hills PD	0
Universal City PD	20
Windcrest PD	0
Live Oak PD	7
UT Health Sci Ctr San Antonio PD	0
UT San Antonio PD	1
Judson ISD PD	0
Alamo Community College PD	1
Selma PD	1
Somerset PD	0
Helotes PD	1
Trinity University PD	3
St Mary's Univ PD	1
East Central ISD PD	0
Fair Oaks Ranch PD	0
TAMU San Antonio PD	0
BLANCO COUNTY	
Blanco CO SO	5
Blanco PD	4
Johnson City PD	0
BORDEN COUNTY	
Borden CO SO	0
BOSQUE COUNTY	
Bosque CO SO	5
Clifton PD	2

AGENCY	INCIDENTS
Valley Mills PD	0
Meridian PD	0
BOWIE COUNTY	
Bowie CO SO	46
De Kalb PD	0
Nash PD	1
New Boston PD	7
Texarkana PD	43
Wake Village PD	6
Hooks PD	3
BRAZORIA COUNTY	
Brazoria CO SO	36
Alvin PD	36
Angleton PD	11
Clute PD	2
Danbury PD	1
Freeport PD	7
Lake Jackson PD	8
Manvel PD	0
Pearland PD	28
Richwood PD	4
Sweeny PD	0
West Columbia PD	0
Alvin Community College PD	0
Brazoria PD	2
Brookside Village PD	1
Jones Creek PD	0
Surfside Beach PD	1
Oyster Creek PD	0
Alvin ISD PD	5
Angleton ISD PD	0
Columbia-Brazoria ISD PD	2
BRAZOS COUNTY	
Brazos CO SO	4
Bryan PD	85
College Station PD	39
Texas A&M Univ PD	1
BREWSTER COUNTY	
Brewster CO SO	0
Alpine PD	0
Sul Ross State Univ PD	0
BRISCOE COUNTY	
Briscoe CO SO	0
BROOKS COUNTY	
Brooks CO SO	9
Falfurrias PD	0
BROWN COUNTY	
Brown CO SO	10
Bangs PD	0
Brownwood PD	36
Early PD	2

AGENCY	INCIDENTS
BURLESON COUNTY	
Burleson CO SO	9
Caldwell PD	0
Somerville PD	2
BURNET COUNTY	
Burnet CO SO	10
Burnet PD	5
Marble Falls PD	11
Bertram PD	1
Granite Shoals PD	1
Horseshoe Bay PD	1
CALDWELL COUNTY	
Caldwell CO SO	6
Lockhart PD	16
Luling PD	7
Martindale PD	0
CALHOUN COUNTY	
Calhoun CO SO	2
Port Lavaca PD	12
CALLAHAN COUNTY	
Callahan CO SO	1
Baird PD	1
Clyde PD	1
CAMERON COUNTY	
Cameron CO SO	69
Brownsville PD	183
Combes PD	1
Harlingen PD	47
La Feria PD	0
Los Fresnos PD	4
Port Isabel PD	3
Primera PD	2
Rio Hondo PD	1
San Benito PD	8
Santa Rosa PD	1
UT Brownsville PD	0
South Padre Island PD	14
TSTC Harlingen PD	0
Palm Valley PD	0
Laguna Vista PD	0
Rancho Viejo PD	0
Port Of Brownsville PD	0
CAMP COUNTY	
Camp CO SO	3
Pittsburg PD	2
CARSON COUNTY	
Carson CO SO	2
Panhandle PD	1
CASS COUNTY	
Cass CO SO	13
Atlanta PD	2
Hughes Springs PD	0
Linden PD	0
Queen City PD	3
Bloomburg PD	0
CASTRO COUNTY	
Castro CO SO	0
Dimmitt PD	1

AGENCY	INCIDENTS
CHAMBERS COUNTY	
Chambers CO SO	13
Mont Belvieu PD	3
Barbers Hill ISD PD	0
CHEROKEE COUNTY	
Cherokee CO SO	30
Jacksonville PD	21
CHILDRESS COUNTY	
Childress CO SO	0
CLAY COUNTY	
Clay CO SO	4
COCHRAN COUNTY	
Cochran CO SO	1
COKE COUNTY	
Coke CO SO	3
COLEMAN COUNTY	
Coleman CO SO	1
Coleman PD	2
Santa Anna PD	2
COLLIN COUNTY	
Allen PD	27
Celina PD	2
Farmersville PD	2
Frisco PD	53
McKinney PD	67
Plano PD	130
Prosper PD	8
Wylie PD	6
Princeton PD	5
Melissa PD	1
Murphy PD	4
Parker PD	0
Lavon PD	1
Fairview PD	1
Anna PD	4
COLLINGSWORTH COUNTY	
Collingsworth CO SO	0
COLORADO COUNTY	
Colorado CO SO	5
Columbus PD	0
Eagle Lake PD	0
Weimar PD	2
COMAL COUNTY	
Comal CO SO	38
New Braunfels PD	42
Garden Ridge PD	0
Bulverde PD	1
COMANCHE COUNTY	
Comanche CO SO	2
Comanche PD	10
De Leon PD	1
CONCHO COUNTY	
Concho CO SO	0
Gainesville PD	12
Valley View PD	0
Oak Ridge PD	0

AGENCY	INCIDENTS
CORYELL COUNTY	
Coryell CO SO	1
Copperas Cove PD	42
Gatesville PD	8
COTTLE COUNTY	
Cottle CO SO	0
Paducah PD	1
CHRANE COUNTY	
Crane CO SO	0
Crane PD	2
CROSBY COUNTY	
Crosby CO SO	0
Crosbyton PD	0
Lorenzo PD	1
Ralls PD	0
CULBERSON COUNTY	
Culberson CO SO	0
DALLAM COUNTY	
Dallam CO SO	0
Dalhart PD	7
DALLAS COUNTY	
Dallas CO SO	3
Dallas PD	1224
Addison PD	7
Balch Springs PD	43
Carrollton PD	52
Cedar Hill PD	14
Cockrell Hill PD	0
Coppell PD	10
Desoto PD	33
Duncanville PD	13
Farmers Branch PD	14
Garland PD	206
Grand Prairie PD	155
Highland Park PD	0
Hutchins PD	6
Irving PD	152
Lancaster PD	23
Mesquite PD	59
Richardson PD	30
Sachse PD	10
Seagoville PD	10
University Park PD	2
Wilmer PD	0
UT Med School Dallas PD	1
UT Dallas PD	1
Rowlett PD	23
Richland College PD	0
North Lake College PD	0
Mountain View College PD	0
Brookhaven College PD	0
Glenn Heights PD	9
Dallas CO Hospital Dist PD	1
Baylor Health Care Sys PD	1
So Methodist Univ PD	3
Ovilla PD	0
Cedar Hill ISD PD	0
DAWSON COUNTY	
Dawson CO SO	0
Lamesa PD	6

AGENCY INCIDENTS

DEAF SMITH COUNTY

Deaf Smith CO SO 5
Hereford PD 21

DELTA COUNTY

Delta CO SO 1

DENTON COUNTY

Denton CO SO 71
Argyle PD 0
Denton PD 121
Lake Dallas PD 3
Lewisville PD 68
Pilot Point PD 0
Sanger PD 7
Texas Woman's Univ PD 0
Univ Of North Texas PD 2
Flower Mound PD 4
Little Elm PD 15
Aubrey PD 1
The Colony PD 21
Highland Village PD 1
Corinth PD 1
Double Oak PD 0
Hickory Creek PD 0
Roanoke PD 1
Trophy Club PD 4
Ponder PD 0
Northlake PD 0

DEWITT COUNTY

Dewitt CO SO 0
Cuero PD 1
Yorktown PD 6

DICKENS COUNTY

Dickens CO SO 0
Spur PD 0

DIMMIT COUNTY

Dimmit CO SO 6

DONLEY COUNTY

Donley CO SO 2

DUVAL COUNTY

Duval CO SO 1
San Diego PD 0
Freer PD 5

EASTLAND COUNTY

Eastland CO SO 1
Cisco PD 2
Eastland PD 3
Gorman PD 0
Ranger PD 2

ECTOR COUNTY

Ector CO SO 21
Odessa PD 99
UT Permian Basin PD 0
Ector CO ISD PD 1

EDWARDS COUNTY

Edwards CO SO 0

AGENCY INCIDENTS

ELLIS COUNTY

Ellis CO SO 13
Ennis PD 0
Ferris PD 4
Italy PD 2
Midlothian PD 8
Palmer PD 0
Red Oak PD 4
Waxahachie PD 13

EL PASO COUNTY

El Paso CO SO 36
Anthony PD 0
El Paso PD 545
UT El Paso PD 1
El Paso Comm College PD 0
Clint PD 0
El Paso ISD PD 0
Horizon City PD 6
Socorro PD 7
Socorro ISD PD 0

ERATH COUNTY

Erath CO SO 8
Dublin PD 0
Stephenville PD 10
Tarleton State Univ PD 3

FALLS COUNTY

Falls CO SO 0
Marlin PD 6

FANNIN COUNTY

Fannin CO SO 11
Bonham PD 18

FAYETTE COUNTY

Fayette CO SO 1
La Grange PD 0
Schulenburg PD 0
Flatonia PD 0

FISHER COUNTY

Fisher CO SO 1

FLOYD COUNTY

Floyd CO SO 1
Floydada PD 0

FOARD COUNTY

Foard CO SO 0
Crowell PD 0

FORT BEND COUNTY

Fort Bend CO SO 174
Missouri City PD 8
Richmond PD 11
Rosenberg PD 28
Stafford PD 21
Sugar Land PD 6
Needville PD 3
Arcola PD 1
Meadows Place PD 2
Fort Bend ISD PD 1

AGENCY INCIDENTS

FRANKLIN COUNTY

Franklin CO SO 1

FREESTONE COUNTY

Freestone CO SO 9
Fairfield PD 2
Teague PD 2
Wortham PD 1

FRIO COUNTY

Frio CO SO 1
Pearsall PD 9
Dilley PD 4

GAINES COUNTY

Gaines CO SO 1
Seagraves PD 0
Seminole PD 5

GALVESTON COUNTY

Galveston CO SO 11
Dickinson PD 16
Friendswood PD 5
Galveston PD 88
Hitchcock PD 0
Kemah PD 0
La Marque PD 5
League City PD 44
Texas City PD 8
UTmb-Galveston PD 0
TX A&M Galveston PD 0
Jamaica Beach PD 0
Santa Fe PD 8
Bayou Vista PD 0
College Of The Mainland PD 1
Galveston ISD PD 0

GARZA COUNTY

Garza CO SO 2

GILLESPIE COUNTY

Gillespie CO SO 2
Fredericksburg PD 1

GLASSCOCK COUNTY

Glasscock CO SO 0

GOLIAD COUNTY

Goliad CO SO 2

GONZALES COUNTY

Gonzales CO SO 3
Gonzales PD 15
Nixon PD 0
Waelder PD 1

GRAY COUNTY

Gray CO SO 0
Pampa PD 9

GRAYSON COUNTY

Grayson CO SO 14
Collinsville PD 1
Denison PD 25
Pottsboro PD 5
Sherman PD 35
Van Alstyne PD 0
Whitesboro PD 1

AGENCY	INCIDENTS
Whitewright PD	0
Howe PD	1
Grayson CO College PD	0
Austin College PD	0
Tioga PD	1
Southmayd PD	0
GREGG COUNTY	
Gregg CO SO	25
Gladewater PD	4
Kilgore PD	22
Longview PD	60
White Oak PD	5
GRIMES COUNTY	
Grimes CO SO	18
Navasota PD	2
GUADALUPE COUNTY	
Guadalupe CO SO	33
Schertz PD	13
Seguin PD	28
Cibolo PD	13
HALE COUNTY	
Hale CO SO	4
Abernathy PD	0
Hale Center PD	0
Plainview PD	4
HALL COUNTY	
Hall CO SO	0
Memphis PD	3
HAMILTON COUNTY	
Hamilton CO SO	6
HANSFORD COUNTY	
Hansford CO SO	1
Gruver PD	0
Spearman PD	2
HARDEMAN COUNTY	
Hardeman CO SO	1
Chillicothe PD	1
HARDIN COUNTY	
Hardin CO SO	19
Kountze PD	2
Silsbee PD	3
Sour Lake PD	1
Lumberton PD	11
HARRIS COUNTY	
Harris CO SO	455
Houston PD	1193
Baytown PD	50
Bellaire PD	0
Deer Park PD	32
Galena Park PD	9
Humble PD	8
Jacinto City PD	2
Jersey Village PD	5
La Porte PD	54
Pasadena PD	199
Seabrook PD	0
Shoreacres PD	0

AGENCY	INCIDENTS
South Houston PD	16
Southside Place PD	0
Spring Valley PD	0
Tomball PD	2
Memorial Village PD	2
Webster PD	7
West University PD	1
Katy PD	6
Nassau Bay PD	8
UT Houston PD	1
Univ Of Houston PD	3
Texas So Univ PD	3
Rice University PD	1
Univ Houston Clearlake PD	0
Hedwig Village PD	0
Univ Houston Downtown PD	0
Houston Comm College PD	0
Houston Metro Transit PD	0
Klein ISD PD	0
Houston Baptist Univ PD	0
Lakeview PD	0
Katy ISD PD	4
Port Of Houston PD	0
Spring Branch ISD PD	0
Spring ISD PD	7
Pasadena ISD PD	0
Aldine ISD PD	1
Humble ISD PD	0
HARRISON COUNTY	
Harrison CO SO	0
Hallsville PD	0
Marshall PD	18
Hallsville ISD PD	0
HARTLEY COUNTY	
Hartley CO SO	0
HASKELL COUNTY	
Haskell CO SO	2
Haskell PD	0
HAYS COUNTY	
Hays CO SO	13
San Marcos PD	33
Texas State Univ PD	0
Kyle PD	2
Buda PD	1
HEMPHILL COUNTY	
Hemphill CO SO	2
HENDERSON COUNTY	
Henderson CO SO	47
Athens PD	3
Malakoff PD	3
Seven Points PD	1
Gun Barrel City PD	3
Tool PD	0
HIDALGO COUNTY	
Hidalgo CO SO	142
Alamo PD	22
Donna PD	17
Edcouch PD	0
Edinburg PD	84
Elsa PD	4

AGENCY	INCIDENTS
Hidalgo PD	4
La Villa PD	0
Mc Allen PD	87
Mercedes PD	9
Mission PD	14
Pharr PD	73
San Juan PD	9
Weslaco PD	13
La Joya PD	0
UT Pan American PD	1
Palmview PD	4
Alton PD	7
Progreso PD	1
Edinburg CISD PD	0
Penitas PD	9
Sullivan City PD	2
Palmhurst PD	0
HILL COUNTY	
Hill CO SO	9
Hillsboro PD	11
Hubbard PD	0
Itasca PD	0
Whitney PD	2
HOCKLEY COUNTY	
Hockley CO SO	4
Levelland PD	13
South Plains College PD	0
HOOD COUNTY	
Hood CO SO	6
Granbury PD	9
Tolar PD	0
HOPKINS COUNTY	
Hopkins CO SO	6
Cumby PD	0
Sulphur Springs PD	24
HOUSTON COUNTY	
Houston CO SO	2
Crockett PD	2
Grapeland PD	0
HOWARD COUNTY	
Howard CO SO	2
Big Spring PD	26
HUDSPETH COUNTY	
Hudspeth CO SO	3
HUNT COUNTY	
Hunt CO SO	40
Commerce PD	14
Greenville PD	20
Wolfe City PD	0
Tex A&M-Commerce PD	2
Caddo Mills PD	0
West Tawakoni PD	0
HUTCHINSON COUNTY	
Hutchinson CO SO	14
Borger PD	1
IRION COUNTY	
Irion CO SO	2

AGENCY	INCIDENTS
JACK COUNTY	
Jack CO SO	6
Jacksboro PD	0
JACKSON COUNTY	
Jackson CO SO	2
Edna PD	2
Ganado PD	1
JASPER COUNTY	
Jasper CO SO	25
Jasper PD	10
Kirbyville PD	0
JEFF DAVIS COUNTY	
Jeff Davis CO SO	0
JEFFERSON COUNTY	
Jefferson CO SO	16
Beaumont PD	145
Groves PD	10
Nederland PD	11
Port Arthur PD	78
Port Neches PD	1
Lamar University PD	2
JIM HOGG COUNTY	
Jim Hogg CO SO	0
JIM WELLS COUNTY	
Jim Wells CO SO	7
Alice PD	35
Premont PD	1
Orange Grove PD	0
JOHNSON COUNTY	
Johnson CO SO	42
Alvarado PD	2
Burleson PD	24
Cleburne PD	38
Joshua PD	1
Keene PD	0
Venus PD	0
Godley PD	0
JONES COUNTY	
Jones CO SO	0
Anson PD	4
Hamlin PD	1
Stamford PD	1
Hawley PD	1
KARNES COUNTY	
Karnes CO SO	0
Karnes City PD	0
Kenedy PD	5
KAUFMAN COUNTY	
Kaufman CO SO	62
Forney PD	16
Kaufman PD	3
Terrell PD	14
Crandall PD	0
KENDALL COUNTY	
Kendall CO SO	4
Boerne PD	2

AGENCY	INCIDENTS
KENEDY COUNTY	
Kenedy CO SO	4
KENT COUNTY	
Kent CO SO	3
KERR COUNTY	
Kerr CO SO	47
Kerrville PD	31
Ingram PD	2
KIMBLE COUNTY	
Kimble CO SO	3
Junction PD	2
KING COUNTY	
King CO SO	0
KINNEY COUNTY	
Kinney CO SO	0
KLEBERG COUNTY	
Kleberg CO SO	1
Kingsville PD	14
TX A&M Kingsville PD	1
KNOX COUNTY	
Knox CO SO	1
Munday PD	1
LAMAR COUNTY	
Lamar CO SO	0
Paris PD	71
Paris Jr College	0
Reno PD	0
LAMB COUNTY	
Lamb CO SO	2
Littlefield PD	3
Olton PD	1
LAMPASAS COUNTY	
Lampasas CO SO	3
Lampasas PD	11
Lometa PD	0
LA SALLE COUNTY	
La Salle CO SO	0
LAVACA COUNTY	
Lavaca CO SO	1
Hallettsville PD	2
Yoakum PD	6
Moulton PD	1
LEE COUNTY	
Lee CO SO	6
Giddings PD	6
Lexington PD	2
LEON COUNTY	
Leon CO SO	14
Jewett PD	0
LIBERTY COUNTY	
Liberty CO SO	44
Cleveland PD	1
Dayton PD	7
Liberty PD	9

AGENCY	INCIDENTS
LIMESTONE COUNTY	
Limestone CO SO	5
Groesbeck PD	2
Mexia PD	6
Mexia ISD PD	1
LIPSCOMB COUNTY	
Lipscomb CO SO	1
LIVE OAK COUNTY	
Live Oak CO SO	5
Three Rivers PD	1
LLANO COUNTY	
Llano CO SO	11
Llano PD	0
Sunrise Beach PD	0
LOVING COUNTY	
Loving CO SO	0
LUBBOCK COUNTY	
Lubbock CO SO	35
Idalou PD	0
Lubbock PD	295
Shallowater PD	0
Slaton PD	6
Texas Tech Univ PD	6
Wolfforth PD	0
Ransom Canyon PD	0
New Deal PD	0
LYNN COUNTY	
Lynn CO SO	0
Tahoka PD	2
O'Donnell PD	0
MCCULLOCH COUNTY	
McCulloch CO SO	1
Brady PD	4
MCLENNAN COUNTY	
McLennan CO SO	36
Bellmead PD	18
Beverly Hills PD	2
Hewitt PD	7
Lacy-Lakeview PD	14
Lorena PD	0
McGregor PD	0
Robinson PD	4
Waco PD	103
West PD	4
Woodway PD	4
McLennan Comm College PD	0
Riesel PD	0
TSTC Waco PD	0
Baylor Univ PD	4
MCMULLEN COUNTY	
McMullen CO SO	0
MADISON COUNTY	
Madison CO SO	0
Madisonville PD	0
MARION COUNTY	
Marion CO SO	9
Jefferson PD	3

AGENCY	INCIDENTS
MARTIN COUNTY	
Martin CO SO	0
Stanton PD	1
MASON COUNTY	
Mason CO SO	1
MATAGORDA COUNTY	
Matagorda CO SO	10
Bay City PD	26
Palacios PD	1
Bay City ISD PD	0
MAVERICK COUNTY	
Maverick CO SO	6
Eagle Pass PD	5
MEDINA COUNTY	
Medina CO SO	11
Castroville PD	2
Devine PD	0
Hondo PD	5
MENARD COUNTY	
Menard CO SO	1
MIDLAND COUNTY	
Midland CO SO	5
Midland PD	130
Midland ISD PD	0
MILAM COUNTY	
Milam CO SO	7
Cameron PD	4
Rockdale PD	3
Thorndale PD	0
MILLS COUNTY	
Mills CO SO	4
MITCHELL COUNTY	
Mitchell CO SO	1
Colorado City PD	5
MONTAGUE COUNTY	
Montague CO SO	4
Bowie PD	5
Nocona PD	0
MONTGOMERY COUNTY	
Montgomery CO SO	225
Conroe PD	40
Splendora PD	0
Roman Forest PD	0
Magnolia PD	0
Shenandoah PD	0
Willis PD	6
Stagecoach PD	0
Oak Ridge North PD	0
Montgomery PD	0
Woodbranch PD	0
Conroe ISD PD	4
MOORE COUNTY	
Moore CO SO	2
Dumas PD	16
Cactus PD	1

AGENCY	INCIDENTS
MORRIS COUNTY	
Morris CO SO	3
Daingerfield PD	0
Lone Star PD	2
Omaha PD	0
Naples PD	0
MOTLEY COUNTY	
Motley CO SO	0
NACOGDOCHES COUNTY	
Nacogdoches CO SO	15
Nacogdoches PD	0
Stephen F. Austin Univ PD	2
NAVARRO COUNTY	
Navarro CO SO	4
Corsicana PD	31
NEWTON COUNTY	
Newton CO SO	1
NOLAN COUNTY	
Nolan CO SO	2
Roscoe PD	0
Sweetwater PD	15
TSTC - Sweetwater PD	0
NUECES COUNTY	
Nueces CO SO	10
Bishop PD	0
Corpus Christi PD	526
Robstown PD	13
Port Aransas PD	5
TX A&M Univ Corpus Christi PD	0
Driscoll PD	0
OCHILTREE COUNTY	
Ochiltree CO SO	1
Perryton PD	1
OLDHAM COUNTY	
Oldham CO SO	1
ORANGE COUNTY	
Orange CO SO	9
Bridge City PD	5
Orange PD	17
Pinehurst PD	0
Vidor PD	2
West Orange PD	2
Rose City PD	0
PALO PINTO COUNTY	
Palo Pinto CO SO	3
Mineral Wells PD	10
PANOLA COUNTY	
Panola CO SO	3
Carthage PD	9
PARKER COUNTY	
Parker CO SO	4
Weatherford PD	15
Springtown PD	1
Hudson Oaks PD	1
Willow Park PD	1

AGENCY	INCIDENTS
PARMER COUNTY	
Parmer CO SO	0
Bovina PD	1
Friona PD	2
Farwell PD	1
PECOS COUNTY	
Pecos CO SO	0
Fort Stockton PD	15
POLK COUNTY	
Polk CO SO	43
Livingston PD	8
Corrigan PD	1
Onalaska PD	3
POTTER COUNTY	
Potter CO SO	11
Amarillo PD	256
Amarillo College PD	0
Amarillo Airport PD	0
PRESIDIO COUNTY	
Presidio CO SO	0
Presidio PD	0
RAINS COUNTY	
Rains CO SO	1
RANDALL COUNTY	
Randall CO SO	17
Canyon PD	4
West Texas A & M Univ PD	2
REAGAN COUNTY	
Reagan CO SO	0
REAL COUNTY	
Real CO SO	1
RED RIVER COUNTY	
Red River CO SO	5
Clarksville PD	2
Bogota PD	2
REEVES COUNTY	
Reeves CO SO	1
Pecos PD	3
REFUGIO COUNTY	
Refugio CO SO	1
Refugio PD	0
ROBERTS COUNTY	
Roberts CO SO	1
ROBERTSON COUNTY	
Robertson CO SO	7
Bremond PD	0
Calvert PD	2
Hearne PD	2
ROCKWALL COUNTY	
Rockwall CO SO	6
Rockwall PD	9
Royse City PD	2
Heath PD	3

AGENCY	INCIDENTS
RUNNELS COUNTY	
Runnels CO SO	0
Ballinger PD	1
Winters PD	0
RUSK COUNTY	
Rusk CO SO	8
Henderson PD	25
Overton PD	2
Tatum PD	0
SABINE COUNTY	
Sabine CO SO	5
Hemphill PD	0
SAN AUGUSTINE COUNTY	
San Augustine CO SO	4
San Augustine PD	1
SAN JACINTO COUNTY	
San Jacinto CO SO	20
SAN PATRICIO COUNTY	
San Patricio CO SO	8
Ingleside PD	2
Mathis PD	3
Portland PD	9
Sinton PD	0
Taft PD	4
Gregory PD	1
Taft ISD PD	0
SAN SABA COUNTY	
San Saba CO SO	2
San Saba PD	2
SCHLEICHER COUNTY	
Schleicher CO SO	0
SCURRY COUNTY	
Scurry CO SO	6
Snyder PD	6
SHACKELFORD COUNTY	
Shackelford CO SO	2
SHELBY COUNTY	
Shelby CO SO	6
Center PD	6
Timpson PD	0
SHERMAN COUNTY	
Sherman CO SO	0
Stratford PD	0
SMITH COUNTY	
Smith CO SO	32
Arp PD	0
Lindale PD	2
Tyler PD	97
Whitehouse PD	9
Tyler Jr College PD	0
UT Tyler PD	0
UT Health Sci Ctr Tyler PD	0
Bullard PD	0
SOMERVELL COUNTY	
Somervell CO SO	5

AGENCY	INCIDENTS
STARR COUNTY	
Starr CO SO	2
La Grulla PD	1
Rio Grande City PD	5
Roma PD	9
Rio Grande City ISD PD	6
STEPHENS COUNTY	
Stephens CO SO	1
Breckenridge PD	8
STERLING COUNTY	
Sterling CO SO	0
STONEWALL COUNTY	
Stonewall CO SO	0
SUTTON COUNTY	
Sutton CO SO	0
Sonora PD	2
SWISHER COUNTY	
Swisher CO SO	0
Kress PD	0
Tulia PD	2
TARRANT COUNTY	
Tarrant CO SO	18
Arlington PD	258
Azle PD	8
Bedford PD	21
Benbrook PD	8
Blue Mound PD	1
Crowley PD	4
Dalworthington Gardens PD	0
Eules PD	21
Everman PD	4
Forest Hill PD	1
Fort Worth PD	898
Grapevine PD	11
Haltom City PD	25
Hurst PD	25
Kennedale PD	2
Lakeside PD	0
Lake Worth PD	1
Mansfield PD	25
North Richland Hills PD	37
Richland Hills PD	3
River Oaks PD	1
Saginaw PD	13
Sansom Park Village PD	4
Watauga PD	10
Westover Hills PD	0
Westworth PD	0
White Settlement PD	4
Keller PD	10
Pantego PD	0
Southlake PD	8
UT Arlington PD	7
D/FW Airport PD	0
Texas Christian Univ PD	8
Colleyville PD	0
United Health Sci Ctr PD	0
Tarrant Co Hospital Dist PD	0

AGENCY	INCIDENTS
TAYLOR COUNTY	
Taylor CO SO	7
Abilene PD	187
Merkel PD	0
Tye PD	2
Hardin Simmons Univ PD	0
Abilene Christian Univ	0
TERRELL COUNTY	
Terrell CO SO	0
TERRY COUNTY	
Terry CO SO	0
Brownfield PD	0
THROCKMORTON COUNTY	
Throckmorton CO SO	0
TITUS COUNTY	
Titus CO SO	11
Mount Pleasant PD	10
TOM GREEN COUNTY	
Tom Green CO SO	19
San Angelo PD	75
Angelo State Univ PD	0
TRAVIS COUNTY	
Travis CO SO	155
Austin PD	323
Manor PD	2
Rollingwood PD	0
UT Austin PD	1
Pflugerville PD	18
Lakeway PD	3
Sunset Valley PD	0
Lago Vista PD	9
Jonestown PD	1
Mustang Ridge PD	0
Austin ISD PD	15
Bee Cave PD	0
Pflugerville ISD PD	1
TRINITY COUNTY	
Trinity CO SO	5
Trinity PD	1
TYLER COUNTY	
Tyler CO SO	6
Woodville PD	3
UPSHUR	
Upshur CO SO	25
Big Sandy PD	1
Gilmer PD	6
East Mountain PD	1
UPTON COUNTY	
Upton CO SO	0
UVALDE COUNTY	
Uvalde CO SO	5
Uvalde PD	10
Sabinal PD	0
VAL VERDE COUNTY	
Val Verde CO SO	2
Del Rio PD	31

AGENCY	INCIDENTS
VAN ZANDT COUNTY	
Van Zandt CO SO	13
Canton PD	0
Van PD	0
Wills Point PD	0
VICTORIA COUNTY	
Victoria CO SO	27
Victoria PD	67
WALKER COUNTY	
Walker CO SO	14
Huntsville PD	37
WALLER COUNTY	
Waller CO SO	6
Brookshire PD	6
Waller PD	0
Hempstead PD	4
Prairie View A&M Univ PD	5
WARD COUNTY	
Ward CO SO	6
Monahans PD	4
WASHINGTON COUNTY	
Washington CO SO	5
Brenham PD	15
WEBB COUNTY	
Webb CO SO	10
Laredo PD	277
Laredo Community College PD	1
TX A&M International Univ PD	1
United ISD PD	0
WHARTON COUNTY	
Wharton CO SO	12
El Campo PD	12
Wharton PD	2

AGENCY	INCIDENTS
WHEELER COUNTY	
Wheeler CO SO	4
Shamrock PD	0
WICHITA COUNTY	
Wichita CO SO	6
Burkburnett PD	11
Electra PD	3
Iowa Park PD	4
Wichita Falls PD	169
Midwestern Univ PD	0
WILBARGER COUNTY	
Wilbarger CO SO	0
Vernon PD	9
WILLACY COUNTY	
Willacy CO SO	3
Lyford PD	0
Raymondville PD	7
Lyford CISD PD	0
Raymondville ISD PD	0
WILLIAMSON COUNTY	
Williamson CO SO	72
Florence PD	1
Georgetown PD	25
Granger PD	0
Hutto PD	2
Round Rock PD	49
Taylor PD	13
Southwestern Univ PD	0
Cedar Park PD	33
Leander PD	18
Thrall PD	0
Jarrell PD	0
WILSON COUNTY	
Wilson CO SO	4
Floresville PD	1

AGENCY	INCIDENTS
Poth PD	1
La Vernia PD	0
Floresville ISD PD	0
WINKLER COUNTY	
Winkler CO SO	2
Kermit PD	0
Wink PD	0
WISE COUNTY	
Wise CO SO	22
Bridgeport PD	0
Decatur PD	7
Runaway Bay PD	0
WOOD COUNTY	
Wood CO SO	1
Hawkins PD	4
Mineola PD	2
Quitman PD	2
Winnsboro PD	3
YOAKUM COUNTY	
Yoakum CO SO	3
Denver City PD	2
YOUNG COUNTY	
Young CO SO	8
Graham PD	7
Olney PD	0
ZAPATA COUNTY	
Zapata CO SO	22
ZAVALA COUNTY	
Zavala CO SO	0
Crystal City PD	1