

**Chapter  
8**

**LAW ENFORCEMENT  
PERSONNEL**

---

# LAW ENFORCEMENT PERSONNEL

# 8

## LAW ENFORCEMENT PERSONNEL DATA

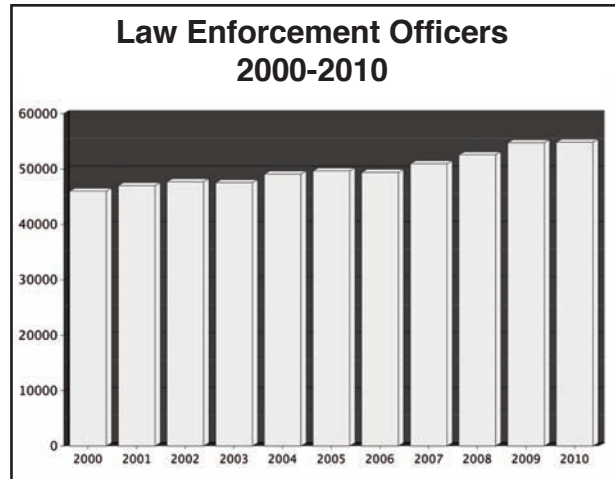
The Texas Uniform Crime Reporting program collects pertinent data relating to the police agencies of the state. Information regarding law enforcement employee strength, employment trends, law officers assaulted or killed in the line of duty is discussed in this section.

### Commissioned Personnel

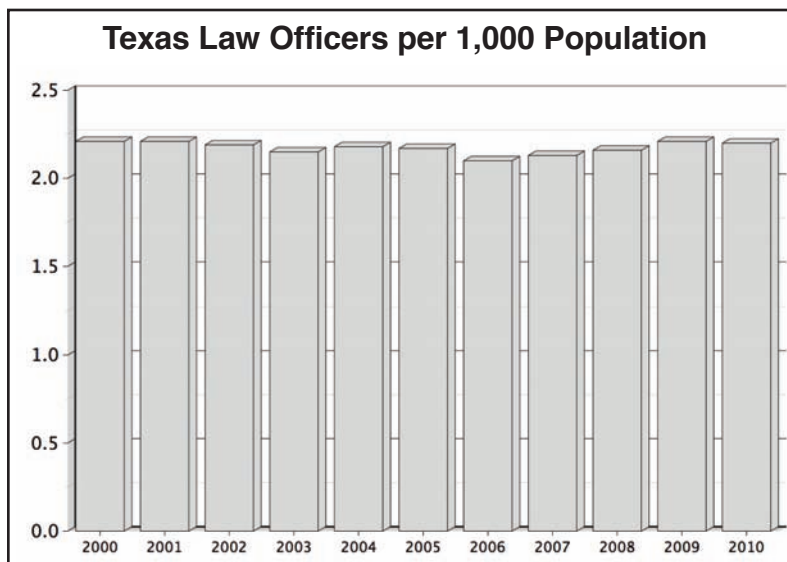
Texas' law enforcement community employed 54,873 full-time sworn officers as of October 31, 2010. The average number of officers for every 1,000 inhabitants of Texas was 2.20. The ratio of law enforcement officers to inhabitants decreased 0.5 percent from 2009.

### Civilian Employees

The 1,006 Texas agencies that reported law enforcement employee data employed 35,001 civilian workers. Civilian employment has increased 0.5 percent over 2009 and make up 39 percent of the Texas law enforcement work force.



Officers	Male	Female	Total
Police Departments	33,903	4,321	38,224
Sheriff Offices	11,408	1,755	13,163
DPS	3,291	195	3,486
<b>TOTAL</b>	<b>48,602</b>	<b>6,271</b>	<b>54,873</b>
Civilian	Male	Female	Total
Police Departments	4,444	8,493	12,937
Sheriff Offices	9,138	8,204	17,342
DPS	1,626	3,096	4,722
<b>TOTAL</b>	<b>15,208</b>	<b>19,793</b>	<b>35,001</b>

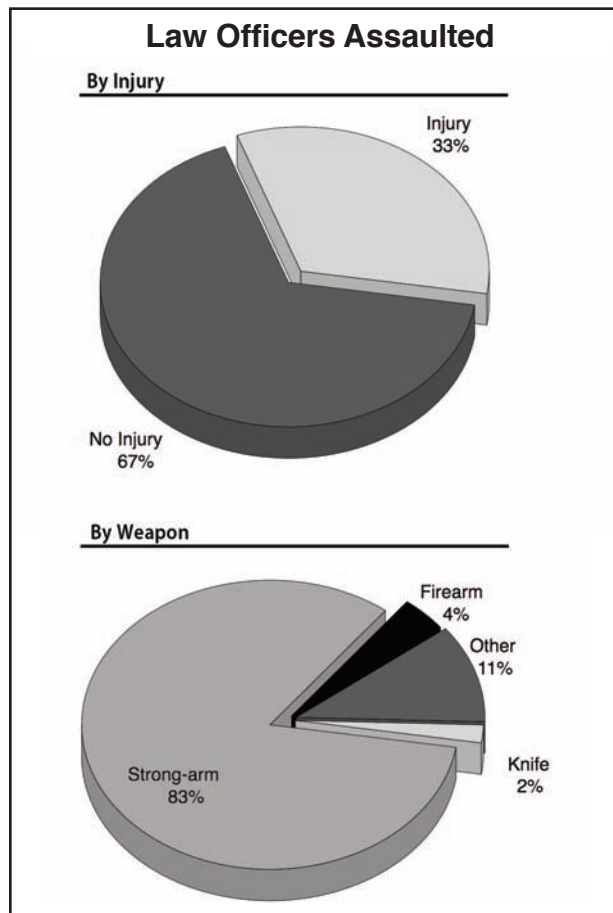
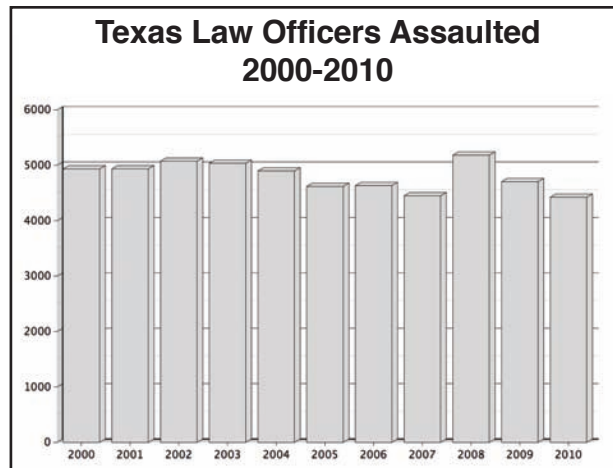
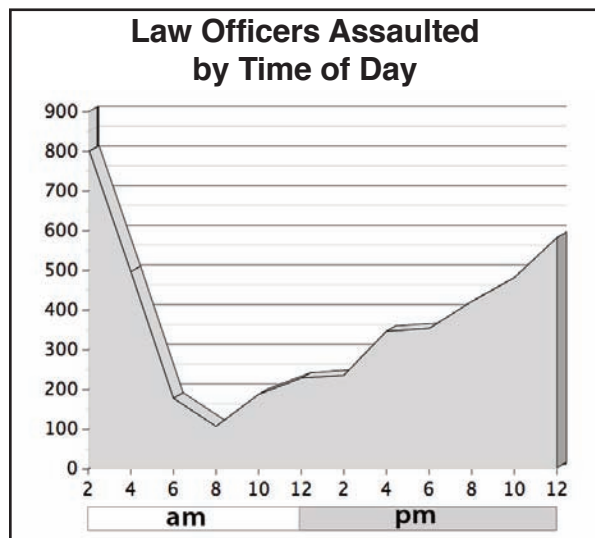


## LAW ENFORCEMENT OFFICERS ASSAULTED

The death or assault of a law enforcement officer seriously impacts the feeling of security in society. As the possibility of being assaulted may discourage persons from considering law enforcement careers, attacks on police officers reduce their ability to combat crime. As such, violence towards police equals violence towards society.

In 2010, 4,424 Texas Law Officers were assaulted in the line of duty. The number of officers assaulted decreased 6.0 percent over the number of assaults in 2009. Assaults resulted in injury to the officer in 33 percent of the cases and 97 percent of the assaults were cleared.

Assaults by Activity		
Activity	Number	Percent
Disturbance Call	1,406	31.8%
Burglary in Progress	68	1.5%
Robbery in Progress	34	0.8%
Attempting Other Arrests	739	16.7%
Civil Disorder	58	1.3%
Handling or Transporting Prisoners	841	19.0%
Investigating Suspicious Persons or Circumstances	391	8.8%
Ambush-No Warning	12	0.3%
Mentally Deranged	62	1.4%
Traffic Pursuits and Stops	354	8.0%
All Other Circumstances	459	10.4%
<b>TOTAL</b>	<b>4,424</b>	<b>100.0%</b>



Assaults by Assignment			
Assignment	Number	Percent	
Two Man Vehicle	714	16.1%	
One Man Vehicle	Alone	1,435	32.4%
	Assisted	1,513	34.2%
Detective	Alone	76	1.7%
	Assisted	104	2.4%
Other	Alone	203	4.6%
	Assisted	379	8.6%
<b>TOTAL</b>	<b>4,424</b>	<b>100.0%</b>	

## TEXAS LAW ENFORCEMENT OFFICERS KILLED IN THE LINE OF DUTY IN 2010

The Texas Department of Public Safety and Law Enforcement community expresses its sincerest sympathy to the families of the following Law Enforcement Officers who made the ultimate sacrifice while protecting and serving the citizens of Texas.

### FELONIOUS DEATHS

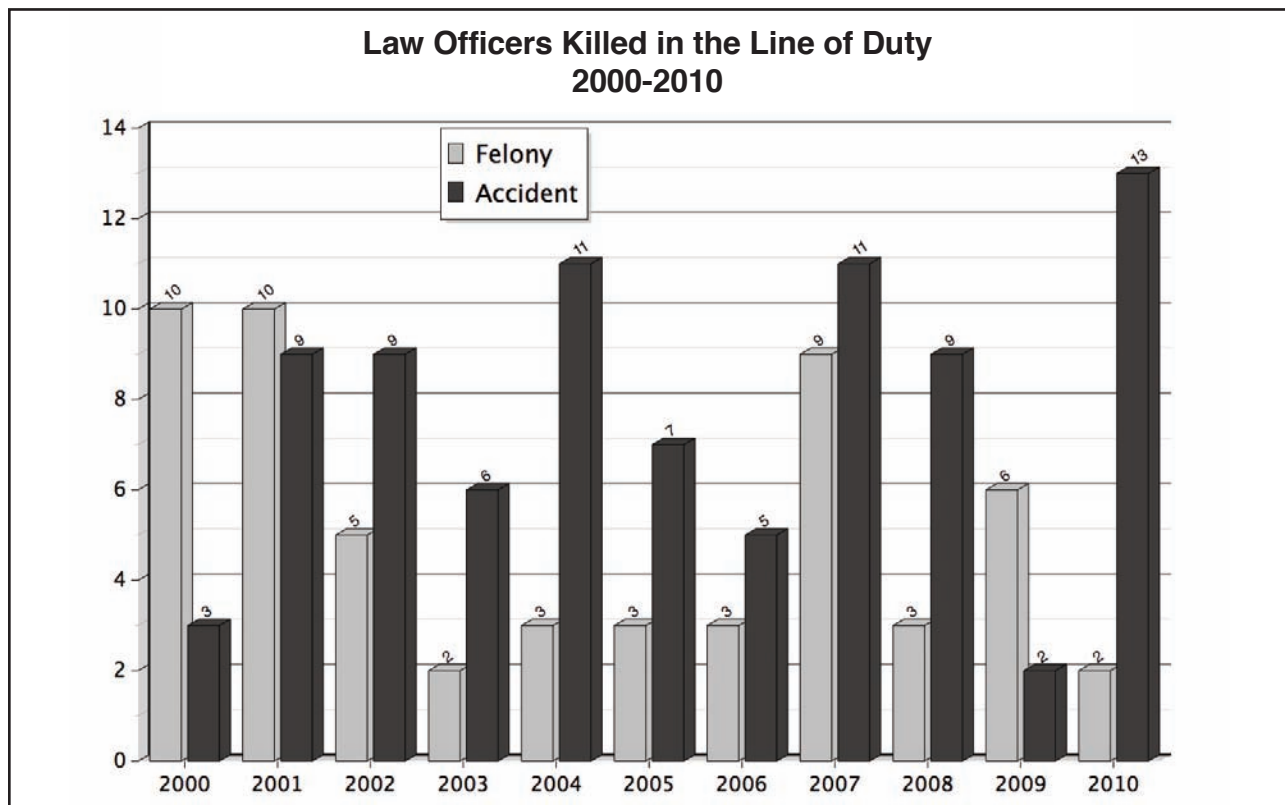
During 2010, two Texas Law Officers were killed in the line of duty by criminal action:

- Officer **Craig Shaw**, Lancaster PD, on June 20 – Investigating a suspicious person
- Officer **Jillian Smith**, Arlington PD, on December 28 – Domestic violence call

### ACCIDENTAL DEATHS

Thirteen Texas Law Officers died as the result of duty-related accidents in 2010:

- Officer **Craig Story**, Arlington PD, on January 13 – Traffic Accident
- Officer **Timothy Zurovetz**, Forest Hill PD, on March 24 – Traffic Accident
- Deputy **Jacob Rene Rayos**, Reeves Co SO, on April 11 – Traffic Accident
- Officer **Rodney Holder**, Abilene PD, on April 29 – Traffic Accident
- Officer **Eydelmen Mani**, Houston PD, on May 19 – Traffic Accident
- Officer **Leonard Reed**, Cedar Park PD, on August 18 – Motorcycle Accident
- Corporal **David Slaton**, DPS Highway Patrol, on September 20 – Traffic Accident
- Officer **Karl R. McDonough**, El Paso PD, on October 13 – Traffic Accident
- Deputy **Odell McDuffie Jr.**, Liberty Co SO, on October 25 – Traffic Accident
- Officer **Sergio Antillon**, San Antonio PD, on October 29 – Struck by vehicle
- Trooper **Jonathan McDonald**, DPS Highway Patrol, on November 15 – Traffic Accident
- Officer **Andrew Rameas**, Harker Heights PD, on December 20 – Motorcycle Accident
- Officer **Ann O'Donnell**, University of Houston PD, on December 24 – Traffic Accident



## 2010 COMMISSIONED / CIVILIAN PERSONNEL

AGENCY	COMMISSIONED	CIVILIAN	AGENCY	COMMISSIONED	CIVILIAN
<b>ANDERSON COUNTY</b>			<b>BELL COUNTY</b>		
Anderson CO SO	45	35	Bell CO SO	89	167
Palestine PD	37	9	Belton PD	29	8
Frankston PD	5	1	Harker Heights PD	47	12
<b>ANDREWS COUNTY</b>			Killeen PD	207	74
Andrews CO SO	12	22	Nolanville PD	5	0
Andrews PD	16	9	Temple PD	131	26
<b>ANGELINA COUNTY</b>			Central Tx College PD	8	1
Angelina CO SO	51	65	Morgans Point Resort PD	7	1
Diboll PD	15	6	Holland PD	1	0
Huntington PD	5	0	Killeen ISD PD	14	0
Lufkin PD	73	22	Troy PD	4	0
Hudson PD	5	0	Salado PD	*	*
<b>ARANSAS COUNTY</b>			Univ of Mary Hardin Baylor PD	9	1
Aransas CO SO	26	50	<b>BEXAR COUNTY</b>		
Aransas Pass PD	26	8	Bexar CO SO	515	1,211
Rockport PD	24	2	San Antonio PD	2,303	646
<b>ARCHER COUNTY</b>			Alamo Heights PD	21	10
Archer CO SO	8	9	Balcones Heights PD	22	5
Archer City PD	2	0	Castle Hills PD	23	7
Holliday PD	3	0	Converse PD	34	14
<b>ARMSTRONG COUNTY</b>			Hill Country Village PD	11	0
Armstrong CO SO	3	5	Hollywood Park PD	11	1
<b>ATASCOSA COUNTY</b>			Kirby PD	13	8
Atascosa CO SO	32	41	Leon Valley PD	24	8
Lytle PD	6	0	Olmos Park PD	12	0
Pleasanton PD	19	6	Shavano Park PD	15	1
Poteet PD	9	1	Terrell Hills PD	13	1
Jourdanton PD	9	0	Universal City PD	28	10
<b>AUSTIN COUNTY</b>			Windcrest PD	17	7
Austin CO SO	38	22	Live Oak PD	29	14
Bellville PD	10	1	UT H/S Ctr San Antonio PD	34	88
Sealy PD	18	2	UT San Antonio PD	49	63
Wallis PD	4	0	Judson ISD PD	16	2
San Felipe PD	*	*	Alamo Comm Coll Dist PD	61	20
<b>BAILEY COUNTY</b>			Selma PD	24	3
Bailey CO SO	5	16	Somerset PD	*	*
Mulshoe PD	8	7	Helotes PD	19	2
<b>BANDERA COUNTY</b>			Trinity Univ PD	14	11
Bandera CO SO	27	33	St. Mary's Univ PD	17	3
<b>BASTROP COUNTY</b>			East Central ISD PD	8	1
Bastrop CO SO	76	129	North East ISD PD	*	*
Bastrop PD	20	4	Fair Oaks Ranch PD	16	1
Elgin PD	18	6	<b>BLANCO COUNTY</b>		
Smithville PD	10	4	Blanco CO SO	9	10
<b>BAYLOR COUNTY</b>			Blanco PD	4	0
Baylor CO SO	3	5	Johnson City PD	4	0
Seymour PD	6	2	<b>BORDEN COUNTY</b>		
<b>BEE COUNTY</b>			Borden CO SO	2	1
Bee CO SO	20	21	<b>BOSQUE COUNTY</b>		
Beeville PD	22	5	Bosque CO SO	19	17
			Clifton PD	7	1
			Valley Mills PD	2	0
			Meridian PD	2	1
			<b>BOWIE COUNTY</b>		
			Bowie CO SO	40	7
			De Kalb PD	6	0

AGENCY	COMMISSIONED	CIVILIAN
Nash PD	8	1
New Boston PD	9	3
Texarkana PD	86	10
Wake Village PD	6	1
Hooks PD	7	0
<b>BRAZORIA COUNTY</b>		
Brazoria CO SO	162	179
Alvin PD	49	27
Angleton PD	37	12
Clute PD	27	11
Danbury PD	3	0
Freeport PD	28	12
Lake Jackson PD	45	16
Manvel PD	8	5
Pearland PD	131	45
Richwood PD	8	0
Sweeny PD	7	0
West Columbia PD	8	7
Alvin Community Coll PD	11	2
Brazoria PD	7	5
Brookside Village PD	5	0
Jones Creek PD	*	*
Surfside Beach PD	6	0
Oyster Creek PD	5	4
Alvin ISD PD	17	5
Angleton ISD PD	*	*
<b>BRAZOS COUNTY</b>		
Brazos CO SO	92	127
Bryan PD	132	36
College Station PD	112	44
Tx A&M Univ PD	61	70
<b>BEWSTER COUNTY</b>		
Brewster CO SO	15	14
Alpine PD	9	8
Sul Ross State Univ PD	7	2
<b>BRISCOE COUNTY</b>		
Briscoe CO SO	2	0
<b>BROOKS COUNTY</b>		
Brooks CO SO	13	22
Falfurrias PD	14	1
<b>BROWN COUNTY</b>		
Brown CO SO	25	40
Bangs PD	3	0
Brownwood PD	38	20
Early PD	7	1
<b>BURLESON COUNTY</b>		
Burleson CO SO	11	22
Caldwell PD	12	1
Somerville PD	5	0
<b>BURNET COUNTY</b>		
Burnet CO SO	43	15
Burnet PD	13	1
Marble Falls PD	23	13
Bertram PD	4	1
Granite Shoals PD	*	*
Horseshoe Bay PD	16	2
Cottonwood Shores PD	3	0

AGENCY	COMMISSIONED	CIVILIAN
<b>CALDWELL COUNTY</b>		
Caldwell CO SO	24	77
Lockhart PD	21	9
Luling PD	15	7
Martindale PD	*	*
<b>CALHOUN COUNTY</b>		
Calhoun CO SO	26	40
Point Comfort PD	1	0
Port Lavaca PD	20	6
Seadrift PD	2	0
<b>CALLAHAN COUNTY</b>		
Callahan CO SO	5	8
Baird PD	2	0
Clyde PD	8	1
<b>CAMERON COUNTY</b>		
Cameron CO SO	115	303
Brownsville PD	239	73
Combs PD	4	0
Harlingen PD	131	38
La Feria PD	13	4
Los Fresnos PD	15	7
Port Isabel PD	17	7
Primera PD	6	1
Rio Hondo PD	6	0
San Benito PD	131	38
Santa Rosa PD	6	0
UT Brownsville PD	18	25
South Padre Island PD	26	9
TSTC Harlingen PD	8	4
Palm Valley PD	5	0
Laguna Vista PD	7	0
Rancho Viejo PD	7	0
<b>CAMP COUNTY</b>		
Camp CO SO	7	11
Pittsburg PD	10	2
<b>CARSON COUNTY</b>		
Carson CO SO	6	8
Panhandle PD	4	0
<b>CASS COUNTY</b>		
Cass CO SO	20	24
Atlanta PD	14	4
Linden PD	5	1
Queen City PD	6	0
Bloomburg PD	1	0
<b>CASTRO COUNTY</b>		
Castro CO SO	8	10
Dimmit PD	7	1
<b>CHAMBERS COUNTY</b>		
Chambers CO SO	42	47
Mont Belvieu PD	10	5
Barbers Hill ISD PD	3	1
<b>CHEROKEE COUNTY</b>		
Cherokee CO SO	32	42
Jacksonville PD	27	9
Rusk PD	14	2
Alto PD	5	0

AGENCY	COMMISSIONED	CIVILIAN
<b>CHILDRESS COUNTY</b>		
Childress CO SO	5	19
Childress PD	9	1
<b>CLAY COUNTY</b>		
Clay CO SO	9	9
<b>COCHRAN COUNTY</b>		
Cochran CO SO	7	6
<b>COKE COUNTY</b>		
Coke CO SO	5	1
<b>COLEMAN COUNTY</b>		
Coleman CO SO	6	0
Coleman PD	10	4
Santa Anna PD	2	0
<b>COLLIN COUNTY</b>		
Collin CO SO	157	324
Allen PD	107	47
Celina PD	7	0
Farmersville PD	8	1
Frisco PD	135	56
McKinney PD	155	44
Plano PD	332	163
Prosper PD	10	5
Wylie PD	47	5
Princeton PD	11	1
Melissa PD	7	1
Murphy PD	21	10
Parker PD	7	0
Lavon PD	8	1
Anna PD	11	2
<b>COLLINGSWORTH COUNTY</b>		
Collingsworth CO SO	5	0
<b>COLORADO COUNTY</b>		
Colorado CO SO	20	28
Columbus PD	10	1
Eagle Lake PD	8	1
Weimar PD	8	1
<b>COMAL COUNTY</b>		
Comal CO SO	123	137
New Braunfels PD	98	22
Bulverde PD	14	0
<b>COMANCHE COUNTY</b>		
Comanche CO SO	10	18
Comanche PD	8	2
Deleon PD	4	0
<b>CONCHO COUNTY</b>		
Concho CO SO	7	7
Eden PD	2	0
<b>COOKE COUNTY</b>		
Cooke CO SO	22	52
Gainesville PD	38	14
Valley View PD	1	0
Oak Ridge PD	2	0

AGENCY	COMMISSIONED	CIVILIAN
<b>CORYELL COUNTY</b>		
Coryell CO SO	28	38
Copperas Cove PD	49	21
Gatesville PD	16	8
<b>COTTLE COUNTY</b>		
Cottle CO SO	2	0
Paducah PD	1	5
<b>CRANE COUNTY</b>		
Crane CO SO	6	5
Crane PD	7	5
<b>CROSBY COUNTY</b>		
Crosby CO SO	5	9
Crosbyton PD	3	0
Lorenzo PD	2	0
Ralls PD	3	0
<b>CULBERSON COUNTY</b>		
Culberson CO SO	6	6
<b>DALLAM COUNTY</b>		
Dallam CO SO	5	0
Dalhart PD	15	3
<b>DALLAS COUNTY</b>		
Dallas CO SO	445	1,818
Dallas PD	3,666	575
Addison PD	60	26
Balch Springs PD	33	15
Carrollton PD	161	40
Cedar Hill PD	64	19
Cockrell Hill PD	13	6
Coppell PD	61	17
Desoto PD	65	25
Duncanville PD	55	16
Farmers Branch PD	75	38
Garland PD	323	125
Grand Prairie PD	211	109
Highland Park PD	51	17
Hutchins PD	17	4
Irving PD	339	164
Lancaster PD	51	15
Mesquite PD	226	74
Richardson PD	144	86
Sachse PD	29	13
Seagoville PD	21	7
University Park PD	39	13
Wilmer PD	11	5
UT Med Sch Dallas PD	37	98
UT Dallas PD	23	29
Eastfield College PD	16	5
Rowlett PD	75	45
Richland College PD	*	*
North Lake College PD	21	1
Mountain View Coll PD	12	0
Brookhaven College PD	17	3
Glenn Heights PD	17	8
Dallas CO Hosp Dist PD	52	27
Baylor Hlth Care Sys PD	64	121
Southern Methodist Univ PD	26	9
Ovilla PD	9	1
Cedar Hill ISD PD	5	18

AGENCY	COMMISSIONED	CIVILIAN
<b>DAWSON COUNTY</b>		
Dawson CO SO	7	12
Lamesa PD	19	6
<b>DEAF SMITH COUNTY</b>		
Deaf Smith CO SO	12	24
Hereford PD	24	6
<b>DELTA COUNTY</b>		
Delta CO SO	8	11
<b>DENTON COUNTY</b>		
Denton CO SO	160	424
Argyle PD	9	1
Denton PD	150	49
Lake Dallas PD	15	8
Lewisville PD	133	57
Pilot Point PD	5	0
Sanger PD	13	1
Texas Womens Univ PD	16	21
Univ of North Texas PD	46	41
Flower Mound PD	84	36
Little Elm PD	34	5
The Colony PD	52	23
Highland Village PD	29	8
Corinth PD	28	2
Double Oak PD	6	0
Hickory Creek PD	12	0
Roanoke PD	27	6
Trophy Club PD	14	1
Ponder PD	1	0
Northlake PD	9	0
<b>DEWITT COUNTY</b>		
Dewitt CO SO	11	30
Cuero PD	13	1
Yorktown PD	4	0
<b>DICKENS COUNTY</b>		
Dickens CO SO	2	4
Spur PD	2	4
<b>DIMMITT COUNTY</b>		
Dimmitt CO SO	22	11
<b>DONLEY COUNTY</b>		
Donley CO SO	6	4
<b>DUVAL COUNTY</b>		
Duval CO SO	*	*
San Diego PD	7	1
Freer PD	9	3
<b>EASTLAND COUNTY</b>		
Eastland CO SO	10	17
Cisco PD	7	2
Eastland PD	9	2
Gorman PD	4	0
Ranger PD	5	0
Rising Star PD	1	0
<b>ECTOR COUNTY</b>		
Ector CO SO	95	121
Odessa PD	171	47

AGENCY	COMMISSIONED	CIVILIAN
UT Permian Basin PD	9	12
Ector County ISD PD	28	2
<b>EDWARDS COUNTY</b>		
Edwards CO SO	5	6
<b>ELLIS COUNTY</b>		
Ellis CO SO	80	143
Ennis PD	34	7
Ferris PD	6	4
Italy PD	4	1
Midlothian PD	31	20
Milford PD	5	0
Palmer PD	9	3
Red Oak PD	21	2
Waxahachie PD	54	16
<b>EL PASO COUNTY</b>		
El Paso CO SO	247	837
Anthony PD	16	1
El Paso PD	1,078	201
UT El Paso PD	20	30
El Paso Comm Coll PD	37	7
Clint PD	1	0
El Paso ISD PD	*	*
Horizon City PD	19	3
Socorro PD	18	11
Socorro ISD PD	*	*
<b>ERATH COUNTY</b>		
Erath CO SO	23	35
Dublin PD	5	4
Stephenville PD	39	13
Tarleton State Univ PD	13	1
<b>FALLS COUNTY</b>		
Falls CO SO	5	5
Lott PD	3	0
Marlin PD	16	6
Rosebud PD	3	0
<b>FANNIN COUNTY</b>		
Fannin CO SO	20	87
Bonham PD	18	8
Trenton PD	2	0
<b>FAYETTE COUNTY</b>		
Fayette CO SO	21	23
La Grange PD	10	0
Schulenburg PD	7	1
Flatonia PD	4	0
<b>FISHER COUNTY</b>		
Fisher CO SO	5	4
<b>FLOYD COUNTY</b>		
Floyd CO SO	3	4
Floydada PD	6	0
Lockney PD	2	0
<b>FOARD COUNTY</b>		
Foard CO SO	2	1
Crowell PD	1	0



AGENCY	COMMISSIONED	CIVILIAN
<b>FORT BEND COUNTY</b>		
Fort Bend CO SO	497	219
Missouri City PD	83	24
Richmond PD	28	10
Rosenberg PD	59	17
Stafford PD	45	17
Sugar Land PD	146	25
Needville PD	6	0
Arcola PD	6	1
Meadows Place PD	14	1
Fort Bend ISD PD	43	18
<b>FRANKLIN COUNTY</b>		
Franklin CO SO	10	10
<b>FREESTONE COUNTY</b>		
Freestone CO SO	16	26
Fairfield PD	12	4
Teague PD	7	1
Wortham PD	3	0
<b>FRIO COUNTY</b>		
Frio CO SO	13	9
Pearsall PD	13	1
Dilley PD	6	1
<b>GAINES COUNTY</b>		
Gaines CO SO	11	14
Seagraves PD	5	1
Seminole PD	11	1
<b>GALVESTON COUNTY</b>		
Galveston CO SO	159	270
Dickinson PD	31	13
Friendswood PD	57	18
Galveston PD	132	32
Hitchcock PD	15	6
Kemah PD	15	5
La Marque PD	29	12
League City PD	101	35
Texas City PD	89	25
UTMB-Galveston PD	49	39
Tx A&M Galveston PD	8	1
Jamaica Beach PD	5	0
Santa Fe PD	22	5
Bayou Vista PD	5	0
Coll of the Mainland PD	7	1
<b>GARZA COUNTY</b>		
Garza CO SO	10	22
<b>GILLESPIE COUNTY</b>		
Gillespie CO SO	28	14
Fredericksburg PD	30	4
<b>GLASSCOCK COUNTY</b>		
Glasscock CO SO	3	1
<b>GOLIAD COUNTY</b>		
Goliad CO SO	11	15
<b>GONZALES COUNTY</b>		
Gonzales CO SO	15	29
Gonzales PD	15	6

AGENCY	COMMISSIONED	CIVILIAN
Nixon PD	3	0
Waelder PD	*	*
<b>GRAY COUNTY</b>		
Gray CO SO	15	29
Pampa PD	25	10
<b>GRAYSON COUNTY</b>		
Grayson CO SO	62	77
Collinsville PD	2	0
Denison PD	45	14
Pottsboro PD	7	0
Sherman PD	59	24
Van Alstyne PD	9	5
Whitesboro PD	8	5
Whitewright PD	4	0
Howe PD	6	0
Grayson CO Coll PD	3	1
Austin Coll PD	7	1
Tioga PD	2	0
Tom Bean PD	4	1
<b>GREGG COUNTY</b>		
Gregg CO SO	99	138
Gladewater PD	17	6
Kilgore PD	35	16
Longview PD	159	66
White Oak PD	15	4
<b>GRIMES COUNTY</b>		
Grimes CO SO	25	26
Navasota PD	19	8
<b>GUADALUPE COUNTY</b>		
Guadalupe CO SO	83	132
Schertz PD	45	15
Seguin PD	50	15
Cibolo PD	19	2
<b>HALE COUNTY</b>		
Hale CO SO	29	42
Abernathy PD	4	0
Hale Center PD	3	0
Plainview PD	33	7
<b>HALL COUNTY</b>		
Hall CO SO	4	6
Memphis PD	4	0
<b>HAMILTON COUNTY</b>		
Hamilton CO SO	15	12
<b>HANSFORD COUNTY</b>		
Hansford CO SO	8	1
Gruver PD	1	0
Spearman PD	4	0
<b>HARDEMAN COUNTY</b>		
Hardeman CO SO	6	5
Chillicothe PD	2	0
<b>HARDIN COUNTY</b>		
Hardin CO SO	32	33
Kountze PD	6	0
Silsbee PD	16	5

AGENCY	COMMISSIONED	CIVILIAN	AGENCY	COMMISSIONED	CIVILIAN
Sour Lake PD	6	1			
Lumberton PD	15	3			
<b>HARRIS COUNTY</b>			<b>HEMPHILL COUNTY</b>		
Harris CO SO	2,307	1,509	Hemphill CO SO	10	7
Houston PD	5,351	1,703	<b>HENDERSON COUNTY</b>		
Baytown PD	137	58	Henderson CO SO	76	77
Bellaire PD	41	13	Athens PD	26	8
Deer Park PD	55	25	Malakoff PD	6	0
Galena Park PD	17	6	Seven Points PD	8	4
Humble PD	57	21	Gun Barrel City PD	15	5
Jacinto City PD	20	7	Tool PD	7	4
Jersey Village PD	28	10	Coffee City PD	3	0
La Porte PD	75	30	<b>HIDALGO COUNTY</b>		
Pasadena PD	265	78	Hidalgo CO SO	260	473
Seabrook PD	32	7	Alamo PD	28	11
South Houston PD	32	9	Donna PD	27	9
Southside Place PD	7	5	Edcouch PD	13	5
Spring Valley PD	18	5	Edinburg PD	117	47
Tomball PD	34	15	Elsa PD	15	4
Memorial Village PD	33	6	Hidalgo PD	32	12
Webster PD	47	15	La Villa PD	5	0
West University Place PD	21	8	McAllen PD	270	137
Katy PD	43	17	Mercedes PD	33	7
Nassau Bay PD	12	1	Mission PD	*	*
UT Houston PD	89	227	Pharr PD	118	45
University of Houston PD	43	102	San Juan PD	45	11
Tx Southern Univ PD	37	29	Weslaco PD	58	18
Rice University PD	30	17	La Joya PD	12	6
Univ Houston Clearlake PD	16	11	UT Pan American PD	17	22
Hedwig Village PD	17	5	Palmview PD	*	*
Univ Houston Downtown PD	17	14	Alton PD	13	4
Houston Comm College PD	61	43	Progreso PD	9	0
Houston Metro Transit PD	190	40	Edinburg CISD PD	*	*
Klein ISD PD	31	19	Penitas PD	7	5
Houston Baptist Univ PD	12	3	Sullivan City PD	10	5
Lakeview PD	13	4	Palmhurst PD	10	3
Katy ISD PD	35	9	<b>HILL COUNTY</b>		
Port of Houston PD	50	25	Hill CO SO	31	42
Spring Branch ISD PD	32	7	Hillsboro PD	24	9
Spring ISD PD	41	2	Hubbard PD	4	0
Pasadena ISD PD	31	7	Itasca PD	3	0
Aldine ISD PD	44	6	Whitney PD	6	1
Humble ISD PD	27	11	<b>HOCKLEY COUNTY</b>		
<b>HARRISON COUNTY</b>			Hockley CO SO	15	10
Harrison CO SO	51	39	Levelland PD	22	10
Hallsville City PD	5	1	Ropesville PD	2	0
Marshall PD	54	18	South Plains College PD	6	0
Tx State Tech College PD	5	0	<b>HOOD COUNTY</b>		
Hallsville ISD PD	2	0	Hood CO SO	51	74
<b>HARTLEY COUNTY</b>			Granbury PD	32	6
Hartley CO SO	5	0	Tolar PD	1	1
<b>HASKELL COUNTY</b>			<b>HOPKINS COUNTY</b>		
Haskell CO SO	3	3	Hopkins CO SO	25	31
Haskell PD	4	0	Cumby PD	5	2
<b>HAYS COUNTY</b>			Sulphur Springs PD	30	11
Hays CO SO	124	159	<b>HOUSTON COUNTY</b>		
San Marcos PD	95	33	Houston CO SO	19	19
Tx State Univ PD	31	6	Crockett PD	17	1
Kyle PD	25	12	Grapeland PD	2	1

AGENCY	COMMISSIONED	CIVILIAN
<b>HOWARD COUNTY</b>		
Howard CO SO	15	28
Big Spring PD	47	13
<b>HUDSPETH COUNTY</b>		
Hudspeth CO SO	15	23
<b>HUNT COUNTY</b>		
Hunt CO SO	43	103
Commerce PD	15	5
Greenville PD	52	21
Wolfe City PD	2	0
Tx A&M Univ-Commerce PD	16	8
Caddo Mills PD	3	0
West Tawakoni PD	5	0
Quinlan PD	4	0
Hawk Cove PD	2	0
<b>HUTCHINSON COUNTY</b>		
Hutchinson CO SO	12	23
Borger PD	27	13
<b>IRION COUNTY</b>		
Irion CO SO	3	4
<b>JACK COUNTY</b>		
Jack CO SO	13	21
Jacksboro PD	8	2
<b>JACKSON COUNTY</b>		
Jackson CO SO	14	19
Edna PD	9	2
Ganado PD	3	0
<b>JASPER COUNTY</b>		
Jasper CO SO	19	29
Jasper PD	23	8
Kirbyville PD	5	0
<b>JEFF DAVIS COUNTY</b>		
Jeff Davis CO SO	5	2
<b>JEFFERSON COUNTY</b>		
Jefferson CO SO	133	253
Beaumont PD	252	40
Groves PD	21	2
Nederland PD	24	10
Port Arthur PD	126	37
Port Neches PD	18	3
Lamar Univ PD	20	13
<b>JIM HOGG COUNTY</b>		
Jim Hogg CO SO	20	18
<b>JIM WELLS COUNTY</b>		
Jim Wells CO SO	28	36
Alice PD	36	10
Premont PD	6	0
Orange Grove PD	4	0
<b>JOHNSON COUNTY</b>		
Johnson CO SO	85	41
Alvarado PD	16	6
Burleson PD	55	18

AGENCY	COMMISSIONED	CIVILIAN
Cleburne PD	55	19
Joshua PD	11	5
Keene PD	10	6
Godley PD	6	0
<b>JONES COUNTY</b>		
Jones CO SO	9	10
Anson PD	5	1
Hamlin PD	4	4
Stamford PD	7	1
Hawley PD	4	0
<b>KARNES COUNTY</b>		
Karnes CO SO	9	8
Karnes City PD	6	1
Kenedy PD	7	1
<b>KAUFMAN COUNTY</b>		
Kaufman CO SO	87	164
Forney PD	22	11
Kaufman PD	18	7
Kemp PD	5	0
Terrell PD	33	17
Crandall PD	13	0
<b>KENDALL COUNTY</b>		
Kendall CO SO	48	26
Boerne PD	29	15
<b>KENEDY COUNTY</b>		
Kenedy CO SO	11	7
<b>KENT COUNTY</b>		
Kent CO SO	3	3
<b>KERR COUNTY</b>		
Kerr CO SO	44	50
Kerrville PD	51	15
Ingram PD	6	1
<b>KIMBLE COUNTY</b>		
Kimble CO SO	10	5
Junction PD	5	0
<b>KING COUNTY</b>		
King CO SO	1	0
<b>KINNEY COUNTY</b>		
Kinney CO SO	7	8
Brackettville PD	1	0
<b>KLEBERG COUNTY</b>		
Kleberg CO SO	27	49
Kingsville PD	47	14
Tx A&M-Kingsville PD	12	6
<b>KNOX COUNTY</b>		
Knox CO SO	4	6
Munday PD	2	0
<b>LAMAR COUNTY</b>		
Lamar CO SO	26	49
Paris PD	61	22
Paris Jr Coll PD	4	0
Reno PD	4	1

AGENCY	COMMISSIONED	CIVILIAN
<b>LAMB COUNTY</b>		
Lamb CO SO	13	17
Littlefield PD	12	8
Olton PD	3	0
<b>LAMPASAS COUNTY</b>		
Lampasas CO SO	19	14
Lampasas PD	18	8
<b>LA SALLE COUNTY</b>		
La Salle CO SO	9	14
<b>LAVACA COUNTY</b>		
Lavaca CO SO	14	15
Hallettsville PD	7	1
Yoakum PD	10	7
<b>LEE COUNTY</b>		
Lee CO SO	13	28
Giddings PD	14	5
Lexington PD	4	1
<b>LEON COUNTY</b>		
Leon CO SO	25	15
<b>LIBERTY COUNTY</b>		
Liberty CO SO	51	21
Cleveland PD	18	11
Dayton PD	17	7
Liberty PD	17	8
<b>LIMESTONE COUNTY</b>		
Limestone CO SO	23	40
Groesbeck PD	7	1
Mexia PD	19	10
Mexia ISD PD	4	0
<b>LIPSCOMB COUNTY</b>		
Lipscomb CO SO	6	4
<b>LIVE OAK COUNTY</b>		
Live Oak CO SO	10	30
Three Rivers PD	6	1
<b>LLANO COUNTY</b>		
Llano CO SO	26	24
Llano PD	9	1
Sunrise Beach PD	4	0
<b>LOVING COUNTY</b>		
Loving CO SO	3	1
<b>LUBBOCK COUNTY</b>		
Lubbock CO SO	138	292
Idalou PD	5	0
Lubbock PD	382	131
Shallowater PD	5	0
Slaton PD	12	5
Tx Tech Univ PD	47	38
Wolfforth PD	9	1
Ransom Canyon PD	3	0
New Deal PD	2	0

AGENCY	COMMISSIONED	CIVILIAN
<b>LYNN COUNTY</b>		
Lynn CO SO	7	13
Tahoka PD	4	0
O'Donnell PD	1	0
<b>MCCULLOCH COUNTY</b>		
McCulloch CO SO	6	6
Brady PD	9	6
<b>MCLENNAN COUNTY</b>		
McLennan CO SO	115	238
Bellmead PD	16	7
Beverly Hills PD	8	5
Hewitt PD	22	8
Lacy-Lakeview PD	16	8
Lorena PD	3	1
McGregor PD	12	6
Mart PD	4	0
Robinson PD	21	9
Waco PD	244	80
West PD	7	0
Woodway PD	27	13
McLennan Comm Coll PD	8	9
Riesel PD	3	0
TSTC Waco PD	16	2
Baylor Univ PD	24	7
Bruceville-Eddy PD	3	1
<b>MCMULLEN COUNTY</b>		
McMullen CO SO	4	1
<b>MADISON COUNTY</b>		
Madison CO SO	10	14
Madisonville PD	11	1
<b>MARION COUNTY</b>		
Marion CO SO	14	1
Jefferson PD	6	1
<b>MARTIN COUNTY</b>		
Martin CO SO	4	4
Stanton PD	5	0
<b>MASON COUNTY</b>		
Mason CO SO	5	4
<b>MATAGORDA COUNTY</b>		
Matagorda CO SO	34	42
Bay City PD	35	20
Palacios PD	15	6
Bay City ISD PD	5	1
<b>MAVERICK COUNTY</b>		
Maverick CO SO	46	47
Eagle Pass PD	68	16
<b>MEDINA COUNTY</b>		
Medina CO SO	26	39
Castroville PD	8	2
Devine PD	9	2
Hondo PD	19	2
<b>MENARD COUNTY</b>		
Menard CO SO	5	5

AGENCY	COMMISSIONED	CIVILIAN
<b>MIDLAND COUNTY</b>		
Midland CO SO	76	101
Midland PD	170	70
Midland ISD PD	11	6
<b>MILAM COUNTY</b>		
Milam CO SO	16	42
Cameron PD	8	6
Rockdale PD	9	6
Thorndale PD	2	0
<b>MILLS COUNTY</b>		
Mills CO SO	6	4
<b>MITCHELL COUNTY</b>		
Mitchell CO SO	5	6
Colorado City PD	5	5
<b>MONTAGUE COUNTY</b>		
Montague CO SO	9	16
Bowie PD	15	7
Nocona PD	5	4
<b>MONTGOMERY COUNTY</b>		
Montgomery CO SO	373	273
Conroe PD	96	52
Roman Forest PD	8	0
Magnolia PD	9	2
Shenandoah PD	20	1
Willis PD	14	2
Stagecoach PD	3	0
Oak Ridge North PD	15	0
Montgomery PD	8	0
Conroe ISD PD	46	18
<b>MOORE COUNTY</b>		
Moore CO SO	17	32
Dumas PD	26	5
Sunray PD	3	1
Cactus PD	5	2
<b>MORRIS COUNTY</b>		
Morris CO SO	9	14
Daingerfield PD	7	1
Lone Star PD	4	1
Naples PD	4	0
<b>MOTLEY COUNTY</b>		
Motley CO SO	2	0
<b>NACOGDOCHES COUNTY</b>		
Nacogdoches CO SO	51	54
Nacogdoches PD	57	15
Stephen F Austin Univ PD	28	17
<b>NAVARRO COUNTY</b>		
Navarro CO SO	60	71
Corsicana PD	45	13
Kerens PD	5	0
<b>NEWTON COUNTY</b>		
Newton CO SO	12	11
<b>NOLAN COUNTY</b>		
Nolan CO SO	11	18

AGENCY	COMMISSIONED	CIVILIAN
Roscoe PD	1	0
Sweetwater PD	22	5
<b>NUECES COUNTY</b>		
Nueces CO SO	79	226
Bishop PD	6	5
Corpus Christi PD	445	212
Robstown PD	25	8
Port Aransas PD	13	9
Tx A&M Corpus Christi PD	16	12
Corpus Christi ISD PD	29	22
Driscoll PD	4	1
<b>OCHILTREE COUNTY</b>		
Ochiltree CO SO	8	11
Perryton PD	11	6
<b>OLDHAM COUNTY</b>		
Oldham CO SO	6	5
<b>ORANGE COUNTY</b>		
Orange CO SO	64	76
Bridge City PD	14	5
Orange PD	41	14
Pinehurst PD	6	2
Vidor PD	21	8
West Orange PD	9	2
Rose City PD	1	0
<b>PALO PINTO COUNTY</b>		
Palo Pinto CO SO	25	30
Mineral Wells PD	28	10
<b>PANOLA COUNTY</b>		
Panola CO SO	29	27
Carthage PD	16	7
<b>PARKER COUNTY</b>		
Parker CO SO	85	32
Weatherford PD	56	15
Springtown PD	11	5
Hudson Oaks PD	11	1
Willow Park PD	12	5
<b>PARMER COUNTY</b>		
Parmar CO SO	6	13
Bovina PD	4	1
Friona PD	6	4
Farwell PD	3	0
<b>PECOS COUNTY</b>		
Pecos CO SO	22	14
Fort Stockton PD	18	12
<b>POLK COUNTY</b>		
Polk CO SO	55	41
Livingston PD	17	7
Corrigan PD	6	3
Onalaska PD	6	0
<b>POTTER COUNTY</b>		
Potter CO SO	90	111
Amarillo PD	309	48
Amarillo College PD	13	2
Amarillo Airport PD	14	0

AGENCY	COMMISSIONED	CIVILIAN
<b>PRESIDIO COUNTY</b>		
Presidio CO SO	9	1
Presidio PD	4	4
<b>RAINS COUNTY</b>		
Rains CO SO	10	12
<b>RANDALL COUNTY</b>		
Randall CO SO	84	90
Canyon PD	20	3
West Tx A&M Univ PD	11	3
<b>REAGAN COUNTY</b>		
Reagan CO SO	9	11
<b>REAL COUNTY</b>		
Real CO SO	4	4
<b>RED RIVER COUNTY</b>		
Red River CO SO	13	16
Clarksville PD	8	4
Bogota PD	4	0
<b>REEVES COUNTY</b>		
Reeves CO SO	20	25
Pecos PD	18	22
<b>REFUGIO COUNTY</b>		
Refugio CO SO	14	28
Refugio PD	6	1
<b>ROBERTS COUNTY</b>		
Roberts CO SO	5	1
<b>ROBERTSON COUNTY</b>		
Robertson CO SO	14	20
Bremond PD	5	1
Calvert PD	3	0
Hearne PD	13	6
<b>ROCKWALL COUNTY</b>		
Rockwall CO SO	38	81
Rockwall PD	68	20
Royse City PD	14	1
Heath PD	16	1
<b>RUNNELS COUNTY</b>		
Runnels CO SO	6	20
Ballinger PD	6	0
Winters PD	4	0
Miles PD	2	0
<b>RUSK COUNTY</b>		
Rusk CO SO	39	33
Henderson PD	34	8
Overton PD	6	3
Tatum PD	6	1
<b>SABINE COUNTY</b>		
Sabine CO SO	7	9
Hemphill PD	3	0
<b>SAN AUGUSTINE COUNTY</b>		
San Augustine CO SO	7	10
San Augustine PD	6	1

AGENCY	COMMISSIONED	CIVILIAN
<b>SAN JACINTO COUNTY</b>		
San Jacinto CO SO	28	31
<b>SAN PATRICIO COUNTY</b>		
San Patricio CO SO	47	62
Ingleside PD	16	7
Mathis PD	9	6
Portland PD	24	11
Sinton PD	11	1
Taft PD	9	1
Gregory PD	3	0
Taft ISD PD	1	0
<b>SAN SABA COUNTY</b>		
San Saba CO SO	4	5
San Saba PD	4	0
<b>SCHLEICHER COUNTY</b>		
Schleicher CO SO	5	6
<b>SCURRY COUNTY</b>		
Scurry CO SO	11	15
Snyder PD	20	2
<b>SHACKELFORD COUNTY</b>		
Shackelford CO SO	5	10
<b>SHELBY COUNTY</b>		
Shelby CO SO	16	15
Center PD	19	8
<b>SHERMAN COUNTY</b>		
Sherman CO SO	5	5
Stratford PD	3	0
<b>SMITH COUNTY</b>		
Smith CO SO	161	170
Arp PD	4	0
Lindale PD	14	6
Troup PD	8	1
Tyler PD	186	52
Whitehouse PD	15	7
Tyler Jr College PD	11	8
UT Tyler PD	10	9
UT Health Center Tyler PD	6	10
Bullard PD	7	1
<b>SOMERVELL COUNTY</b>		
Somervell CO SO	20	21
<b>STARR COUNTY</b>		
Starr CO SO	54	52
La Grulla PD	4	1
Rio Grande City PD	27	9
Roma PD	27	8
Rio Grande City ISD PD	*	*
<b>STEPHENS COUNTY</b>		
Stephens CO SO	6	19
Breckenridge PD	12	6
<b>STERLING COUNTY</b>		
Sterling CO SO	3	1

AGENCY	COMMISSIONED	CIVILIAN
<b>STONEWALL COUNTY</b>		
Stonewall CO SO	2	5
<b>SUTTON COUNTY</b>		
Sutton CO SO	4	10
Sonora PD	5	2
<b>SWISHER COUNTY</b>		
Swisher CO SO	4	7
Kress PD	1	0
Tulia PD	7	5
<b>TARRANT COUNTY</b>		
Tarrant CO SO	1241	136
Arlington PD	629	188
Azle PD	24	7
Bedford PD	80	50
Benbrook PD	39	11
Blue Mound PD	5	4
Crowley PD	27	9
Dalworthington Gardens PD	14	5
Eules PD	85	39
Everman PD	11	4
Forest Hill PD	22	6
Fort Worth PD	1,505	413
Grapevine PD	91	35
Haltom City PD	71	21
Hurst PD	74	44
Kennedale PD	19	8
Lakeside PD	4	0
Lake Worth PD	26	9
Mansfield PD	87	118
North Richland Hills PD	108	49
Richland Hills PD	19	8
River Oaks PD	18	6
Saginaw PD	37	7
Sansom Park Village PD	7	5
Watauga PD	36	17
Westover Hills PD	11	8
Westworth PD	13	5
White Settlement PD	32	14
Keller PD	50	31
Pantego PD	12	5
Southlake PD	51	6
UT Arlington PD	34	61
Dallas/Ft. Worth Airport PD	263	133
Tx Christian Univ PD	29	16
Colleyville PD	38	5
Pelican Bay PD	*	*
Univ North Tx Hlth Sci Ctr PD	10	9
Tarrant Co Hosp Dist PD	42	20
<b>TAYLOR COUNTY</b>		
Taylor CO SO	83	112
Abilene PD	183	67
Merkel PD	5	0
Tye PD	4	0
Hardin Simmons Univ PD	7	1
Abilene Christian Univ PD	15	1
<b>TERRELL COUNTY</b>		
Terrell CO SO	7	6

AGENCY	COMMISSIONED	CIVILIAN
<b>TERRY COUNTY</b>		
Terry CO SO	12	22
Brownfield PD	18	6
<b>THROCKMORTON COUNTY</b>		
Throckmorton CO SO	2	5
<b>TITUS COUNTY</b>		
Titus CO SO	27	32
Mount Pleasant PD	28	11
<b>TOM GREEN COUNTY</b>		
Tom Green CO SO	60	106
San Angelo PD	149	31
Angelo State Univ PD	12	6
<b>TRAVIS COUNTY</b>		
Travis CO SO	300	1,197
Texas DPS	3,486	4,722
Austin PD	1,605	536
Manor PD	14	2
Rollingwood PD	*	*
West Lake Hills PD	14	6
UT Austin PD	62	83
Pflugerville PD	74	23
Lakeway PD	28	11
Sunset Valley PD	13	0
Lago Vista PD	16	7
Jonestown PD	8	1
Mustang Ridge PD	3	0
Austin ISD PD	70	35
Bee Cave PD	14	1
Pflugerville ISD PD	17	0
<b>TRINITY COUNTY</b>		
Trinity CO SO	11	7
Trinity PD	6	4
<b>TYLER COUNTY</b>		
Tyler CO SO	15	15
Woodville PD	9	1
<b>UPSHUR COUNTY</b>		
Upshur CO SO	45	31
Big Sandy PD	6	0
Gilmer PD	15	4
East Mountain PD	1	0
<b>UPTON COUNTY</b>		
Upton CO SO	10	11
<b>UVALDE COUNTY</b>		
Uvalde CO SO	19	15
Uvalde PD	38	12
Sabinal PD	5	1
<b>VAL VERDE COUNTY</b>		
Val Verde CO SO	41	23
Del Rio PD	67	25
<b>VAN ZANDT COUNTY</b>		
Van Zandt CO SO	27	47
Canton PD	20	0

AGENCY	COMMISSIONED	CIVILIAN
Edgewood PD	2	1
Grand Saline PD	7	0
Van PD	6	0
Wills Point PD	10	3
<b>VICTORIA COUNTY</b>		
Victoria CO SO	108	85
Victoria PD	107	36
<b>WALKER COUNTY</b>		
Walker CO SO	37	51
Huntsville PD	50	7
<b>WALLER COUNTY</b>		
Waller CO SO	42	30
Brookshire PD	13	4
Waller PD	8	1
Hempstead PD	16	3
Prairie View A&M Univ PD	*	*
<b>WARD COUNTY</b>		
Ward CO SO	13	18
Monahans PD	*	*
<b>WASHINGTON COUNTY</b>		
Washington CO SO	32	23
Brenham PD	33	5
Blinn College PD	16	2
<b>WEBB COUNTY</b>		
Webb CO SO	*	*
Laredo PD	419	82
Laredo Community Coll PD	21	2
Tx A&M Int'l Univ PD	17	8
United ISD PD	53	113
Laredo ISD PD	27	78
<b>WHARTON COUNTY</b>		
Wharton CO SO	45	26
El Campo PD	28	11
Wharton PD	23	10
<b>WHEELER COUNTY</b>		
Wheeler CO SO	4	5
Shamrock PD	*	*
<b>WICHITA COUNTY</b>		
Wichita CO SO	58	113
Burkburnett PD	19	6
Electra PD	7	7
Iowa Park PD	12	6
Wichita Falls PD	192	83
Midwestern Univ PD	9	5
<b>WILBARGER COUNTY</b>		
Wilbarger CO SO	7	11
Vernon PD	21	11
<b>WILLACY COUNTY</b>		
Willacy CO SO	14	24
Raymondville PD	12	9
Lyford CISD PD	*	*

AGENCY	COMMISSIONED	CIVILIAN
<b>WILLIAMSON COUNTY</b>		
Williamson CO SO	217	277
Florence PD	2	0
Georgetown PD	68	30
Granger PD	3	1
Hutto PD	25	5
Round Rock PD	143	63
Taylor PD	27	10
Southwestern Univ PD	6	1
Cedar Park PD	72	21
Leander PD	35	13
Thrall PD	2	0
Jarrell PD	3	0
<b>WILSON COUNTY</b>		
Wilson CO SO	26	43
Floresville PD	15	2
Poth PD	3	0
La Vernia PD	7	0
Floresville ISD PD	*	*
<b>WINKLER COUNTY</b>		
Winkler CO SO	10	19
Kermit PD	10	7
Wink PD	1	0
<b>WISE COUNTY</b>		
Wise CO SO	56	82
Bridgeport PD	15	7
Decatur PD	20	5
Runaway Bay PD	7	0
<b>WOOD COUNTY</b>		
Wood CO SO	24	35
Hawkins PD	4	0
Mineola PD	12	6
Quitman PD	6	0
Winnsboro PD	9	5
<b>YOAKUM COUNTY</b>		
Yoakum CO SO	8	12
Denver City PD	8	5
<b>YOUNG COUNTY</b>		
Young CO SO	14	19
Graham PD	22	1
Olney PD	5	4
<b>ZAPATA COUNTY</b>		
Zapata CO SO	48	59
<b>ZAVALA COUNTY</b>		
Zavala CO SO	*	*
Crystal City PD	5	4

Agencies with \* did not return this survey.