

**Chapter
5**

**FAMILY
VIOLENCE**

FAMILY VIOLENCE

DEFINITION

The Texas Family Code defines Family Violence as an act by a member of a family or household against another member that is intended to result in physical harm, bodily injury, assault, or a threat that reasonably places the member in fear of imminent physical harm. The law excludes the reasonable discipline of a child and defines abuse as physical injury that results in substantial harm or genuine threat; sexual contact, intercourse, or conduct; or compelling or encouraging the child to engage in sexual conduct.

By definition and for the purposes of family violence reports, 'family' includes individuals related by consanguinity (blood) or affinity, marriage or former marriage, biological parents of the same child, foster children, foster parents, and members or former members of the same household (including roommates). Senate Bill 68 of the 77th Legislature amended the Family Code to include "Dating Violence". The "Dating Relationship" means a relationship between individuals who have or have had a continuing relationship of a romantic or intimate nature.

ANALYSIS

Volume

The total number of Texas family violence incidents in 2010 was 193,505. This represented a 1.6 percent decrease when compared to 2009. These incidents involved 211,769 victims (down .2 percent from 2009) and 207,474 offenders (up .08 percent from 2009).

Family Violence	2010	2009	% Change
Number of Incidents	193,505	196,713	-1.6
Number of Victims	211,769	212,106	-0.2
Number of Offenders	207,474	207,315	+0.08

Victim/Offender Relationships

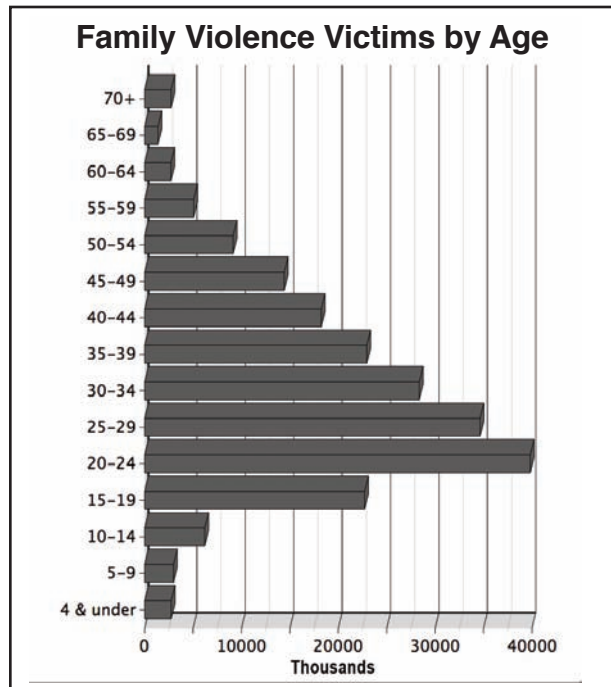
The largest percentage of family violence reports was between other family members. The second most commonly reported relationship among offenders and victims was married spouses and the third most common relationship was common law spouses.

Relationship of Victim to Offender			
Relationship Type	Group %	Relationship of Victim	Percent Total
Marital	42.6%	Husband	4.3
		Wife	16.7
		Common-Law Husband	2.8
		Common-Law Wife	14.1
		Ex-Husband	0.9
		Ex-Wife	3.8
Parental/Child	15.6%	Father	2.0
		Mother	5.4
		Son	2.2
		Daughter	3.2
		Stepfather	0.8
		Stepmother	0.3
		Stepson	0.7
		Stepdaughter	0.9
		Foster Parent	0.05
		Foster Child	0.03
Other Family	41.7%	Grandfather	0.1
		Grandmother	0.4
		Grandson	0.1
		Granddaughter	0.3
		Brother	2.8
		Sister	3.8
		Stepbrother	0.1
		Stepsister	0.2
		Male Roommate	2.3
		Female Roommate	6.8
		Male In-Law	0.9
		Female In-Law	1.3
		Other Male Family Member	5.7
		Other Female Family Member	16.9
		Unknown Relationship-Male	0.0
Unknown Relationship-Female	0.0		

Victims

Incidents of family violence in 2010 involved 211,769 victims. Of the victims whose sex was known, 26 percent were male and 74 percent were female. The age group with the highest number of victims was the 20-to-24 year-old bracket.

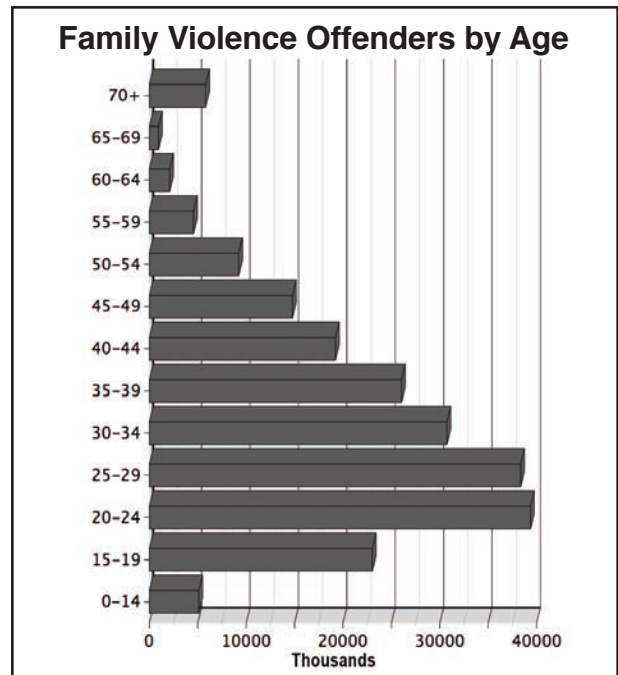
Of the victims whose ethnicity was known, 40 percent were Hispanic and 60 percent were not Hispanic. For the victims whose race was known, 74 percent were listed as White, 25 percent were Black, and 1 percent were American Indian or Alaskan Native and Asian or Pacific Islander. Of the White victims, 74 percent were female, 75 percent of the Black victims were female, 78 percent of the American Indian or Alaskan Native victims were female and 76 percent of the Asian or Pacific Islander victims were female.



Offenders

In 2010, 207,474 offenders were involved in incidents of family violence. Of the offenders whose sex was known, 76 percent were male and 24 percent were female. The age group showing the highest number of offenders was the 20-to-24 year-old bracket.

Of the offenders whose ethnicity was known, 41 percent were Hispanic and 59 percent were not Hispanic. Of the offenders whose race was known, 71 percent were White, 28 percent were Black, and 1 percent were American Indian or Alaskan Native



and Asian or Pacific Islander. An examination of offenders by race finds that 76 percent of the White offenders were male, 77 percent of the Black offenders were male, 75 percent of the American Indian or Alaskan Native offenders were male, and 74 percent of the Asian or Pacific Islander offenders were male.

Officer Assaults

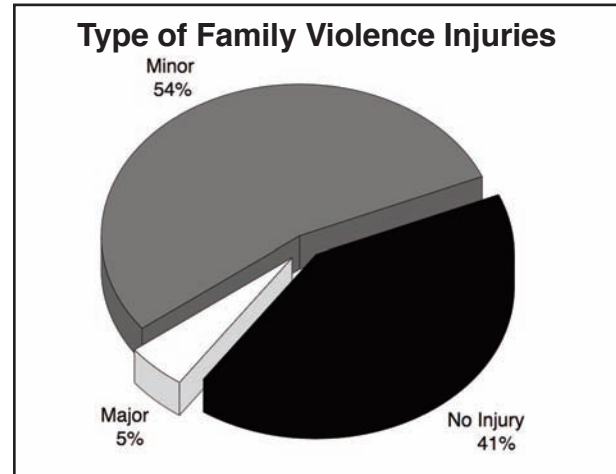
A serious problem inherent to police intervention and investigation of family violence incidents is the potential for law officers to be assaulted. In 2010, during the course of responding to family violence incidents, 358 Texas law officers were assaulted. By contrast, Uniform Crime Reports for 2010 listed 4,424 assaults on law officers during all types of police activity.

Offenses

Offense information in the family violence program is collected according to federal UCR guidelines and does not necessarily conform to Texas state definitions. Complete offense definitions are available in the appendix to this publication. Family violence offense information falls into six general categories: assaults, homicides, kidnapping/abductions, robberies, forcible sex offenses, and non-forcible sex offenses. Of the six main categories, assaults accounted for 97% of all offenses. Information for each individual crime is represented in the chart on the next page.

Family Violence Offenses			
Type	Group %	Offense	%
Assaults	96.8%	Aggravated Assault	15.2%
		Simple Assault	73.3%
		Intimidation	8.3%
Homicides	0.1%	Murder & Nonnegligent Manslaughter	0.1%
		Negligent Manslaughter	0.008%
		Justifiable Homicide	0.0009%
Kidnapping	0.3%	Kidnapping/Abduction	0.3%
Robbery	0.2%	Robbery	0.2%
Forcible Sex Offenses	2.4%	Forcible Rape	0.9%
		Forcible Sodomy	0.2%
		Sexual Assault w/Object	0.2%
		Forcible Fondling	1.1%
Non-Forcible Sex Offenses	0.3%	Incest	0.09%
		Statutory Rape	0.2%

Of the apparent major injuries, severe lacerations and possible internal injuries were the most common at 28 percent each, respectively. Apparent broken bones were noted in 11 percent of the apparent major injury cases.

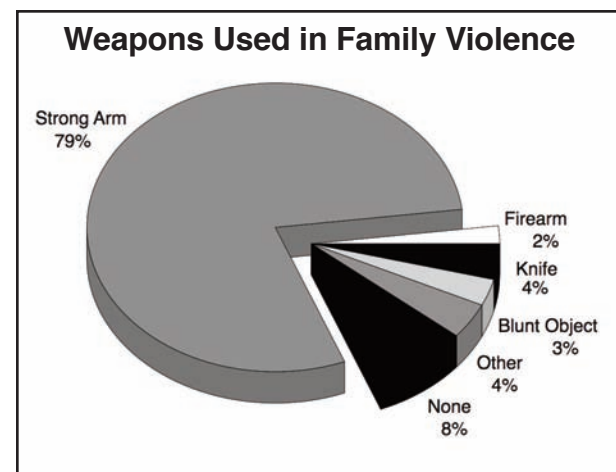
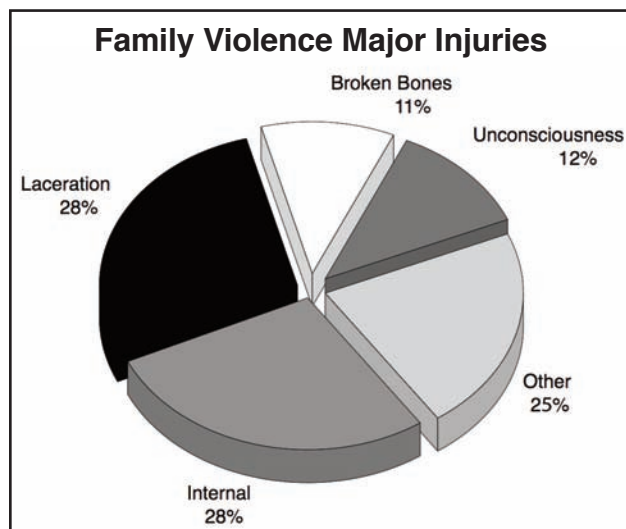


Injuries

For the purposes of this family violence report, the police officers who responded to disturbance calls determined the extent of injuries and all injuries were considered to be apparent injuries. If later medical attention indicated that the injuries were more or less severe than noted by the responding officer, this information is not included in the family violence report. The majority of reported injuries (54%) were considered to be minor injuries. In another 41 percent of family violence reports, 'no injury' was recorded. Major injuries were reported in 5 percent of the cases.

Weapons

The most common weapon involved in family violence cases was physical force through the use of hands, feet, and fists (strong-arm), which accounts for 79 percent of the incidents. The Texas Family Violence law considers the use of threats and intimidation to be serious enough to report and, thus, 8 percent of the reports were listed as involving no weapons. Knives or cutting instruments (4 percent), blunt objects (3 percent), firearms (2 percent), and other (4 percent) account for the remaining cases. Considered as other weapons were motor vehicles, poison, explosives, fire, drugs, unknown, and miscellaneous weapons.



FAMILY VIOLENCE BY JURISDICTION

AGENCY INCIDENTS

ANDERSON COUNTY

Anderson CO SO123
Palestine PD209
Frankston PD1

ANDREWS COUNTY

Andrews CO SO22
Andrews PD52

ANGELINA COUNTY

Angelina CO SO125
Diboll PD24
Huntington PD5
Lufkin PD502
Hudson PD1

ARANSAS COUNTY

Aransas CO SO53
Aransas Pass PD77
Rockport PD13

ARCHER COUNTY

Archer CO SO6
Holliday PD10

ARMSTRONG COUNTY

Armstrong CO SO1

ATASCOSA COUNTY

Atascosa CO SO100
Lytle PD11
Pleasanton PD51
Poteet PD30
Jourdanton PD25

AUSTIN COUNTY

Austin CO SO39
Bellville PD29
Sealy PD31
Wallis PD5
San Felipe PD1

BAILEY COUNTY

Bailey CO SO5
Muleshoe PD29

BANDERA COUNTY

Bandera CO SO57

BASTROP COUNTY

Bastrop CO SO525
Bastrop PD58
Elgin PD30
Smithville PD13

BAYLOR COUNTY

Baylor CO SO10
Seymour PD16

AGENCY INCIDENTS

BEE COUNTY

Bee CO SO55
Beeville PD171

BELL COUNTY

Bell CO SO178
Belton PD261
Harker Heights PD131
Killeen PD2,516
Nolanville PD2
Temple PD493
Central Tx College PD2
Morgans Point Resort PD5
Killeen ISD PD1
Troy PD11
Salado PD2
Univ of Mary Hardin Baylor PD1

BEXAR COUNTY

Bexar CO SO2,066
San Antonio PD12,303
Alamo Heights PD18
Balcones Heights PD55
Castle Hills PD12
Converse PD44
Hollywood Park PD7
Kirby PD124
Leon Valley PD45
Olmos Park PD5
Terrell Hills PD3
Universal City PD197
Windcrest PD26
Live Oak PD28
UT Health Science Center PD1
UT San Antonio PD2
Selma PD9
Somerset PD26
Helotes PD12
St. Mary's Univ PD1
Fair Oaks Ranch PD4

BLANCO COUNTY

Blanco CO SO6
Blanco PD20
Johnson City PD13

BOSQUE COUNTY

Bosque CO SO73
Clifton PD4
Valley Mills PD8
Meridian PD3

BOWIE COUNTY

Bowie CO SO306
De Kalb PD2
Nash PD35
New Boston PD67
Texarkana PD858

AGENCY INCIDENTS

Wake Village PD34
Hooks PD18

BRAZORIA COUNTY

Brazoria CO SO862
Alvin PD97
Angleton PD122
Clute PD82
Danbury PD2
Freeport77
Lake Jackson PD227
Manvel PD51
Pearland PD490
Richwood PD6
Sweeny PD13
West Columbia PD23
Brazoria PD21
Brookside Village PD8
Jones Creek PD16
Surfside Beach PD10
Oyster Creek PD9

BRAZOS COUNTY

Brazos CO SO67
Bryan PD967
College Station PD478
TX A&M Univ PD6

BREWSTER COUNTY

Brewster CO SO14
Alpine PD33

BROOKS COUNTY

Brooks CO SO5
Falfurrias PD35

BROWN COUNTY

Brown CO SO74
Bangs PD11
Brownwood PD189
Early PD19

BURLESON COUNTY

Burleson CO SO39
Caldwell PD14
Somerville PD3

BURNET COUNTY

Burnet CO SO57
Burnet PD58
Marble Falls PD65
Bertram PD8
Granite Shoals PD25
Horseshoe Bay PD7
Cottonwood Shores PD8

CALDWELL COUNTY

Caldwell CO SO133
Lockhart PD36

AGENCY	INCIDENTS
Luling PD	.54
Martindale PD	.2
CALHOUN COUNTY	
Calhoun CO SO	.45
Point Comfort PD	.2
Port Lavaca PD	.92
Seadrift PD	.2
CALLAHAN COUNTY	
Callahan CO SO	.28
Baird PD	.4
Clyde PD	.17
CAMERON COUNTY	
Cameron CO SO	.600
Brownsville PD	1,668
Combes PD	.29
Harlingen PD	.457
La Feria PD	.50
Los Fresnos PD	.42
Port Isabel PD	.32
Primera PD	.13
Rio Hondo PD	.13
San Benito PD	.226
Santa Rosa PD	.18
South Padre Island PD	.74
TSTC Harlingen PD	.1
Palm Valley PD	.6
Laguna Vista PD	.18
Rancho Viejo PD	.8
CAMP COUNTY	
Camp CO SO	.41
Pittsburg PD	.40
CARSON COUNTY	
Panhandle PD	.2
CASS COUNTY	
Cass CO SO	.52
Atlanta PD	.35
Linden PD	.1
Queen City PD	.18
CASTRO COUNTY	
Castro CO SO	.13
Dimmit PD	.29
CHAMBERS COUNTY	
Chambers CO SO	.55
Barbers Hill ISD PD	.1
Mont Belvieu PD	.24
CHEROKEE COUNTY	
Cherokee CO SO	.146
Jacksonville PD	.258
Rusk PD	.41
Alto PD	.4
CHILDRESS COUNTY	
Childress CO SO	.5
Childress PD	.31
CLAY COUNTY	
Clay CO SO	.12
COCHRAN COUNTY	
Cochran CO SO	.13

AGENCY	INCIDENTS
COKE COUNTY	
Coke CO SO	.2
COLEMAN COUNTY	
Coleman CO SO	.2
Coleman PD	.22
Santa Anna PD	.5
COLLIN COUNTY	
Collin CO SO	.281
Allen PD	.381
Celina PD	.21
Farmersville PD	.20
Frisco PD	.398
McKinney PD	.724
Plano PD	1,196
Prosper PD	.12
Wylie PD	.195
Princeton PD	.32
Melissa PD	.15
Murphy PD	.59
Lavon PD	.3
Anna PD	.35
COLORADO COUNTY	
Colorado CO SO	.55
Columbus PD	.28
Eagle Lake PD	.19
Weimar PD	.20
COMAL COUNTY	
Comal CO SO	.486
New Braunfels PD	.704
Bulverde PD	.17
COMANCHE COUNTY	
Comanche CO SO	.40
Comanche PD	.96
Deleon PD	.12
CONCHO COUNTY	
Concho CO SO	.1
Eden PD	.6
COOKE COUNTY	
Cooke CO SO	.60
Gainesville PD	.104
CORYELL COUNTY	
Coryell CO SO	.54
Copperas Cove PD	.530
Gatesville PD	.82
COTTLE COUNTY	
Paducah PD	.1
CRANE COUNTY	
Crane CO SO	.4
Crane PD	.6
CROSBY COUNTY	
Crosby CO SO	.6
Crosbyton PD	.7
Lorenzo PD	.2
Ralls PD	.4
CULBERSON COUNTY	
Culberson CO SO	.1

AGENCY	INCIDENTS
DALLAM COUNTY	
Dallam CO SO	.4
Dalhart PD	.81
DALLAS COUNTY	
Dallas CO SO	.45
Dallas PD	15,161
Addison PD	.153
Balch Springs PD	.312
Carrollton PD	.424
Cedar Hill PD	.315
Cockrell Hill PD	.45
Coppell PD	.95
Desoto PD	.618
Duncanville PD	.206
Farmers Branch PD	.135
Garland PD	1,762
Grand Prairie PD	.733
Highland Park PD	.6
Hutchins PD	.29
Irving PD	1,192
Mesquite PD	.767
Richardson PD	.320
Sachse PD	.47
Seagoville PD	.105
University Park PD	.15
Wilmer PD	.22
UT Medical School Dallas PD	.5
UT Dallas PD	.6
Rowlett PD	.300
Northlake College PD	.1
Glenn Heights PD	.125
Dallas Co. Hospital District PD	.10
Baylor Hlth Care Sys PD	.3
SMU PD	.3
Ovilla PD	.4
DAWSON COUNTY	
Dawson CO SO	.1
Lamesa PD	.96
DEAF SMITH COUNTY	
Deaf Smith CO SO	.16
Hereford PD	.97
DELTA COUNTY	
Delta CO SO	.14
DENTON COUNTY	
Denton CO SO	.210
Argyle PD	.11
Denton PD	.658
Lake Dallas PD	.51
Lewisville PD	.525
Pilot Point PD	.5
Univ of North Texas PD	.10
Flower Mound PD	.129
Little Elm PD	.52
The Colony PD	.156
Highland Village PD	.16
Corinth PD	.57
Double Oak PD	.2
Hickory Creek PD	.6
Roanoke PD	.26
Trophy Club PD	.9
Northlake PD	.2

AGENCY	INCIDENTS
DEWITT COUNTY	
Dewitt CO SO	.23
Cuero PD	.35
Yorktown PD	.3
DICKENS COUNTY	
Spur PD	.3
DIMMITT COUNTY	
Dimmitt CO SO	.96
DONLEY COUNTY	
Donley CO SO	.6
DUVAL COUNTY	
Duval CO SO	.36
San Diego PD	.57
Freer PD	.22
EASTLAND COUNTY	
Cisco PD	.24
Eastland PD	.11
Ranger PD	.10
Rising Star PD	.4
ECTOR COUNTY	
Ector CO SO	.558
Odessa PD	1,850
UT Permian Basin PD	.4
EDWARDS COUNTY	
Edwards CO SO	.4
ELLIS COUNTY	
Ellis CO SO	.117
Ennis PD	.127
Ferris PD	.13
Italy PD	.10
Midlothian PD	.74
Milford PD	.2
Palmer PD	.9
Red Oak PD	.44
Waxahachie PD	.170
EL PASO COUNTY	
El Paso CO SO	.470
Anthony PD	.52
El Paso PD	5,680
UT El Paso PD	.2
Clint PD	.1
El Paso ISD PD	.1
Horizon City PD	.83
Socorro PD	.180
Socorro ISD PD	.1
ERATH COUNTY	
Erath CO SO	.36
Dublin PD	.21
Stephenville PD	.97
FALLS COUNTY	
Falls CO SO	.9
Lott PD	.4
Marlin PD	.43
Rosebud PD	.8
FANNIN COUNTY	
Fannin CO SO	.64
Bonham PD	.106
Trenton PD	.2

AGENCY	INCIDENTS
FAYETTE COUNTY	
Fayette CO SO	.28
La Grange PD	.8
Schulenburg PD	.8
Flatonia PD	.3
FISHER COUNTY	
Fisher CO SO	.2
FLOYD COUNTY	
Floyd CO SO	.5
Floydada PD	.2
Lockney PD	.8
FOARD COUNTY	
Foard CO SO	.2
FORT BEND COUNTY	
Fort Bend CO SO	1,815
Missouri City PD	.243
Richmond PD	.200
Rosenberg PD	.285
Stafford PD	.171
Sugar Land PD	.169
Needville PD	.13
Arcola PD	.14
Meadows Place PD	.15
Fort Bend ISD PD	.2
FRANKLIN COUNTY	
Franklin CO SO	.32
FREESTONE COUNTY	
Freestone CO SO	.3
Fairfield PD	.18
Teague PD	.37
Wortham PD	.1
FRIO COUNTY	
Frio CO SO	.13
Pearsall PD	.37
Dilley PD	.29
GAINES COUNTY	
Gaines CO SO	.21
Seagraves PD	.4
Seminole PD	.20
GALVESTON COUNTY	
Galveston CO SO	.101
Dickinson PD	.51
Friendswood PD	.107
Galveston PD	.823
Hitchcock PD	.50
Kemah PD	.9
La Marque PD	.228
League City PD	.427
Texas City PD	.378
UTMB-Galveston PD	.2
Jamaica Beach PD	.3
Santa Fe PD	.74
Bayou Vista PD	.2
College of the Mainland PD	.1
GARZA COUNTY	
Garza CO SO	.8

AGENCY	INCIDENTS
GILLESPIE COUNTY	
Gillespie CO SO	.18
Fredericksburg PD	.18
GOLIAD COUNTY	
Goliad CO SO	.17
GONZALES COUNTY	
Gonzales CO SO	.26
Gonzales PD	.36
Nixon PD	.12
Waelder PD	.6
GRAY COUNTY	
Gray CO SO	.10
Pampa PD	.181
GRAYSON COUNTY	
Grayson CO SO	.264
Collinsville PD	.5
Denison PD	.157
Pottsboro PD	.10
Sherman PD	.568
Van Alstyne PD	.15
Whitesboro PD	.17
Whitewright PD	.4
Howe PD	.6
Tom Bean PD	.5
GREGG COUNTY	
Gregg CO SO	.171
Gladewater PD	.21
Kilgore PD	.99
Longview PD	.917
White Oak PD	.20
GRIMES COUNTY	
Grimes CO SO	.124
Navasota PD	.31
GUADALUPE COUNTY	
Guadalupe CO SO	.316
Schertz PD	.215
Seguin PD	.372
Cibolo PD	.59
HALE COUNTY	
Hale CO SO	.11
Abernathy PD	.10
Hale Center PD	.14
Plainview PD	.106
HALL COUNTY	
Hall CO SO	.2
Memphis PD	.6
HAMILTON COUNTY	
Hamilton CO SO	.22
HANSFORD COUNTY	
Hansford CO SO	.1
Grover PD	.2
Spearman PD	.6
HARDEMAN COUNTY	
Hardeman CO SO	.9
Chillicothe PD	.7

AGENCY	INCIDENTS
HARDIN COUNTY	
Hardin CO SO	102
Kountze PD	7
Silsbee PD	35
Sour Lake PD	17
Lumberton PD	78
HARRIS COUNTY	
Harris CO SO	10,268
Houston PD	21,634
Baytown PD	484
Bellaire PD	42
Deer Park PD	183
Galena Park PD	50
Humble PD	100
Jacinto City PD	80
Jersey Village PD	18
La Porte PD	216
Pasadena PD	1,248
Seabrook PD	99
South Houston PD	147
Spring Valley PD	5
Tomball PD	58
Memorial Village PD	20
Webster PD	64
West University Place PD	6
Katy PD	78
Nassau Bay PD	19
UT Houston PD	4
University of Houston PD	9
Tx Southern Univ PD	30
Rice University PD	5
Hedwig Village PD	3
Houston Comm Coll PD	11
Lakeview PD	25
Katy ISD PD	1
Spring Branch ISD PD	2
Pasadena ISD PD	3
Humble ISD PD	1
HARRISON COUNTY	
Harrison CO SO	183
Hallsville PD	6
Marshall PD	144
HARTLEY COUNTY	
Hartley CO SO	1
HASKELL COUNTY	
Haskell CO SO	2
Haskell PD	6
HAYS COUNTY	
Hays CO SO	352
San Marcos PD	302
Texas State Univ PD	8
Kyle PD	120
HEMPHILL COUNTY	
Hemphill CO SO	28
HENDERSON COUNTY	
Henderson CO SO	403
Athens PD	83
Malakoff PD	15
Seven Points PD	2
Gun Barrel City PD	18

AGENCY	INCIDENTS
Tool PD	25
HIDALGO COUNTY	
Hidalgo CO SO	2,565
Alamo PD	83
Donna PD	269
Edcouch PD	40
Edinburg PD	558
Elsa PD	52
Hidalgo PD	27
La Villa PD	17
McAllen PD	827
Mercedes PD	89
Mission PD	211
Pharr PD	554
San Juan PD	77
Weslaco PD	294
La Joya PD	6
UT Pan America PD	1
Palmview PD	4
Alton PD	136
Progreso PD	36
Penitas PD	12
Sullivan City PD	3
Palmhurst PD	8
HILL COUNTY	
Hill CO SO	27
Hillsboro PD	68
Hubbard PD	2
Itasca PD	5
Whitney PD	7
HOCKLEY COUNTY	
Hockley CO SO	42
Levelland PD	124
Ropesville PD	4
HOOD COUNTY	
Hood CO SO	182
Granbury PD	8
HOPKINS COUNTY	
Hopkins CO SO	41
Sulphur Springs PD	118
HOUSTON COUNTY	
Houston CO SO	48
Crockett PD	61
Grapeland PD	6
HOWARD COUNTY	
Howard CO SO	34
Big Spring PD	437
HUDSPETH COUNTY	
Hudspeth CO SO	15
HUNT COUNTY	
Hunt CO SO	239
Commerce PD	76
Greenville PD	443
Wolfe City PD	3
TX A&M Univ-Commerce PD	3
Caddo Mills PD	1
West Tawakoni PD	12
Quinlan PD	11
Hawk Cove PD	1

AGENCY	INCIDENTS
HUTCHINSON COUNTY	
Hutchinson CO SO	40
Borger PD	124
IRION COUNTY	
Irion CO SO	6
JACK COUNTY	
Jack CO SO	9
Jacksboro PD	14
JACKSON COUNTY	
Jackson CO SO	11
Edna PD	18
Ganado PD	2
JASPER COUNTY	
Jasper CO SO	84
Jasper PD	64
Kirbyville PD	2
JEFF DAVIS COUNTY	
Jeff Davis CO SO	3
JEFFERSON COUNTY	
Jefferson CO SO	211
Beaumont PD	2,578
Groves PD	132
Nederland PD	152
Port Arthur PD	700
Port Neches PD	97
JIM HOGG COUNTY	
Jim Hogg CO SO	18
JIM WELLS COUNTY	
Jim Wells CO SO	97
Alice PD	377
Premont PD	13
Orange Grove PD	4
JOHNSON COUNTY	
Johnson CO SO	441
Alvarado PD	26
Burleson PD	268
Cleburne PD	179
Joshua PD	24
Keene PD	14
Godley PD	4
JONES COUNTY	
Jones CO SO	13
Anson PD	14
Hamlin PD	60
Stamford PD	9
Hawley PD	1
KARNES COUNTY	
Karnes CO SO	21
Karnes City PD	13
Kenedy PD	47
KAUFMAN COUNTY	
Kaufman CO SO	572
Forney PD	31
Kaufman PD	34
Kemp PD	3
Terrell PD	192
Crandall PD	17

AGENCY	INCIDENTS
KENDALL COUNTY	
Kendall CO SO	.71
Boerne PD	.71
KENEDY COUNTY	
Kenedy CO SO	.2
KENT COUNTY	
Kent CO SO	.1
KERR COUNTY	
Kerr CO SO	.115
Kerrville PD	.215
Ingram PD	.14
KIMBLE COUNTY	
Kimble CO SO	.5
Junction PD	.22
KINNEY COUNTY	
Kinney CO SO	.4
KLEBERG COUNTY	
Kleberg CO SO	.35
Kingsville PD	.505
TX A&M Kingsville PD	.2
KNOX COUNTY	
Knox CO SO	.4
Munday PD	.4
LAMAR COUNTY	
Lamar CO SO	.127
Paris PD	.309
Reno PD	.11
LAMB COUNTY	
Lamb CO SO	.35
Littlefield PD	.156
Olton PD	.3
LAMPASAS COUNTY	
Lampasas CO SO	.30
Lampasas PD	.64
LA SALLE COUNTY	
LaSalle CO SO	.44
LAVACA COUNTY	
Lavaca CO SO	.7
Hallettsville PD	.10
Yoakum PD	.12
LEE COUNTY	
Lee CO SO	.19
Giddings PD	.44
Lexington PD	.4
LEON COUNTY	
Leon CO SO	.88
LIBERTY COUNTY	
Liberty CO SO	.374
Cleveland PD	.69
Dayton PD	.37
Liberty PD	.62
LIMESTONE COUNTY	
Limestone CO SO	.57
Groesbeck PD	.10
Mexia PD	.104

AGENCY	INCIDENTS
LIPSCOMB COUNTY	
Lipscomb CO SO	.1
LIVE OAK COUNTY	
Live Oak CO SO	.3
Three Rivers PD	.6
LLANO COUNTY	
Llano CO SO	.38
Llano PD	.20
Sunrise Beach PD	.1
LUBBOCK COUNTY	
Lubbock CO SO	.413
Idalou PD	.6
Lubbock PD	.3,641
Slaton PD	.42
TX Tech Univ PD	.6
Wolfforth PD	.9
LYNN COUNTY	
Lynn CO SO	.5
Tahoka PD	.21
MCCULLOCH COUNTY	
McCulloch CO SO	.2
Brady PD	.22
MCLENNAN COUNTY	
McLennan CO SO	.330
Bellmead PD	.200
Beverly Hills PD	.18
Hewitt PD	.52
Lacy-Lakeview PD	.61
Lorena PD	.2
McGregor PD	.22
Mart PD	.24
Robinson PD	.23
Waco PD	.1,847
West PD	.2
Woodway PD	.15
Riesel PD	.4
TSTC Waco PD	.23
Baylor Univ PD	.4
Bruceville-Eddy PD	.2
MADISON COUNTY	
Madison CO SO	.20
Madisonville PD	.35
MARION COUNTY	
Marion CO SO	.59
Jefferson PD	.33
MARTIN COUNTY	
Martin CO SO	.4
Stanton PD	.8
MASON COUNTY	
Mason CO SO	.6
MATAGORDA COUNTY	
Matagorda CO SO	.136
Bay City ISD PD	.1
Bay City PD	.354
Palacios PD	.24
MAVERICK COUNTY	
Maverick CO SO	.291

AGENCY	INCIDENTS
Eagle Pass PD	.109
MEDINA COUNTY	
Medina CO SO	.37
Castroville PD	.17
Devine PD	.21
Hondo PD	.76
MENARD COUNTY	
Menard CO SO	.4
MIDLAND COUNTY	
Midland CO SO	.153
Midland PD	.244
MILAM COUNTY	
Milam CO SO	.27
Cameron PD	.30
Rockdale PD	.21
Thorndale PD	.4
MILLS COUNTY	
Mills CO SO	.17
MITCHELL COUNTY	
Mitchell CO SO	.4
Colorado City PD	.54
MONTAGUE COUNTY	
Montague CO SO	.51
Bowie PD	.58
Nocona PD	.9
MONTGOMERY COUNTY	
Montgomery CO SO	.2,497
Conroe PD	.588
Roman Forest PD	.8
Magnolia PD	.11
Shenandoah PD	.8
Willis PD	.44
Oak Ridge North PD	.7
Conroe ISD PD	.2
MOORE COUNTY	
Moore CO SO	.6
Dumas PD	.307
Sunray PD	.1
Cactus PD	.17
MORRIS COUNTY	
Morris CO SO	.44
Daingerfield PD	.7
Lone Star PD	.6
Naples PD	.10
MOTLEY COUNTY	
Motley CO SO	.1
NACOGDOCHES COUNTY	
Nacogdoches CO SO	.113
Nacogdoches PD	.569
Stephen F Austin Univ PD	.15
NAVARRO COUNTY	
Navarro CO SO	.93
Corsicana PD	.412
Kerens PD	.6
NEWTON COUNTY	
Newton CO SO	.17

AGENCY	INCIDENTS
NOLAN COUNTY	
Nolan CO SO	.14
Roscoe PD	.2
Sweetwater PD	.111
NUECES COUNTY	
Nueces CO SO	.64
Bishop PD	.15
Corpus Christi PD	4,380
Robstown PD	.175
Port Aransas PD	.41
Driscoll PD	.4
OCHILTREE COUNTY	
Ochiltree CO SO	.8
Perryton PD	.39
OLDHAM COUNTY	
Oldham CO SO	.5
ORANGE COUNTY	
Orange CO SO	.60
Bridge City PD	.23
Orange PD	.96
Pinehurst PD	.28
Vidor PD	.146
West Orange PD	.14
PALO PINTO COUNTY	
Palo Pinto CO SO	.18
Mineral Wells PD	.85
PANOLA COUNTY	
Panola CO SO	.81
Carthage PD	.69
PARKER COUNTY	
Parker CO SO	.399
Weatherford PD	.122
Springtown PD	.7
Willow Park PD	.5
PARMER COUNTY	
Parmer CO SO	.3
Bovina PD	.6
Friona PD	.23
Farwell PD	.1
PECOS COUNTY	
Pecos CO SO	.28
Fort Stockton PD	.64
POLK COUNTY	
Polk CO SO	.306
Livingston PD	.53
Corrigan PD	.1
Onalaska PD	.30
POTTER COUNTY	
Potter CO SO	.49
Amarillo PD	2,641
Amarillo College PD	.6
PRESIDIO COUNTY	
Presidio CO SO	.6
Presidio PD	.5
RAINS COUNTY	
Rains CO SO	.21

AGENCY	INCIDENTS
RANDALL COUNTY	
Randall CO SO	.130
Canyon PD	.18
West Texas A&M Univ PD	.2
REAGAN COUNTY	
Reagan CO SO	.12
REAL COUNTY	
Real CO SO	.14
RED RIVER COUNTY	
Red River CO SO	.52
Clarksville PD	.8
Bogota PD	.10
REEVES COUNTY	
Reeves CO SO	.36
Pecos PD	.37
REFUGIO COUNTY	
Refugio CO SO	.16
Refugio PD	.12
ROBERTS COUNTY	
Roberts CO SO	.4
ROBERTSON COUNTY	
Robertson CO SO	.29
Bremond PD	.12
Calvert PD	.9
Hearne PD	.78
ROCKWALL COUNTY	
Rockwall CO SO	.84
Rockwall PD	.196
Royse City PD	.52
Heath PD	.12
RUNNELS COUNTY	
Ballinger PD	.36
Winters PD	.17
Miles PD	.13
RUSK COUNTY	
Rusk CO SO	.282
Henderson PD	.244
Overton PD	.19
Tatum PD	.4
SABINE COUNTY	
Sabine CO SO	.31
Hemphill PD	.8
SAN AUGUSTINE COUNTY	
San Augustine CO SO	.23
San Augustine PD	.5
SAN JACINTO COUNTY	
San Jacinto CO SO	.226
SAN PATRICIO COUNTY	
San Patricio CO SO	.44
Ingleside PD	.62
Mathis PD	.50
Portland PD	.85
Sinton PD	.116
Taft PD	.35
Gregory PD	.11

AGENCY	INCIDENTS
SAN SABA COUNTY	
San Saba CO SO	.11
San Saba PD	.21
SCHLEICHER COUNTY	
Schleicher CO SO	.3
SCURRY COUNTY	
Scurry CO SO	.16
Snyder PD	.119
SHACKELFORD COUNTY	
Shackelford CO SO	.7
SHELBY COUNTY	
Shelby CO SO	.108
Center PD	.40
SHERMAN COUNTY	
Stratford PD	.5
SMITH COUNTY	
Smith CO SO	.238
Lindale PD	.29
Tyler PD	.834
Whitehouse PD	.36
UT Health Center PD	.1
SOMERVELL COUNTY	
Somervell CO SO	.27
STARR COUNTY	
Starr CO SO	.237
La Grulla PD	.3
Rio Grande City PD	.126
Roma PD	.50
Rio Grande City ISD PD	.1
STEPHENS COUNTY	
Stephens CO SO	.8
Breckenridge PD	.33
STERLING COUNTY	
Sterling CO SO	.4
STONEWALL COUNTY	
Stonewall CO SO	.1
SUTTON COUNTY	
Sutton CO SO	.1
Sonora PD	.11
SWISHER COUNTY	
Tulia PD	.36
TARRANT COUNTY	
Tarrant CO SO	.237
Arlington PD	3,370
Azle PD	.65
Bedford PD	.395
Benbrook PD	.77
Blue Mound PD	.17
Crowley PD	.67
Eules PD	.250
Everman PD	.40
Forest Hill PD	.89
Fort Worth PD	5,724
Grapevine PD	.273
Haltom City PD	.439
Hurst PD	.334

AGENCY	INCIDENTS
Kennedale PD	.35
Lakeside PD	.1
Lake Worth PD	.26
Mansfield PD	153
North Richland Hills PD	.617
Richland Hills PD	.32
River Oaks PD	.35
Saginaw PD	.58
Sansom Park Village PD	.47
Watauga PD	.142
Westworth PD	.18
White Settlement PD	.59
Keller PD	.79
Pantego PD	.4
Southlake PD	.32
UT Arlington PD	.11
Dallas/Ft Worth Airport PD	.5
Colleyville PD	.27
Pelican Bay PD	.4
Tarrant CO Hosp Dist PD	.10
TAYLOR COUNTY	
Taylor CO SO	.98
Abilene PD	2,004
Merkel PD	.17
Tye PD	.3
TERRELL COUNTY	
Terrell CO SO	.1
TERRY COUNTY	
Brownfield PD	.52
TITUS COUNTY	
Titus CO SO	.176
Mount Pleasant PD	.258
TOM GREEN COUNTY	
Tom Green CO SO	.67
San Angelo PD	1,341
TRAVIS COUNTY	
Travis CO SO	.554
Austin PD	7,528
Manor PD	.32
West Lake Hills PD	.3
UT Austin PD	.6
Pflugerville PD	.118
Lakeway PD	.28
Sunset Valley PD	.8
Lago Vista PD	.14
Jonestown PD	.11
Mustang Ridge PD	.1
Austin ISD PD	.11
Bee Cave PD	.11
Pflugerville ISD PD	.1
TRINITY COUNTY	
Trinity CO SO	.17
Trinity PD	.8
TYLER COUNTY	
Tyler CO SO	.105
Woodville PD	.5

AGENCY	INCIDENTS
UPSHUR COUNTY	
Upshur CO SO	.115
Big Sandy PD	.3
Gilmer PD	.41
East Mountain PD	.2
UPTON COUNTY	
Upton CO SO	.14
UVALDE COUNTY	
Uvalde CO SO	.67
Uvalde PD	.124
Sabinal PD	.5
VAL VERDE COUNTY	
Val Verde CO SO	.44
Del Rio PD	.229
VAN ZANDT COUNTY	
Van Zandt CO SO	.117
Canton PD	.19
Edgewood PD	.6
Grand Saline PD	.2
Van PD	.5
VICTORIA COUNTY	
Victoria CO SO	.222
Victoria PD	.642
WALKER COUNTY	
Walker CO SO	.112
Huntsville PD	.331
WALLER COUNTY	
Waller CO SO	.51
Brookshire PD	.22
Waller PD	.16
Hempstead PD	.38
Prairie View A&M Univ PD	.4
WARD COUNTY	
Ward CO SO	.24
Monahans PD	.110
WASHINGTON COUNTY	
Washington CO SO	.40
Brenham PD	.144
Blinn College PD	.1
WEBB COUNTY	
Webb CO SO	.111
Laredo PD	1,432
TX A&M Int'l Univ PD	.2
WHARTON COUNTY	
Wharton CO SO	.126
El Campo PD	.44
Wharton PD	.168
WHEELER COUNTY	
Wheeler CO SO	.7
Shamrock PD	.2
WICHITA COUNTY	
Wichita CO SO	.54
Burkburnett PD	.64
Electra PD	.25

AGENCY	INCIDENTS
Iowa Park PD	.29
Wichita Falls PD	1,473
Midwestern Univ PD	.1
WILBARGER COUNTY	
Wilbarger CO SO	.2
Vernon PD	.75
WILLACY COUNTY	
Willacy CO SO	.59
Lyford PD	.5
Raymondville PD	.148
WILLIAMSON COUNTY	
Williamson CO SO	.527
Florence PD	.4
Georgetown PD	.174
Granger PD	.9
Hutto PD	.50
Round Rock PD	.362
Taylor PD	.123
Cedar Park PD	.325
Leander PD	.88
Thrall PD	.2
Jarrell PD	.1
WILSON COUNTY	
Wilson CO SO	.61
Floresville PD	.11
Poth PD	.6
Floresville ISD PD	.1
WINKLER COUNTY	
Kermit PD	.58
Wink PD	.2
WISE COUNTY	
Wise CO SO	.82
Bridgeport PD	.14
Decatur PD	.13
Runaway Bay PD	.4
WOOD COUNTY	
Wood CO SO	.77
Hawkins PD	.1
Mineola PD	.27
Quitman PD	.8
Winnboro PD	.25
YOAKUM COUNTY	
Yoakum CO SO	.3
Denver City PD	.22
YOUNG COUNTY	
Young CO SO	.14
Graham PD	.37
Olney PD	.28
ZAPATA COUNTY	
Zapata CO SO	.30
ZAVALA COUNTY	
Zavala CO SO	.38
Crystal City PD	.37

Jurisdictions not represented reported zero incidents of Family Violence.