

**Chapter
5**

**FAMILY
VIOLENCE**

FAMILY VIOLENCE

5

DEFINITION

The Texas Family Code defines Family Violence as an act by a member of a family or household against another member that is intended to result in physical harm, bodily injury, assault, or a threat that reasonably places the member in fear of imminent physical harm. The law excludes the reasonable discipline of a child and defines abuse as physical injury that results in substantial harm or genuine threat; sexual contact, intercourse, or conduct; or compelling or encouraging the child to engage in sexual conduct.

By definition and for the purposes of family violence reports, 'family' includes individuals related by consanguinity (blood) or affinity, marriage or former marriage, biological parents of the same child, foster children, foster parents, and members or former members of the same household (including roommates). Senate Bill 68 of the 77th Legislature amended the Family Code to include "Dating Violence". The "Dating Relationship" means a relationship between individuals who have or have had a continuing relationship of a romantic or intimate nature.

ANALYSIS

Volume

The total number of Texas family violence incidents in 2009 was 196,713. This represented a 1.7 percent increase when compared to 2008. These incidents involved 212,106 victims (up 1.9 percent from 2008) and 207,315 offenders (up 1.8 percent from 2008).

Family Violence	2009	2008	% Change
Number of Incidents	196,713	193,505	+1.7%
Number of Victims	212,106	208,073	+1.9%
Number of Offenders	207,315	203,682	+1.8%

Victim/Offender Relationships

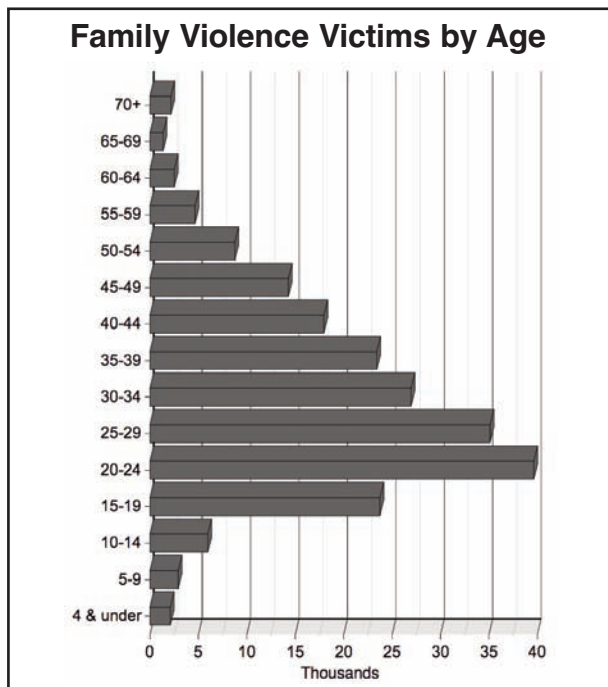
The largest percentage of family violence reports was between married spouses. The second most commonly reported relationship among offenders and victims was other family member and the third most common relationship was common law spouses.

Relationship of Victim to Offender			
Relationship Type	Group Percent	Victim's Relationship	Percent of Total
Marital	44.3%	Husband	4.4
		Wife	17.7
		Common-Law Husband	2.8
		Common-Law Wife	14.7
		Ex-Husband	0.9
		Ex-Wife	3.7
Parental/ Child	15.7%	Father	2.1
		Mother	5.3
		Son	2.2
		Daughter	3.3
		Stepfather	0.8
		Stepmother	0.3
		Stepson	0.7
		Stepdaughter	0.9
		Foster Parent	0.05
		Foster Child	0.03
Other Family	40.0%	Grandfather	0.1
		Grandmother	0.4
		Grandson	0.1
		Granddaughter	0.3
		Brother	2.8
		Sister	3.8
		Stepbrother	0.1
		Stepsister	0.2
		Male Roommate	2.3
		Female Roommate	7.0
		Male In-Law	1.0
		Female In-Law	1.3
		Other Male Family Member	5.3
		Other Female Family Member	15.5

Victims

Incidents of family violence in 2009 involved 212,106 victims. Of the victims whose sex was known, 26 percent were male and 74 percent were female. The age group with the highest number of victims was the 20-to-24 year-old bracket.

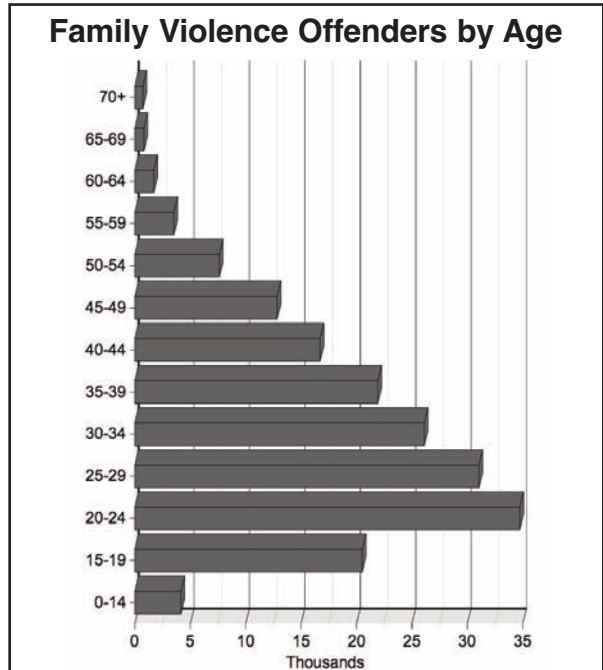
Of the victims whose ethnicity was known, 40 percent were Hispanic and 60 percent were not Hispanic. For the victims whose race was known, 74 percent were listed as White, 25 percent were Black, and 1 percent were American Indian or Alaskan Native and Asian or Pacific Islander. Of the White victims, 74 percent were female, 74 percent of the Black victims were female, 76 percent of the American Indian or Alaskan Native victims were female and 75 percent of the Asian or Pacific Islander victims were female.



Offenders

In 2009, 207,315 offenders were involved in incidents of family violence. Of the offenders whose sex was known, 76 percent were male and 24 percent were female. The age group showing the highest number of offenders was the 20-to-24 year-old bracket.

Of the offenders whose ethnicity was known, 42 percent were Hispanic and 58 percent were not Hispanic. Of the offenders whose race was



known, 71 percent were White, 28 percent were Black, and 1 percent were American Indian or Alaskan Native and Asian or Pacific Islander. An examination of offenders by race finds that 76 percent of the White offenders were male, 77 percent of the Black offenders were male, 68 percent of the American Indian or Alaskan Native offenders were male, and 73 percent of the Asian or Pacific Islander offenders were male.

Officer Assaults

A serious problem inherent to police intervention and investigation of family violence incidents is the potential for law officers to be assaulted. In 2009, during the course of responding to family violence incidents, 385 Texas law officers were assaulted. By contrast, Uniform Crime Reports for 2009 listed 4,706 assaults on law officers during all types of police activity.

Offenses

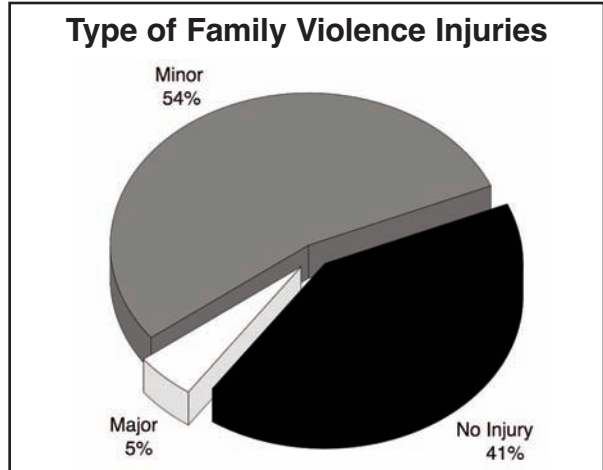
Offense information in the family violence program is collected according to federal UCR guidelines and does not necessarily conform to Texas state definitions. Complete offense definitions are available in the appendix to this publication. Family violence offense information falls into six general categories: assaults, homicides, kidnapping/abductions, robberies, forcible sex offenses, and non-forcible sex offenses. Of the six main categories, assaults accounted for 97% of all offenses. Information for each individual crime is represented in the chart on the next page.

Family Violence Offenses			
Type	Group %	Offense	%
Assaults	96.9%	Aggravated Assault	14.9%
		Simple Assault	74.1%
		Intimidation	7.9%
Homicides	0.1%	Murder & Nonnegligent Manslaughter	0.09%
		Negligent Manslaughter	0.01%
		Justifiable Homicide	0.0%
			0.0%
Kidnapping	0.3%	Kidnapping/Abduction	0.3%
Robbery	0.2%	Robbery	0.2%
Forcible Sex Offenses	2.3%	Forcible Rape	0.9%
		Forcible Sodomy	0.2%
		Sexual Assault w/Object	0.2%
		Forcible Fondling	1.0%
Non-Forcible Sex Offenses	0.2%	Incest	0.07%
		Statutory Rape	0.07%

Injuries

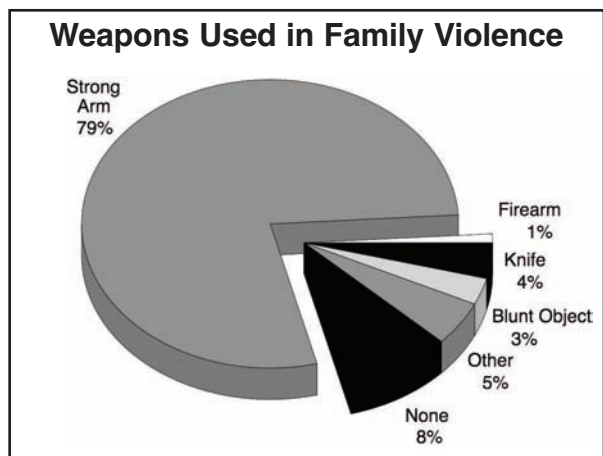
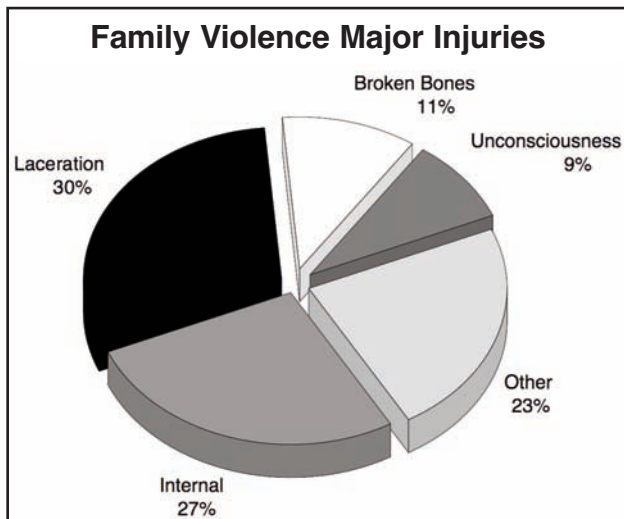
For the purposes of this family violence report, the police officers who responded to disturbance calls determined the extent of injuries and all injuries were considered to be apparent injuries. If later medical attention indicated that the injuries were more or less severe than noted by the responding officer, this information is not included in the family violence report. The majority of reported injuries (54%) were considered to be minor injuries. In another 41 percent of family violence reports, 'no injury' was recorded. Major injuries were reported in 5 percent of the cases.

Of the apparent major injuries, severe lacerations were the most common at 30 percent. Possible internal injuries were reported in 27 percent of the apparent major injury reports, and apparent broken bones were noted in 11 percent of the apparent major injury cases.



Weapons

The most common weapon involved in family violence cases was physical force through the use of hands, feet, and fists (strong-arm), which accounts for 79 percent of the incidents. The Texas Family Violence law considers the use of threats and intimidation to be serious enough to report and, thus, 8 percent of the reports were listed as involving no weapons. Knives or cutting instruments (4 percent), blunt objects (3 percent), firearms (1 percent), and other (5 percent) account for the remaining cases. Considered as other weapons were motor vehicles, poison, explosives, fire, drugs, unknown, and miscellaneous weapons.



FAMILY VIOLENCE BY JURISDICTION

AGENCY	INCIDENTS
ANDERSON COUNTY	
Anderson CO SO	112
Palestine PD	169
Frankston PD	2
ANDREWS COUNTY	
Andrews CO SO	19
Andrews PD	82
ANGELINA COUNTY	
Angelina CO SO	132
Diboll PD	29
Huntington PD	11
Lufkin PD	491
Hudson PD	11
ARANSAS COUNTY	
Aransas CO SO	56
Aransas Pass PD	60
Rockport PD	16
ARCHER COUNTY	
Archer CO SO	3
Holliday PD	0
ARMSTRONG COUNTY	
Armstrong CO SO	7
ATASCOSA COUNTY	
Atascosa CO SO	96
Lytle PD	23
Pleasanton PD	73
Poteet PD	51
Jourdanton PD	17
AUSTIN COUNTY	
Austin CO SO	22
Bellville PD	26
Sealy PD	34
Wallis PD	1
San Felipe PD	2
BAILEY COUNTY	
Bailey CO SO	5
Muleshoe PD	21
BANDERA COUNTY	
Bandera CO SO	79
BASTROP COUNTY	
Bastrop CO SO	533
Bastrop PD	39
Elgin PD	49
Smithville PD	14
BAYLOR COUNTY	
Seymour PD	8
BEE COUNTY	
Bee CO SO	63
Beeville PD	141
BELL COUNTY	
Bell CO SO	105
Belton PD	157
Harker Heights PD	71
Killeen PD	2,183
Nolanville PD	10
Temple PD	415
Central Tx College PD	4
Morgans Point Resort PD	14
Holland PD	1
Troy PD	6
Salado PD	1

AGENCY	INCIDENTS
BEXAR COUNTY	
Bexar CO SO	1,894
San Antonio PD	12,480
Alamo Heights PD	23
Balcones Heights PD	35
Castle Hills PD	8
Converse PD	53
Hill Country Village PD	2
Hollywood Park PD	2
Kirby PD	102
Leon Valley PD	43
Olmos Park PD	7
Shavano Park PD	2
Terrell Hills PD	4
Universal City PD	202
Windcrest PD	22
Live Oak PD	38
UT San Antonio PD	4
Alamo Comm College PD	1
Selma PD	42
Somerset PD	10
Helotes PD	11
St. Mary's Univ PD	2
Fair Oaks Ranch PD	5
BLANCO COUNTY	
Blanco CO SO	17
Blanco PD	13
Johnson City PD	6
BORDEN COUNTY	
Borden CO SO	1
BOSQUE COUNTY	
Bosque CO SO	89
Clifton PD	11
Meridian PD	4
BOWIE COUNTY	
Bowie CO SO	267
De Kalb PD	2
Nash PD	60
New Boston PD	59
Texarkana PD	870
Wake Village PD	25
Hooks PD	18
BRAZORIA COUNTY	
Brazoria CO SO	878
Alvin PD	83
Angleton PD	109
Clute PD	114
Freeport	67
Lake Jackson PD	175
Manvel PD	16
Pearland PD	397
Richwood PD	14
Sweeny PD	19
West Columbia PD	36
Alvin Comm College PD	1
Brazoria PD	31
Brookside Village PD	3
Jones Creek PD	8
Surfside Beach PD	8
Oyster Creek PD	9

AGENCY	INCIDENTS
BRAZOS COUNTY	
Brazos CO SO	.100
Bryan PD	.1020
College Station PD	.477
TX A&M Univ PD	.4
BREWSTER COUNTY	
Brewster CO SO	.12
Alpine PD	.39
BRISCOE COUNTY	
Briscoe CO SO	.2
BROOKS COUNTY	
Brooks CO SO	.4
Falfurrias PD	.40
BROWN COUNTY	
Brown CO SO	.94
Bangs PD	.14
Brownwood PD	.196
Early PD	.14
BURLESON COUNTY	
Burleson CO SO	.42
Caldwell PD	.8
Somerville PD	.4
BURNET COUNTY	
Burnet CO SO	.71
Burnet PD	.71
Marble Falls PD	.81
Bertram PD	.3
Granite Shoals PD	.21
Horseshoe Bay PD	.4
Cottonwood Shores PD	.1
CALDWELL COUNTY	
Caldwell CO SO	.112
Lockhart PD	.83
Luling PD	.66
Martindale PD	.7
CALHOUN COUNTY	
Calhoun CO SO	.12
Point Comfort PD	.3
Port Lavaca PD	.72
Seadrift PD	.1
CALLAHAN COUNTY	
Callahan CO SO	.18
Baird PD	.2
Clyde PD	.19
CAMERON COUNTY	
Cameron CO SO	.602
Brownsville PD	.1,838
Combes PD	.23
Harlingen PD	.565
La Feria PD	.76
Los Fresnos PD	.41
Port Isabel PD	.57
Primera PD	.18
San Benito PD	.193
Santa Rosa PD	.27
South Padre Island PD	.71
TSTC Harlingen PD	.1
Laguna Vista PD	.20
Rancho Viejo PD	.6
CAMP COUNTY	
Camp CO SO	.42
Pittsburg PD	.63
CARSON COUNTY	
Carson CO SO	.1
Panhandle PD	.1
CASS COUNTY	
Cass CO SO	.52

AGENCY	INCIDENTS
Atlanta PD	.38
Linden PD	.19
Queen City PD	.8
CASTRO COUNTY	
Castro CO SO	.14
Dimmit PD	.36
CHAMBERS COUNTY	
Chambers CO SO	.56
Mont Belvieu PD	.31
CHEROKEE COUNTY	
Cherokee CO SO	.168
Jacksonville PD	.312
Rusk PD	.19
Alto PD	.16
Wells PD	.4
CHILDRESS COUNTY	
Childress CO SO	.3
Childress PD	.22
CLAY COUNTY	
Clay CO SO	.14
COCHRAN COUNTY	
Cochran CO SO	.12
COKE COUNTY	
Coke CO SO	.2
COLEMAN COUNTY	
Coleman PD	.16
Santa Anna PD	.2
COLLIN COUNTY	
Collin CO SO	.235
Allen PD	.396
Celina PD	.18
Farmersville PD	.4
Frisco PD	.374
McKinney PD	.736
Plano PD	.1,090
Prosper PD	.16
Wylie PD	.240
Princeton PD	.35
Melissa PD	.19
Murphy PD	.36
Parker PD	.5
Lavon PD	.7
Anna PD	.31
COLLINGSWORTH COUNTY	
Collingsworth CO SO	.4
COLORADO COUNTY	
Colorado CO SO	.63
Columbus PD	.22
Eagle Lake PD	.31
Weimar PD	.8
COMAL COUNTY	
Comal CO SO	.458
New Braunfels PD	.823
Bulverde PD	.19
COMANCHE COUNTY	
Comanche CO SO	.30
Comanche PD	.45
Deleon PD	.17
CONCHO COUNTY	
Concho CO SO	.4
Eden PD	.8
COOKE COUNTY	
Cooke CO SO	.42
Gainesville PD	.172
Oakridge PD	.1

AGENCY	INCIDENTS
CORYELL COUNTY	
Coryell CO SO	.71
Copperas Cove PD	.443
Gatesville PD	.64
CRANE COUNTY	
Crane CO SO	.5
Crane PD	.15
CROCKETT COUNTY	
Crockett CO SO	.8
CROSBY COUNTY	
Crosby CO SO	.2
Lorenzo PD	.2
Ralls PD	.3
CULBERSON COUNTY	
Culberson CO SO	.6
DALLAM COUNTY	
Dallam CO SO	.1
Dalhart PD	.71
DALLAS COUNTY	
Dallas CO SO	.43
Dallas PD	12,086
Addison PD	.159
Balch Springs PD	.329
Carrollton PD	.350
Cedar Hill PD	.308
Cockrell Hill PD	.44
Coppell PD	.79
Desoto PD	.621
Duncanville PD	.231
Farmers Branch PD	.138
Garland PD	1,454
Grand Prairie PD	.900
Highland Park PD	.13
Hutchins PD	.18
Irving PD	1,327
Lancaster PD	.255
Mesquite PD	.443
Richardson PD	.329
Sachse PD	.60
Seagoville PD	.126
University Park PD	.15
Wilmer PD	.27
UT Dallas PD	.6
Rowlett PD	.367
Glenn Heights PD	.115
Dallas Co. Hospital District PD	.2
Baylor Hlth Care Sys PD	.4
Ovilla PD	.10
DAWSON COUNTY	
Dawson CO SO	.3
Lamesa PD	.111
DEAF SMITH COUNTY	
Deaf Smith CO SO	.9
Hereford PD	.108
DELTA COUNTY	
Delta CO SO	.27
DENTON COUNTY	
Denton CO SO	.259
Argyle PD	.10
Denton PD	.581
Lake Dallas PD	.53
Lewisville PD	.514
Pilot Point PD	.7
Univ of North Texas PD	.7
Flower Mound PD	.166
Little Elm PD	.75
The Colony PD	.106
Highland Village PD	.17
Corinth PD	.72
Double Oak PD	.6

AGENCY	INCIDENTS
Hickory Creek PD	.13
Roanoke PD	.24
Trophy Club PD	.10
Ponder PD	.1
Northlake PD	.3
DEWITT COUNTY	
Dewitt CO SO	.25
Cuero PD	.16
DICKENS COUNTY	
Dickens CO SO	.1
Spur PD	.2
DIMMITT COUNTY	
Dimmitt CO SO	.125
DONLEY COUNTY	
Donley CO SO	.15
DUVAL COUNTY	
Duval CO SO	.7
San Diego PD	.55
Freer PD	.18
EASTLAND COUNTY	
Eastland CO SO	.5
Cisco PD	.14
Eastland PD	.14
Ranger PD	.8
Rising Star PD	.2
ECTOR COUNTY	
Ector CO SO	.574
Odessa PD	1,833
UT Permian Basin PD	.8
Ector Co ISD PD	.1
EDWARDS COUNTY	
Edwards CO SO	.12
ELLIS COUNTY	
Ellis CO SO	.261
Ennis PD	.148
Ferris PD	.13
Italy PD	.13
Midlothian PD	.98
Milford PD	.2
Palmer PD	.8
Red Oak PD	.35
Waxahachie PD	.159
EL PASO COUNTY	
El Paso CO SO	.408
Anthony PD	.38
El Paso PD	5,290
UT El Paso PD	.2
El Paso Comm Coll PD	.1
Clint PD	.3
El Paso ISD PD	.1
Horizon City PD	.77
Socorro PD	.161
Socorro ISD PD	.1
ERATH COUNTY	
Erath CO SO	.37
Dublin PD	.17
Stephenville PD	.105
Tarleton State Univ PD	.1
FALLS COUNTY	
Falls CO SO	.7
Lott PD	.3
Marlin PD	.21
Rosebud PD	.3
FANNIN COUNTY	
Fannin CO SO	.73
Bonham PD	.63
FAYETTE COUNTY	
Fayette CO SO	.25
La Grange PD	.6
Schulenburg PD	.14

AGENCY	INCIDENTS
Flatonia PD	.3
FISHER COUNTY	
Fisher CO SO	.12
FLOYD COUNTY	
Floyd CO SO	.4
Lockney PD	.10
FOARD COUNTY	
Foard CO SO	.4
FORT BEND COUNTY	
Fort Bend CO SO	.2,070
Missouri City PD	.298
Richmond PD	.208
Rosenberg PD	.287
Stafford PD	.147
Sugar Land PD	.157
Needville PD	.33
Arcola PD	.6
Meadows Place PD	.22
Fort Bend ISD PD	.5
FRANKLIN COUNTY	
Franklin CO SO	.33
FREESTONE COUNTY	
Freestone CO SO	.12
Fairfield PD	.17
Teague PD	.16
Wortham PD	.3
FRIO COUNTY	
Frio CO SO	.12
Pearsall PD	.30
Dilley PD	.15
GAINES COUNTY	
Gaines CO SO	.13
Seagraves PD	.4
Seminole PD	.26
GALVESTON COUNTY	
Galveston CO SO	.99
Dickinson PD	.49
Friendswood PD	.160
Galveston PD	.773
Hitchcock PD	.63
Kemah PD	.6
La Marque PD	.326
League City PD	.532
Texas City PD	.392
UTMB-Galveston PD	.4
Jamaica Beach PD	.4
Santa Fe PD	.56
Bayou Vista PD	.2
GARZA COUNTY	
Garza CO SO	.19
GILLESPIE COUNTY	
Gillespie CO SO	.23
Fredericksburg PD	.17
GLASSCOCK COUNTY	
Glasscock CO SO	.1
GOLIAD COUNTY	
Goliad CO SO	.18
GONZALES COUNTY	
Gonzales CO SO	.41
Gonzales PD	.35
Nixon PD	.15
Waelder PD	.4
GRAY COUNTY	
Gray CO SO	.9
Pampa PD	.188
GRAYSON COUNTY	
Grayson CO SO	.233
Collinsville PD	.4
Denison PD	.167

AGENCY	INCIDENTS
Pottsboro PD	.1
Sherman PD	.507
Van Alstyne PD	.11
Whitesboro PD	.11
Whitewright PD	.2
Howe PD	.9
Tom Bean PD	.1
GREGG COUNTY	
Gregg CO SO	.175
Gladewater PD	.47
Kilgore PD	.92
Longview PD	.1,084
White Oak PD	.15
GRIMES COUNTY	
Grimes CO SO	.84
Navasota PD	.45
GUADALUPE COUNTY	
Guadalupe CO SO	.386
Schertz PD	.190
Seguin PD	.363
Cibolo PD	.71
HALE COUNTY	
Hale CO SO	.1
Abernathy PD	.6
Hale Center PD	.8
Plainview PD	.175
HALL COUNTY	
Hall CO SO	.2
Memphis PD	.8
HAMILTON COUNTY	
Hamilton CO SO	.10
HANSFORD COUNTY	
Hansford CO SO	.4
Grover PD	.1
Spearman PD	.11
HARDEMAN COUNTY	
Hardeman CO SO	.23
Chillicothe	.1
HARDIN COUNTY	
Hardin CO SO	.55
Kountze PD	.8
Silsbee PD	.36
Sour Lake PD	.24
Lumberton PD	.89
HARRIS COUNTY	
Harris CO SO	.11,155
Houston PD	.21,923
Baytown PD	.569
Bellaire PD	.37
Deer Park PD	.187
Galena Park PD	.51
Humble PD	.114
Jacinto City PD	.59
Jersey Village PD	.15
La Porte PD	.177
Pasadena PD	.1,370
Seabrook PD	.89
South Houston PD	.130
Southside Place PD	.2
Spring Valley PD	.4
Tomball PD	.56
Memorial Village PD	.16
Webster PD	.63
West University Place PD	.11
Katy PD	.113
Nassau Bay PD	.23
UT Houston PD	.2
University of Houston PD	.4

AGENCY	INCIDENTS
Tx Southern Univ PD	.15
Rice University PD	.1
Hedwig Village PD	.5
Klein ISD PD	.3
Lakeview PD	.16
Spring Branch ISD PD	.1
Pasadena ISD PD	.2
Aldine ISD PD	.1
Humble ISD PD	.1
HARRISON COUNTY	
Harrison CO SO	.101
Hallsville PD	.4
Marshall PD	.146
HARTLEY COUNTY	
Hartley CO SO	.1
HASKELL COUNTY	
Haskell CO SO	.5
Haskell PD	.7
HAYS COUNTY	
Hays CO SO	.286
San Marcos PD	.269
Texas State-San Marcos Univ PD	.9
Kyle PD	.104
HEMPHILL COUNTY	
Hemphill CO SO	.21
HENDERSON COUNTY	
Henderson CO SO	.352
Athens PD	.70
Malakoff PD	.6
Seven Points PD	.10
Gun Barrel City PD	.42
Tool PD	.16
Coffee City PD	.1
HIDALGO COUNTY	
Hidalgo CO SO	.2,486
Alamo PD	.107
Donna PD	.310
Edcouch PD	.30
Edinburg PD	.446
Elsa PD	.94
Hidalgo PD	.29
La Villa PD	.19
McAllen PD	.988
Mercedes PD	.113
Mission PD	.292
Pharr PD	.699
San Juan PD	.172
Weslaco PD	.280
La Joya PD	.26
Alton PD	.110
Progreso PD	.41
Penitas PD	.5
Sullivan City PD	.12
Palmhurst PD	.6
HILL COUNTY	
Hill CO SO	.29
Hillsboro PD	.47
Hubbard PD	.2
Itasca PD	.8
Whitney PD	.22
HOCKLEY COUNTY	
Hockley CO SO	.32
Levelland PD	.112
Anton PD	.4
Ropesville PD	.4

AGENCY	INCIDENTS
HOOD COUNTY	
Hood CO SO	.202
Granbury PD	.3
HOPKINS COUNTY	
Hopkins CO SO	.48
Sulphur Springs PD	.107
HOUSTON COUNTY	
Houston CO SO	.41
Crockett PD	.33
Grapeland PD	.5
HOWARD COUNTY	
Howard CO SO	.55
Big Spring PD	.463
HUDSPETH COUNTY	
Hudspeth CO SO	.9
HUNT COUNTY	
Hunt CO SO	.281
Commerce PD	.104
Greenville PD	.390
Wolfe City PD	.3
TX A&M Univ-Commerce PD	.6
Caddo Mills PD	.7
West Tawakoni PD	.22
Quinlan PD	.8
Hawk Cove PD	.4
HUTCHINSON COUNTY	
Hutchinson CO SO	.47
Borger PD	.119
IRION COUNTY	
Irion CO SO	.3
JACK COUNTY	
Jack CO SO	.7
Jacksboro PD	.15
JACKSON COUNTY	
Jackson CO SO	.16
Edna PD	.23
Ganado PD	.2
JASPER COUNTY	
Jasper CO SO	.61
Jasper PD	.48
Kirbyville PD	.5
JEFF DAVIS COUNTY	
Jeff Davis CO SO	.8
JEFFERSON COUNTY	
Jefferson CO SO	.188
Beaumont PD	.2,231
Groves PD	.108
Nederland PD	.158
Port Arthur PD	.588
Port Neches PD	.100
Lamar Univ PD	.3
JIM HOGG COUNTY	
Jim Hogg CO SO	.3
JIM WELLS COUNTY	
Jim Wells CO SO	.74
Alice PD	.404
Premont PD	.12
Orange Grove PD	.3
JOHNSON COUNTY	
Johnson CO SO	.653
Alvarado PD	.35
Burleson PD	.250
Cleburne PD	.212
Joshua PD	.28
Keene PD	.11
Godley PD	.7

AGENCY	INCIDENTS
JONES COUNTY	
Jones CO SO	.20
Anson PD	.15
Hamlin PD	.8
Stamford PD	.20
KARNES COUNTY	
Karnes CO SO	.20
Karnes City PD	.19
Kenedy PD	.37
KAUFMAN COUNTY	
Kaufman CO SO	.547
Forney PD	.56
Kaufman PD	.38
Kemp PD	.4
Terrell PD	.118
Crandall PD	.10
KENDALL COUNTY	
Kendall CO SO	.68
Boerne PD	.68
KENEDY COUNTY	
Kenedy CO SO	.1
KENT COUNTY	
Kent CO SO	.1
KERR COUNTY	
Kerr CO SO	.136
Kerrville PD	.218
Ingram PD	.16
KIMBLE COUNTY	
Kimble CO SO	.6
Junction PD	.15
KING COUNTY	
King CO SO	.1
KINNEY COUNTY	
Kinney CO SO	.6
KLEBERG COUNTY	
Kleberg CO SO	.51
Kingsville PD	.477
KNOX COUNTY	
Knox CO SO	.6
Munday PD	.8
LAMAR COUNTY	
Lamar CO SO	.118
Paris PD	.370
Reno PD	.14
LAMB COUNTY	
Lamb CO SO	.38
Earth PD	.2
Littlefield PD	.161
Olton PD	.3
Sudan PD	.1
LAMPASAS COUNTY	
Lampasas CO SO	.35
Lampasas PD	.72
LA SALLE COUNTY	
LaSalle CO SO	.56
LAVACA COUNTY	
Lavaca CO SO	.5
Hallettsville PD	.17
Yoakum PD	.23
LEE COUNTY	
Lee CO SO	.17
Giddings PD	.65
Lexington PD	.2
LEON COUNTY	
Leon CO SO	.71
LIBERTY COUNTY	
Liberty CO SO	.345
Cleveland PD	.70

AGENCY	INCIDENTS
Dayton PD	.34
Liberty PD	.73
LIMESTONE COUNTY	
Limestone CO SO	.42
Groesbeck PD	.14
Mexia PD	.69
Mexia ISD PD	.1
LIVE OAK COUNTY	
Live Oak CO SO	.8
Three Rivers PD	.9
LLANO COUNTY	
Llano CO SO	.28
Llano PD	.18
Sunrise Beach PD	.2
LUBBOCK COUNTY	
Lubbock CO SO	.377
Idalou PD	.8
Lubbock PD	.3,724
Slaton PD	.46
TX Tech Univ PD	.8
Wolfforth PD	.12
New Deal PD	.1
LYNN COUNTY	
Lynn CO SO	.5
Tahoka PD	.13
MCCULLOCH COUNTY	
McCulloch CO SO	.2
Brady PD	.24
MCLENNAN COUNTY	
McLennan CO SO	.322
Bellmead PD	.175
Beverly Hills PD	.4
Hewitt PD	.62
Lacy-Lakeview PD	.69
Lorena PD	.5
McGregor PD	.19
Mart PD	.5
Robinson PD	.21
Waco PD	.1,734
West PD	.5
Woodway PD	.9
Riesel PD	.3
TSTC Waco PD	.38
Baylor Univ PD	.4
Bruceville-Eddy PD	.4
MADISON COUNTY	
Madison CO SO	.19
Madisonville PD	.25
MARION COUNTY	
Marion CO SO	.45
Jefferson PD	.36
MARTIN COUNTY	
Martin CO SO	.10
Stanton PD	.14
MASON COUNTY	
Mason CO SO	.13
MATAGORDA COUNTY	
Matagorda CO SO	.106
Bay City PD	.344
Palacious PD	.24
MAVERICK COUNTY	
Maverick CO SO	.253
Eagle Pass PD	.196
MEDINA COUNTY	
Medina CO SO	.79
Castroville PD	.9
Devine PD	.36
Hondo PD	.76

AGENCY	INCIDENTS
MENARD COUNTY	
Menard CO SO	.7
MIDLAND COUNTY	
Midland CO SO	170
Midland PD	721
MILAM COUNTY	
Milam CO SO	.26
Cameron PD	.27
Rockdale PD	.38
Thorndale PD	.3
MILLS COUNTY	
Mills CO SO	.13
MITCHELL COUNTY	
Mitchell CO SO	.3
Colorado City PD	.86
MONTAGUE COUNTY	
Montague CO SO	.43
Bowie PD	.41
Nocona PD	.7
MONTGOMERY COUNTY	
Montgomery CO SO	2,808
Conroe PD	525
Roman Forest PD	.4
Magnolia PD	.10
Shenandoah PD	.11
Willis PD	.67
Oak Ridge North PD	.15
MOORE COUNTY	
Moore CO SO	.11
Dumas PD	.307
Cactus PD	.12
MORRIS COUNTY	
Morris CO SO	.47
Daingerfield PD	.9
Lone Star PD	.14
MOTLEY COUNTY	
Motley CO SO	.1
NACOGDOCHES COUNTY	
Nacogdoches CO SO	.163
Nacogdoches PD	.477
Stephen F Austin Univ PD	.20
NAVARRO COUNTY	
Navarro CO SO	.125
Corsicana PD	.399
Kerens PD	.4
NEWTON COUNTY	
Newton CO SO	.10
NOLAN COUNTY	
Nolan CO SO	.16
Sweetwater PD	.124
NUECES COUNTY	
Nueces CO SO	.91
Bishop PD	.13
Corpus Christi PD	4,429
Robstown PD	.203
Port Aransas PD	.25
Driscoll PD	.3
OCHILTREE COUNTY	
Ochiltree CO SO	.5
Perryton PD	.41
OLDHAM COUNTY	
Oldham CO SO	.5
ORANGE COUNTY	
Orange CO SO	.91
Bridge City PD	.27
Orange PD	.105
Pinehurst PD	.19

AGENCY	INCIDENTS
Vidor PD	.89
West Orange PD	.21
PALO PINTO COUNTY	
Palo Pinto CO SO	.18
Mineral Wells PD	.130
PANOLA COUNTY	
Panola CO SO	.65
Carthage PD	.24
PARKER COUNTY	
Parker CO SO	.498
Weatherford PD	.126
Springtown PD	.15
Willow Park PD	.8
PARMER COUNTY	
Parmer CO SO	.5
Bovina PD	.3
Friona PD	.30
Farwell PD	.5
PECOS COUNTY	
Fort Stockton PD	.81
POLK COUNTY	
Polk CO SO	.306
Livingston PD	.55
Corrigan PD	.17
Onalaska PD	.22
POTTER COUNTY	
Potter CO SO	.53
Amarillo PD	2,577
Amarillo College PD	.6
PRESIDIO COUNTY	
Presidio CO SO	.4
Marfa PD	.3
Presidio PD	.6
RAINS COUNTY	
Rains CO SO	.19
RANDALL COUNTY	
Randall CO SO	.141
Canyon PD	.28
West Texas A&M Univ PD	.2
REAGAN COUNTY	
Reagan CO SO	.7
REAL COUNTY	
Real CO SO	.6
RED RIVER COUNTY	
Red River CO SO	.45
Clarksville PD	.2
Bogota PD	.14
REEVES COUNTY	
Reeves CO SO	.9
Pecos PD	.56
REFUGIO COUNTY	
Refugio CO SO	.22
Refugio PD	.13
ROBERTS COUNTY	
Roberts CO SO	.4
ROBERTSON COUNTY	
Robertson CO SO	.20
Bremond PD	.2
Calvert PD	.12
Hearne PD	.74
ROCKWALL COUNTY	
Rockwall CO SO	.90
Rockwall PD	.219
Royse City PD	.49
Heath PD	.24
RUNNELS COUNTY	
Ballinger PD	.27
Winters PD	.18

AGENCY	INCIDENTS
RUSK COUNTY	
Rusk CO SO	.326
Henderson PD	.268
Overton PD	.31
Tatum PD	.7
SABINE COUNTY	
Sabine CO SO	.26
Hemphill PD	.5
SAN AUGUSTINE COUNTY	
San Augustine CO SO	.14
San Augustine PD	.13
SAN JACINTO COUNTY	
San Jacinto CO SO	.215
SAN PATRICIO COUNTY	
San Patricio CO SO	.58
Ingleside PD	.36
Mathis PD	.84
Portland PD	.97
Sinton PD	.88
Taft PD	.17
Gregory PD	.6
SAN SABA COUNTY	
San Saba CO SO	.6
San Saba PD	.27
SCHLEICHER COUNTY	
Schleicher CO SO	.12
SCURRY COUNTY	
Scurry CO SO	.22
Snyder PD	.166
Western Texas Coll PD	.1
SHACKELFORD COUNTY	
Shackelford CO SO	.14
SHELBY COUNTY	
Shelby CO SO	.137
Center PD	.43
SHERMAN COUNTY	
Sherman CO SO	.1
Stratford PD	.4
SMITH COUNTY	
Smith CO SO	.292
Arp PD	.2
Lindale PD	.12
Tyler PD	.866
Whitehouse PD	.32
UT Health Center PD	.1
Bullard PD	.1
SOMERVELL COUNTY	
Somervell CO SO	.33
STARR COUNTY	
Starr CO SO	.225
La Grulla PD	.18
Rio Grande City PD	.134
Roma PD	.50
STEPHENS COUNTY	
Stephens CO SO	.4
Breckenridge PD	.33
STERLING COUNTY	
Sterling CO SO	.2
STONEWALL COUNTY	
Stonewall CO SO	.1
SUTTON COUNTY	
Sutton CO SO	.2
Sonora PD	.13
SWISHER COUNTY	
Swisher CO SO	.2
Kress PD	.1
Tulia PD	.29

AGENCY	INCIDENTS
TARRANT COUNTY	
Tarrant CO SO	.240
Arlington PD	.3,346
Azle PD	.91
Bedford PD	.410
Benbrook PD	.86
Blue Mound PD	.3
Crowley PD	.48
Dalworthington Gardens PD	.1
Euless PD	.293
Everman PD	.33
Forest Hill PD	.99
Fort Worth PD	.5,846
Grapevine PD	.294
Haltom City PD	.417
Hurst PD	.321
Kennedale PD	.52
Lakeside PD	.3
Lake Worth PD	.35
Mansfield PD	.161
North Richland Hills PD	.527
Richland Hills PD	.27
River Oaks PD	.32
Saginaw PD	.63
Sansom Park Village PD	.40
Watauga PD	.133
Westover Hills PD	.1
Westworth PD	.17
White Settlement PD	.76
Keller PD	.98
Pantego PD	.6
Southlake PD	.55
UT Arlington PD	.13
Dallas/Ft Worth Airport PD	.7
Colleyville PD	.29
Pelican Bay PD	.27
Univ N Texas Health Science Center PD	.1
Tarrant CO Hosp Dist PD	.7
TAYLOR COUNTY	
Taylor CO SO	.58
Abilene PD	.2,024
Merkel PD	.9
Tye PD	.6
Hardin Simmons Univ PD	.1
Abilene Christian Univ PD	.1
TERRELL COUNTY	
Terrell CO SO	.1
TERRY COUNTY	
Terry CO SO	.3
Brownfield PD	.39
THROCKMORTON COUNTY	
Throckmorton CO SO	.1
TITUS COUNTY	
Titus CO SO	.186
Mount Pleasant PD	.291
TOM GREEN COUNTY	
Tom Green CO SO	.114
San Angelo PD	.1,539
Angelo State Univ PD	.1
TRAVIS COUNTY	
Travis CO SO	.719
Austin PD	.7,913
Manor PD	.51
Rollingwood PD	.1
West Lake Hills PD	.4
UT Austin PD	.5
Pflugerville PD	.93

AGENCY	INCIDENTS
Lakeway PD	.40
Sunset Valley PD	.4
Lago Vista PD	.45
Jonestown PD	.21
Austin ISD PD	.12
Bee Cave PD	.18
TRINITY COUNTY	
Trinity CO SO	.18
Trinity PD	.6
TYLER COUNTY	
Tyler CO SO	.63
Woodville PD	.3
UPSHUR COUNTY	
Upshur CO SO	.152
Big Sandy PD	.10
Gilmer PD	.44
East Mountain PD	.2
UPTON COUNTY	
Upton CO SO	.24
UVALDE COUNTY	
Uvalde CO SO	.77
Uvalde PD	.136
Sabinal PD	.12
VAL VERDE COUNTY	
Val Verde CO SO	.25
Del Rio PD	.328
VAN ZANDT COUNTY	
Van Zandt CO SO	.105
Canton PD	.13
Edgewood PD	.6
Van PD	.5
Wills Point PD	.1
VICTORIA COUNTY	
Victoria CO SO	.226
Victoria PD	.679
WALKER COUNTY	
Walker CO SO	.104
Huntsville PD	.341
WALLER COUNTY	
Waller CO SO	.57
Brookshire PD	.21
Waller PD	.17
Hempstead PD	.70
Prairie View A&M Univ PD	.6
WARD COUNTY	
Ward CO SO	.21
Monahans PD	.92
WASHINGTON COUNTY	
Washington CO SO	.40
Brenham PD	.127
Blinn College PD	.1
WEBB COUNTY	
Webb CO SO	.96
Laredo PD	.1,401
Laredo Comm Coll PD	.1
TX A&M Int'l Univ PD	.1
WHARTON COUNTY	
Wharton CO SO	.147
El Campo PD	.64
Wharton PD	.140
WHEELER COUNTY	
Wheeler CO SO	.6
Shamrock PD	.9
WICHITA COUNTY	
Wichita CO SO	.52

AGENCY	INCIDENTS
Burkburnett PD	.80
Electra PD	.17
Iowa Park PD	.40
Wichita Falls PD	.1,091
Midwestern Univ PD	.1
WILBARGER COUNTY	
Wilbarger CO SO	.6
Vernon PD	.88
WILLACY COUNTY	
Willacy CO SO	.44
Raymondville PD	.144
Raymondville ISD PD	.1
WILLIAMSON COUNTY	
Williamson CO SO	.545
Georgetown PD	.182
Granger PD	.5
Hutto PD	.58
Round Rock PD	.304
Taylor PD	.158
Cedar Park PD	.332
Leander PD	.75
Jarrell PD	.1
WILSON COUNTY	
Wilson CO SO	.59
Floresville PD	.32
Poth PD	.4
WINKLER COUNTY	
Winkler CO SO	.4
Kermit PD	.62
Wink PD	.5
WISE COUNTY	
Wise CO SO	.102
Bridgeport PD	.39
Decatur PD	.16
Runaway Bay PD	.6
WOOD COUNTY	
Wood CO SO	.81
Hawkins PD	.5
Mineola PD	.2
Quitman PD	.1
Winnsboro PD	.20
YOAKUM COUNTY	
Yoakum CO SO	.3
Denver City PD	.15
YOUNG COUNTY	
Young CO SO	.16
Graham PD	.42
Olney PD	.30
ZAPATA COUNTY	
Zapata CO SO	.41
ZAVALA COUNTY	
Zavala CO SO	.30
Crystal City PD	.46

Jurisdictions not represented reported zero incidents of Family Violence.