

Chapter 4

SELECTED NON-INDEX CRIMES

SELECTED Non-INDEX CRIMES

4

DUI ARRESTS

DEFINITION

For UCR purposes, Driving Under the Influence (DUI) is the driving or operating of any motor vehicle or common carrier while under the influence of liquor or narcotics.

ANALYSIS

Volume

As with all Part II non-index crimes, information on the number of reported crimes is not collected by the UCR program for this offense. However, the number of persons arrested for this crime is collected.

The number of arrests for DUI in Texas, in 2007, was 94,605. The volume of DUI arrests increased 1.0 percent in comparison with 2006.

Rate

The 2007 DUI arrest rate for Texas was 395.8 arrests for every 100,000 persons. The change in

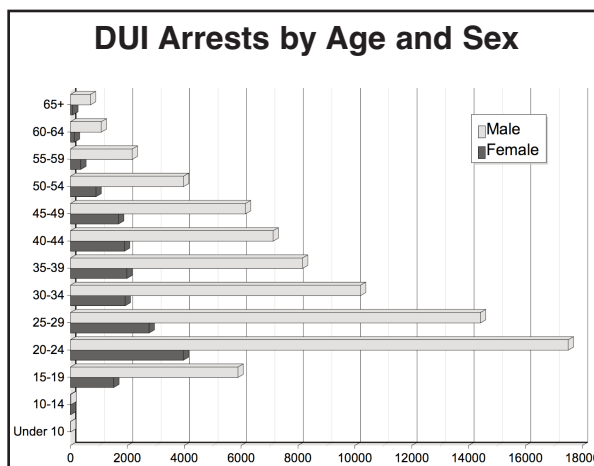
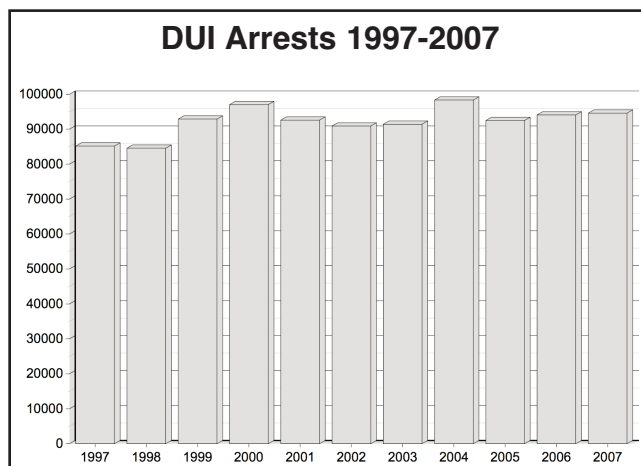
the DUI arrest rate from 2006 was a decrease of 1.1 percent.

Nature

Any consideration of the number and rate of DUI arrests must be reconciled with the fact that many factors control the ability of law enforcement personnel to detect drunken drivers. Among the significant factors which drive the DUI arrest rate are: media coverage of the DUI problem, public awareness, availability of funds for patrol officer overtime, and the skill and training in DUI detection of law officers.

Persons Arrested

Of the 94,605 persons arrested for DUI in 2007, only 0.3 percent were juveniles (16 and under); 82 percent were male; 92 percent were White; 7 percent were Black and the remainder were other races; 59 percent were not Hispanic and 41 percent were Hispanic. The age group with the highest number of DUI arrestees was the 20-to-24 year-old group. Of all DUI arrests, 11,457 or 12.1 percent, were of persons who were under the legal age to purchase alcohol in Texas, which is 21.



DRUG ABUSE ARRESTS

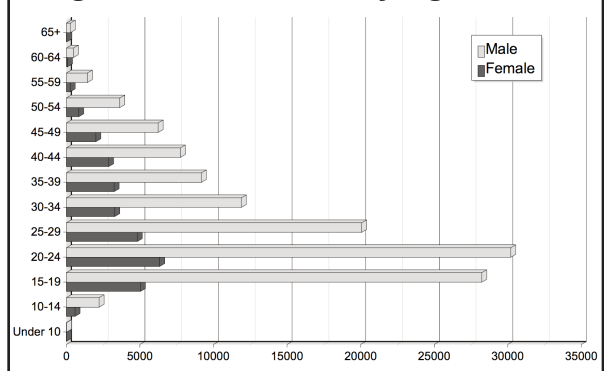
DEFINITION

For UCR purposes, drug abuse encompasses all violations of narcotic drug laws. These are offenses such as unlawful possession, sale, use, growing and manufacturing of narcotic drugs.

In this report these violations are summarized to include arrests for possession and sale/manufacturing of narcotic drugs.

As with all Part II non-index crimes, information on the number of reported crimes is not collected by the Texas UCR program for these offenses. However, the number of persons arrested for these crimes is collected.

Drug Abuse Arrestees by Age and Sex



The 2007 drug abuse arrest rate for Texas was 631.6 arrests for every 100,000 persons. The change in the drug abuse arrest rate from 2006 was an increase of 3.3 percent.

GRAND TOTAL DRUG ABUSE

ARRESTS

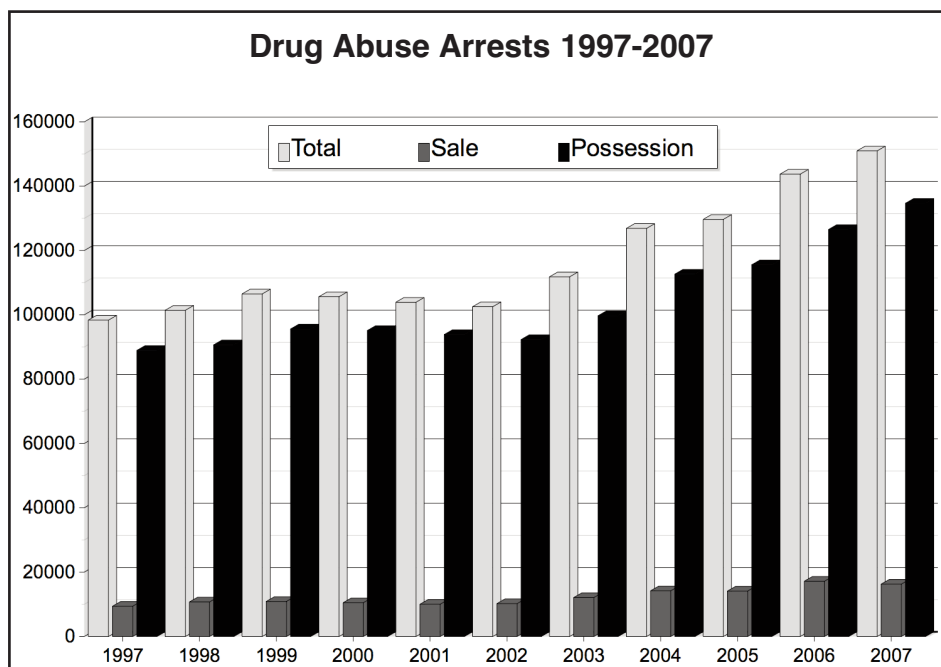
Analysis

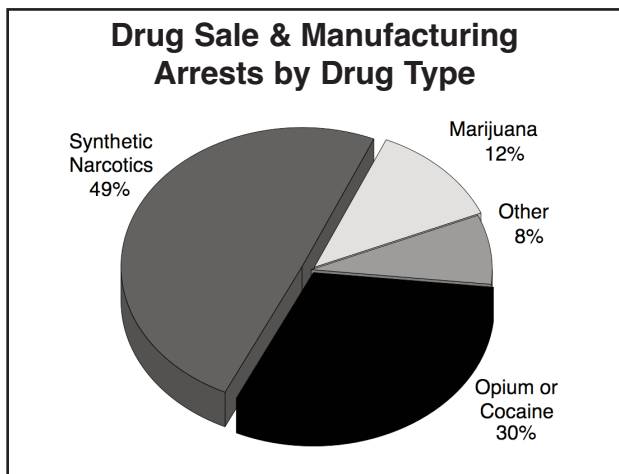
The reported total number of arrests for drug abuse in Texas in 2007 was 150,981. This grand total of all drug abuse violations increased 5.0 percent in comparison with 2006.

Persons Arrested

Of the persons arrested for drug abuse violations in 2007, 31 percent were juveniles (16 and under); 81 percent were male; 71 percent were White; 29 percent were Black; 69 percent were not Hispanic and 31 percent were Hispanic. The most common age group in the drug abuse arrestee population was the 20-to-24 year olds.

Drug Abuse Arrests 1997-2007





SALE AND MANUFACTURING

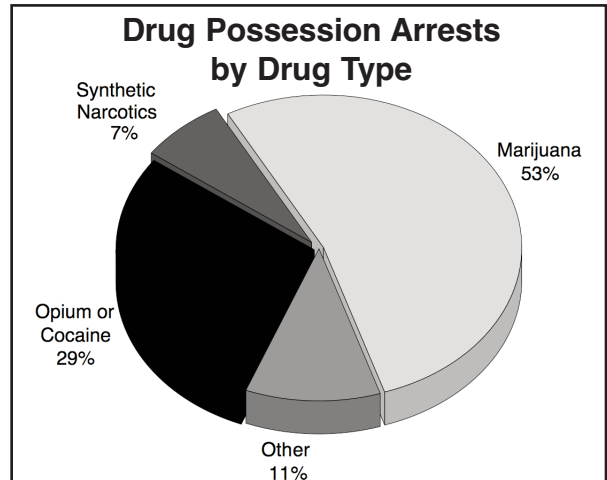
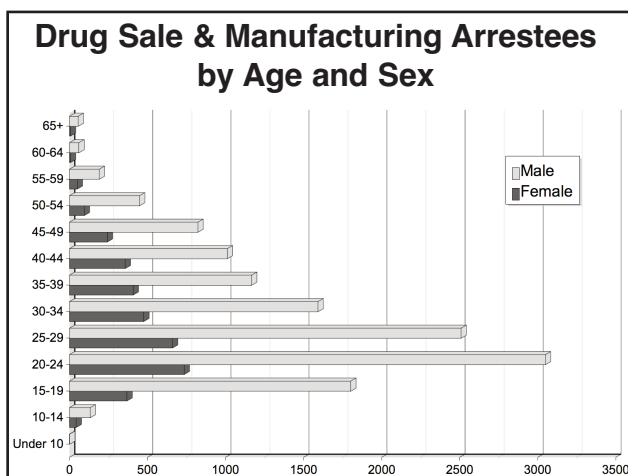
Analysis

The number of arrests for illegal drug sale and manufacturing totaled 16,289, which was a 5.3 percent decrease from 2006.

The rate of drug sale and manufacturing arrests was 68.1 arrests per 100,000 Texans. There was an 6.8 percent decrease in the arrest rate when compared to 2006.

Persons Arrested

Of the persons arrested for sale and manufacturing of illicit drugs in 2007, 4 percent were juveniles (16 and under); 76 percent were male; 71 percent were White; 29 percent were Black; 60 percent were not Hispanic and 40 percent were Hispanic. The age group with the highest number of arrestees was the 20-to-24 year-old group.



POSSESSION

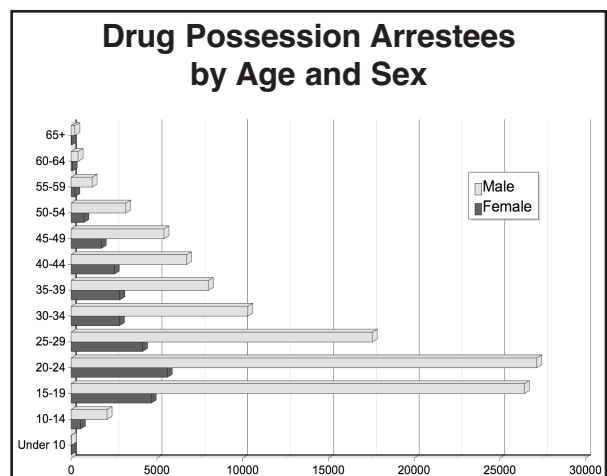
Analysis

The number of arrests for drug possession in 2007 was 134,692. This represented a 6.4 percent increase when compared to 2006.

The rate of drug possession arrests in Texas in 2007 was 563.5 arrests for every 100,000 persons. The drug possession arrest rate increased 4.7 percent from 2006.

Persons Arrested

Of the persons arrested for drug possession, 7 percent were juveniles (16 and under); 81 percent were male; 70 percent were White; 30 percent were Black; 70 percent were not Hispanic and 30 percent were Hispanic. The age group with the highest number of arrestees was the 20-to-24 year-old group.



DRUG SEIZURES

PURPOSE

Drug seizure information is presented in compliance with Health & Safety Code, Sec. 481.185, and its requirement that "All law enforcement agencies in this state shall file monthly with the [DPS] Director a report of all arrests for drug offenses made and quantities of controlled substances seized by them during the preceding month."

QUANTITIES

The following chart displays the quantity of illegal drugs seized in Texas. Amounts are rounded. Dose units refer to one pill, tablet, capsule or other single user quantity. The information presented here is based upon reports of drugs seized by Texas law enforcement agencies and does not include drugs seized in Texas by any federal law enforcement agency.

Marijuana Plants, Fields and Gardens

In addition to the drug seizure quantities displayed in the chart, Texas law officers seized 143 marijuana gardens, 14 wild marijuana fields, 75 cultivated marijuana fields and 179 marijuana greenhouses. The reported total number of all marijuana plants that were seized in 2007 was 22,636.

Clandestine Labs

During 2007, 155 clandestine labs were seized in Texas. Of these seized labs, 151 were used to produce methamphetamines, 1 was manufacturing PCP and 3 were manufacturing crack.

<i>Type and Quantity of Drugs Seized</i>		
Class	Type	Quantity
Cannabinoids	Marijuana	725,354 Pounds, 10 Ounces
	Hashish	1 Pound, 6 Ounces, 1 Liquid Ounce
Opiates	Morphine	2 Pounds, 7 Ounces 15 Grams, 15 Liquid Ounces 1,599 Dose Units
	Heroin	174 Pounds, 8 Ounces 24 Grams, 5 Liquid Ounces 516 Dose Units
	Codeine	1,429 Pounds, 11 Ounces 16 Grams 21,053 Liquid Ounces 108,696 Dose Units
	Gum Opium	11 Ounces 7 Grams
Cocaine	Solid	24,833 Pounds, 2 Ounces 1 Gram
	Liquid	2,776 Liquid Ounces
Hallucinogens	LSD	11 Ounces, 24 Grams, 2 Liquid Ounces 222,493 Dose Units
	PCP	18 Pounds, 10 Ounces 26 Grams, 278 Liquid Ounces 84 Dose Units
	Mushrooms	7 Pounds, 3 Ounces 18 Grams, 33 Dose Units
	Peyote	9 Pounds, 9 Ounces, 24 Grams
	Designer Drugs	801 Pounds 20 Grams, 2,455 Liquid Ounces, 189,672 Dose Units
Precursor Chemicals		29 Pounds, 13 Ounces 18 Grams, 3,847 Liquid Ounces
Other Drugs	Barbiturates	115 Liquid Ounces 48,294 Dose Units
	Amphetamines	44 Pounds, 7 Ounces 10 Grams, 75 Liquid Ounces 6,547 Dose Units
	Methamphetamines	1,871 Pounds, 5 Ounces 12 Grams, 2,178 Liquid Ounces 207,244 Dose Units
	Tranquilizers	1,660 Liquid Ounces 353,846 Dose Units
	Synthetic Drugs	2,041 Liquid Ounces 717,134 Dose Units

WEAPONS ARRESTS

DEFINITION

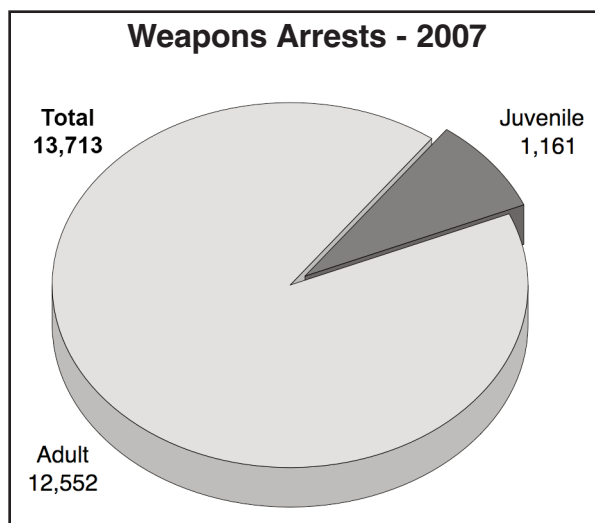
Weapons definition: violation of laws or ordinances prohibiting the manufacture, sale, purchase, transportation, possession, concealment, or use of firearms, cutting instruments, explosives, incendiary devices, or other deadly weapons. As with all Part II non-index crimes, the UCR program collects only reports of arrests for this offense.

ANALYSIS

As indicated in the murder section, firearms are the murder weapon of choice in 68 percent of all Texas murders. Handguns accounted for 78 percent of the weapons. In light of these facts, this section focuses on trends in weapon possession.

Volume and Rate

In 2007, 13,713 arrests for weapon violations were reported. The number of arrests decreased 8.1 percent over 2006. The 2007 weapons arrest rate was 57.4 arrests for every 100,000 persons. The change in the arrest rate from 2006 was a decrease of 9.5 percent.



Persons Arrested

Of the persons arrested for weapons violations in 2007, 8 percent were juveniles (16 and under); 93 percent were male; 66 percent were White; 34 percent were Black; 67 percent were not Hispanic and 33 percent were Hispanic. The age group with the highest number of arrestees was the 20-24 year-old group.

In this report's base year of 1993 there were 25,015 weapons arrests. Of this total, 15 percent were juveniles, and 92 percent were male.

