

# HATE CRIME

# 6

## DEFINITION

The Texas Hate Crimes Act, Chapter 411.046 of the Texas Government Code, defines hate crimes as crimes that are motivated by prejudice, hatred, or advocacy of violence including, but not limited to, incidents for which statistics are or were kept under Public Law 101-275 (the Federal Hate Crimes Statistics Act). The federal law further defines hate crimes as crimes that manifest evidence of prejudice based on race, religion, sexual orientation, or ethnicity, and added in 1997, disability.

Violation against selected groups within Texas has been recognized as a threat to the safety of Texans. In an effort to quantify these incidents of bias crimes, the Texas Hate Crimes Act directed every law enforcement agency within Texas to report bias offenses to the Department of Public Safety.

## ANALYSIS

### Volume

The total number of reported Texas hate crime incidents in 2004 was 285. This represents a decrease of 3.4 percent when compared to 2003. These incidents involved 317 victims, 314 offenders, and resulted in a total of 302 offenses.

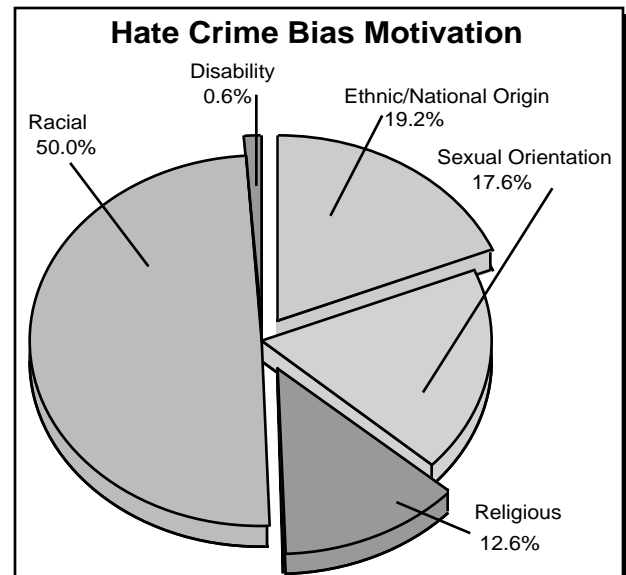
Hate Crime	2004	2003	% Change
Reported Incidents	285	295	- 3.4%
Reported Victims	317	298	+ 6.4%
Reported Offenders	314	326	- 3.7%
Reported Offenses	302	310	- 2.6%

### Bias Motivation

In 2004, the largest percentage of hate crime reports were racial in nature. The second most commonly reported bias motivation was ethnicity/national origin, the third most common bias motivation was sexual orientation, the fourth

most common form of hate crime was religious, and the fifth category was disability.

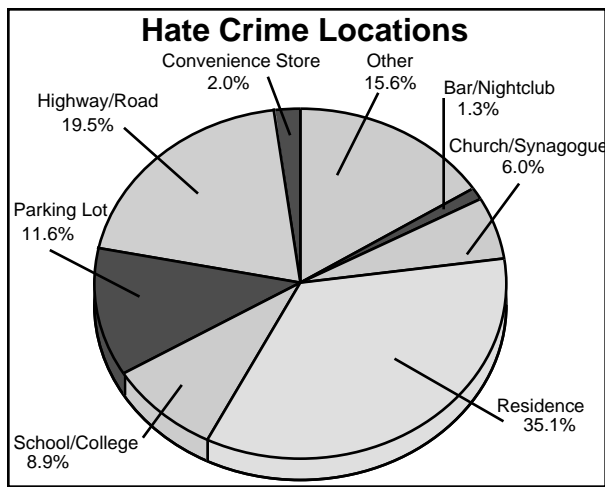
Hate Crime Bias Motivation			
Bias Nature	Group %	Bias Type	Volume (Offense)
Racial	50.0%	Anti-White	29
		Anti-Black	115
		Anti-Am. Indian/Alaskan Native	2
		Anti-Asian/Pacific Islander	3
		Anti-Multi-Racial	2
Ethnicity/ National Origin	19.2%	Anti-Arab	12
		Anti-Hispanic	29
		Anti-Other Ethnic/Nat'l Origin	17
Sexual Orientation	17.6%	Anti-Male Homosexual	36
		Anti-Female Homosexual	10
		Anti-Homosexual	7
		Anti-Heterosexual	0
		Anti-Bisexual	0
Religious	12.6%	Anti-Jewish	21
		Anti-Catholic	2
		Anti-Protestant	2
		Anti-Islamic	8
		Anti-Other Religion	2
		Anti-Multi-Religious Group	3
		Anti-Athiest/Agnostic	0
Disability	0.6%	Anti-Physical	1
		Anti-Mental	1



### Location

Residences and homes were the most frequently occurring locations of bias crimes during 2004. The second most common locations were highways, roads, streets and alleys, and the third most common were parking lots and garages.

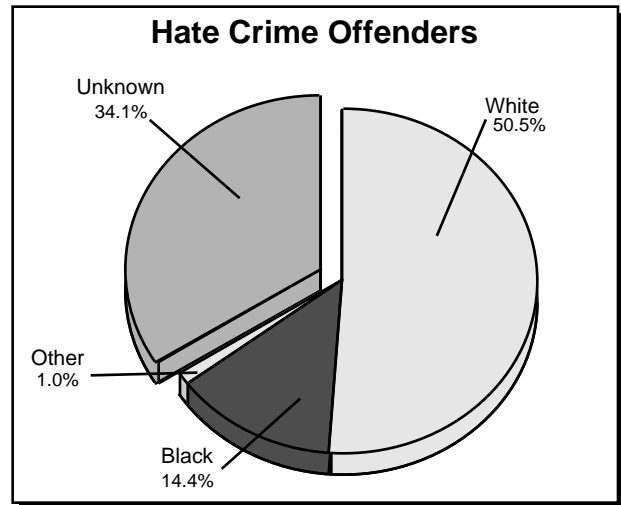
Hate Crime Location		
Location	Volume	%
Air/Bus/Train Terminal	2	0.7%
Bank/Savings and Loan	1	0.3%
Bar/Nightclub	4	1.3%
Church/Synagogue/Temple	18	6.0%
Commercial/Office Building	5	1.7%
Construction Site	0	0.0%
Convenience Store	6	2.0%
Department/Discount Store	2	0.7%
Drug Store/Doctor's Office/Hospital	3	1.0%
Field/Woods	0	0.0%
Government/Public Building	6	2.0%
Grocery/Supermarket	2	0.7%
Highway/Road/Street/Alley	59	19.5%
Hotel/Motel	0	0.0%
Jail/Prison	1	0.3%
Lake/Waterway	1	0.3%
Liquor Store	0	0.0%
Parking Lot/Garage	35	11.6%
Rental Storage Facility	1	0.3%
Residence/Home	106	35.1%
Restaurant	5	1.7%
School/College	27	8.9%
Service/Gas Station	4	1.3%
Specialty Store	1	0.3%
Other/Unknown	13	4.3%
<b>TOTAL</b>	<b>302</b>	<b>100%</b>



### Offenders

In 2004, 314 offenders were involved in incidents of hate crimes. Hate crime incidents can be perpetrated by multiple offenders of the same race. The following chart displays the suspected offenders' race totaling 285.

Hate Crime Offenders by Race		
Race	Volume	%
White	144	50.5%
Black	41	14.4%
American Indian/Alaskan Native	0	0.0%
Asian/Pacific Islander	0	0.0%
Multi-Racial Group	3	1.0%
Unknown	97	34.1%
<b>TOTAL</b>	<b>285</b>	<b>100%</b>



### Victims

Information on the victims of hate crimes is limited to victim type. While bias motivation information identifies the offender's bias, it is important to note that the victim may not actually belong to the group the offender sought to harm. For this reason, information on the victims' actual group membership is not recorded.

Victim type, in the hate crime data collection program, is listed as: individual, business, financial institution, government, religious organization, society/public, other and unknown. Of these victim types, individuals were reported to be the main hate crime target.

<b>Hate Crime Victim Type</b>		
Victim Type	Volume	%
Individual	256	84.8%
Business	14	4.6%
Financial Institution	0	0.0%
Government	6	2.0%
Religious Organization	18	6.0%
Society/Public	0	0.0%
Other	8	2.6%
Unknown	0	0.0%
<b>TOTAL</b>	<b>302</b>	<b>100%</b>

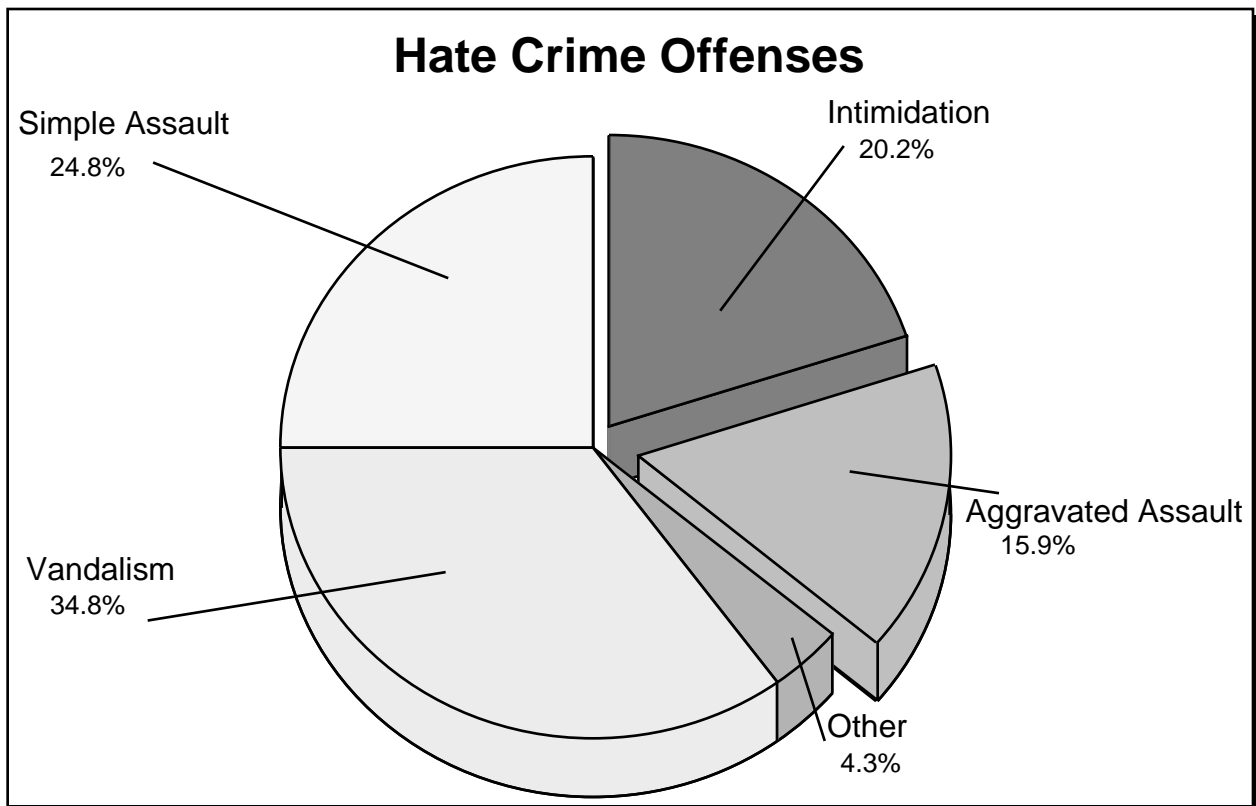
aggravated assault, burglary, larceny-theft, motor vehicle theft, and arson -- plus the non-index crimes of simple assault, intimidation and vandalism. Of these offense categories, aggravated assault, simple assault, intimidation and vandalism together accounted for 96 percent of all bias crime offenses.

**Offenses**

Offense information in the hate crime data collection program are defined in accordance with federal Uniform Crime Reporting definitions and do not necessarily conform to Texas state definitions. Complete offense definitions are available in the appendix to this publication.

<b>Hate Crime Offenses</b>		
Offenses	Volume	%
Murder	1	0.3%
Rape	0	0.0%
Robbery	3	1.0%
Aggravated Assault	48	15.9%
Burglary	6	2.0%
Larceny-Theft	2	0.7%
Motor Vehicle Theft	0	0.0%
Arson	1	0.3%
Simple Assault	75	24.8%
Intimidation	61	20.2%
Vandalism	105	34.8%
<b>TOTAL</b>	<b>302</b>	<b>100%</b>

Hate crime offense information fall into the eight index crime categories -- murder, rape, robbery,



# 2004 TEXAS HATE CRIME BY JURISDICTION

<b>BELL COUNTY</b> Killeen PD 1	<b>GALVESTON COUNTY</b> Galveston PD 1 Texas City PD 2	<b>REAL COUNTY</b> Real CO SO 1
<b>BEXAR COUNTY</b> San Antonio PD 24 Bexar CO SO 2 Leon Valley PD 1 Judson ISD PD 1 St. Mary's University PD 1 Fair Oaks Ranch PD 1	<b>GREGG COUNTY</b> Longview PD 4	<b>ROCKWALL COUNTY</b> Rockwall PD 3
<b>BRAZOS COUNTY</b> Bryan PD 1 College Station PD 1	<b>HARDIN COUNTY</b> Lumberton PD 1	<b>SMITH COUNTY</b> Tyler PD 2
<b>BURNET COUNTY</b> Burnet CO SO 1 Marble Falls PD 1	<b>HARRIS COUNTY</b> Houston PD 14 Harris CO SO 24 Baytown PD 2 Bellaire PD 2 Deer Park PD 1 Humble PD 1 La Porte PD 2	<b>TARRANT COUNTY</b> Tarrant CO SO 1 Arlington PD 5 Bedford PD 1 Fort Worth PD 11 Haltom City PD 1 White Settlement PD 1 Keller PD 2
<b>CALLAHAN COUNTY</b> Clyde PD 1	<b>HARRISON COUNTY</b> Marshall PD 1	<b>TOM GREEN COUNTY</b> San Angelo PD 5
<b>CARSON COUNTY</b> Panhandle PD 1	<b>HAYS COUNTY</b> San Marcos PD 5	<b>TRAVIS COUNTY</b> Austin PD 7
<b>CASS COUNTY</b> Cass CO SO 1	<b>HENDERSON COUNTY</b> Henderson CO SO 1	<b>VAL VERDE COUNTY</b> Del Rio PD 2
<b>COLLIN COUNTY</b> Frisco PD 1 Plano PD 4	<b>HILL COUNTY</b> Hubbard PD 1	<b>VAN ZANDT COUNTY</b> Van Zandt CO SO 1
<b>COOKE COUNTY</b> Gainesville PD 2	<b>JOHNSON COUNTY</b> Cleburne PD 2	<b>WASHINGTON COUNTY</b> Washington CO SO 1
<b>CORYELL COUNTY</b> Copperas Cove PD 1	<b>LAVACA COUNTY</b> Hallettsville PD 1	<b>WICHITA COUNTY</b> Midwestern University PD 1
<b>DALLAS COUNTY</b> Dallas PD 48 Addison PD 1 Carrollton PD 6 Garland PD 13 Richardson PD 4 UT Dallas PD 1 Ovilla PD 1	<b>LUBBOCK COUNTY</b> Lubbock PD 1 Texas Tech University PD 3	<b>WILLIAMSON COUNTY</b> Round Rock PD 4 Cedar Park PD 1 Leander PD 2
<b>DENTON COUNTY</b> Denton PD 5 Lewisville PD 2	<b>MIDLAND COUNTY</b> Midland PD 2	<div style="border: 1px solid black; padding: 5px; width: fit-content; margin: auto;">                     Jurisdictions not represented reported zero incidents of Hate Crime.                 </div>
<b>EL PASO COUNTY</b> El Paso PD 8	<b>MONTGOMERY COUNTY</b> Roman Forest PD 1 Shenandoah PD 1	
<b>FAYETTE COUNTY</b> Flatonia PD 1	<b>NOLAN COUNTY</b> Sweetwater PD 1	
<b>FORT BEND COUNTY</b> Missouri City PD 1 Rosenberg PD 2 Sugar Land PD 1 Meadows Place PD 1	<b>NUECES COUNTY</b> Corpus Christi PD 13	
	<b>ORANGE COUNTY</b> Orange PD 1	
	<b>POTTER COUNTY</b> Amarillo PD 1	
	<b>RAINS COUNTY</b> Rains CO SO 1	