

# FAMILY VIOLENCE

# 5

## DEFINITION

The Texas Family Code defines Family Violence as an act by a member of a family or household against another member that is intended to result in physical harm, bodily injury, assault, or a threat that reasonably places the member in fear of imminent physical harm. The law excludes the reasonable discipline of a child and defines abuse as physical injury that results in substantial harm or genuine threat; sexual contact, intercourse, or conduct; or compelling or encouraging the child to engage in sexual conduct.

By definition and for the purposes of family violence reports, 'family' includes individuals related by consanguinity (blood) or affinity, marriage or former marriage, biological parents of the same child, foster children, foster parents, and members or former members of the same household (including roommates). Senate Bill 68 of the 77th Legislature amended the Family Code to include "Dating Violence". The "Dating Relationship" means a relationship between individuals who have or have had a continuing relationship of a romantic or intimate nature.

## ANALYSIS

### Volume

The total number of Texas family violence incidents in 2004 was 182,087. This represented a 1.7 percent decrease when compared to 2003. These incidents involved 195,042 victims (down 2.2 percent from 2003) and 190,865 offenders (down 2.3 percent from 2003).

Family Violence	2004 Reported	2003 Estimated	% Change
Number of Incidents	182,087	185,299	- 1.7%
Number of Victims	195,042	199,444	- 2.2%
Number of Offenders	190,865	195,354	- 2.3%

## Victim/Offender Relationships

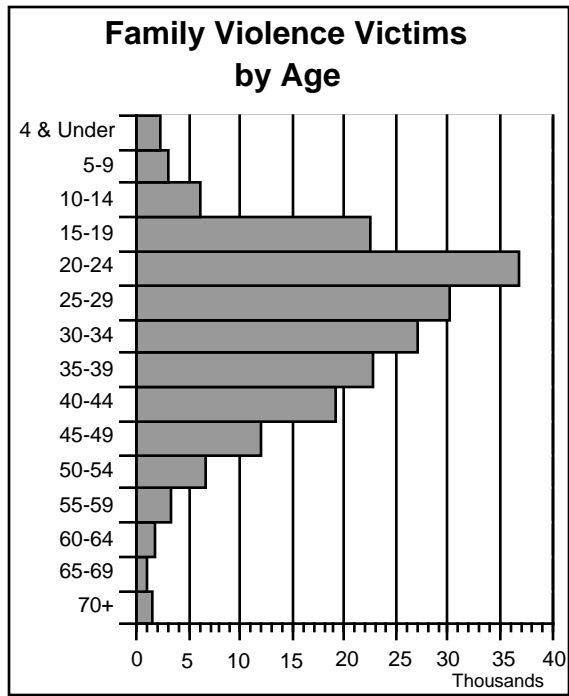
The largest percentage of family violence reports was between married spouses. The second most commonly reported relationship among offenders and victims was common-law spouses and the third most common relationship was other family member.

Relationship of Victim to Offender			
Relationship Type	Group Percent	Victim's Relationship	Percent of Total
Marital	50.7%	Husband	5.0
		Wife	21.7
		Common-Law Husband	3.1
		Common-Law Wife	16.7
		Ex-Husband	0.8
		Ex-Wife	3.4
Parental/ Child	16.0%	Father	2.0
		Mother	5.4
		Son	2.3
		Daughter	3.4
		Stepfather	0.8
		Stepmother	0.3
		Stepson	0.8
		Stepdaughter	0.9
		Foster Parent	0.05
		Foster Child	0.01
Other Family	33.3%	Grandfather	0.1
		Grandmother	0.4
		Grandson	0.1
		Granddaughter	0.2
		Brother	2.9
		Sister	3.9
		Stepbrother	0.1
		Stepsister	0.1
		Male Roommate	2.2
		Female Roommate	7.3
		Male In-Law	0.9
		Female In-Law	1.4
		Other Male Family Member	3.6
		Other Female Family Member	9.8
		Unk. Relationship-Male	0.08
		Unk. Relationship-Female	0.2

**Victims**

Incidents of family violence in 2004 involved 195,042 victims. Of the victims whose sex was known, 25 percent were male and 75 percent were female. The age group with the highest number of victims was the 20-to-24 year-old bracket.

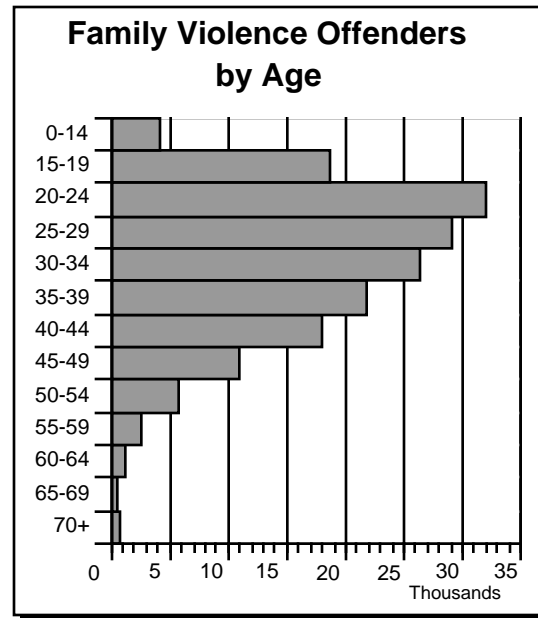
Of the victims whose ethnicity was known, 39 percent were Hispanic and 61 percent were not Hispanic. For the victims whose race was known, 75 percent were listed as White, 24 percent were Black, and 1 percent were American Indian or Alaskan Native and Asian or Pacific Islander. Of the White victims, 76 percent were female, 75 percent of the Black victims were female, 78 percent of the American Indian or Alaskan Native victims were female and 76 percent of the Asian or Pacific Islander victims were female.



**Offenders**

In 2004, 190,865 offenders were involved in incidents of family violence. Of the offenders whose sex was known, 78 percent were male and 22 percent were female. The age group showing the highest number of offenders was the 20-to-24 year-old bracket.

Of the offenders whose ethnicity was known, 41 percent were Hispanic and 59 percent were not Hispanic. Of the offenders whose race was



known, 72 percent were White, 27 percent were Black, and 1 percent were American Indian or Alaskan Native and Asian or Pacific Islander. An examination of offenders by race finds that 78 percent of the White offenders were male, 78 percent of the Black offenders were male, 71 percent of the American Indian or Alaskan Native offenders were male, and 75 percent of the Asian or Pacific Islander offenders were male.

**Officer Assaults**

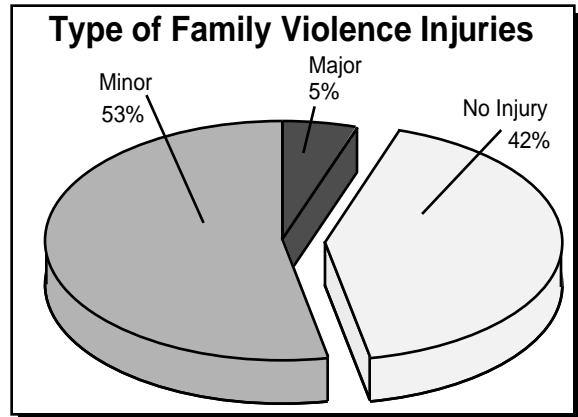
A serious problem inherent to police intervention and investigation of family violence incidents is the potential for law officers to be assaulted. In 2004, during the course of responding to family violence incidents, 505 Texas law officers were assaulted. By contrast, Uniform Crime Reports for 2004 listed 4,899 assaults on law officers during all types of police activity.

**Offenses**

Offense information in the family violence program is collected according to federal UCR guidelines and does not necessarily conform to Texas state definitions. Complete offense definitions are available in the appendix to this publication. Family violence offense information falls into six general categories: assaults, homicides, kidnapping/abductions, robberies, forcible sex offenses, and non-forcible sex offenses. Of the six main categories, assaults accounted for 97% of all offenses. Information for each individual crime is represented in the chart on the next page.

Family Violence Offenses			
Type	Group %	Offense	%
Assaults	97.3%	Aggravated Assault	15.8%
		Simple Assault	72.7%
		Intimidation	8.8%
Homicides	0.1%	Murder & Nonnegligent Manslaughter	0.1%
		Negligent Manslaughter	.006%
		Justifiable Homicide	.0005%
		Kidnapping/Abduction	0.2%
Kidnapping	0.2%	Kidnapping/Abduction	0.2%
Robbery	0.1%	Robbery	0.1%
Forcible Sex Offenses	2.2%	Forcible Rape	0.8%
		Forcible Sodomy	0.2%
		Sexual Assault w/Object	0.2%
		Forcible Fondling	0.9%
Non-Forcible Sex Offenses	0.1%	Incest	0.05%
		Statutory Rape	0.06%

Of the apparent major injuries, severe lacerations were the most common at 39 percent. Possible internal injuries were reported in 37 percent of the apparent major injury reports, and apparent broken bones were noted in 13 percent of the apparent major injury cases.

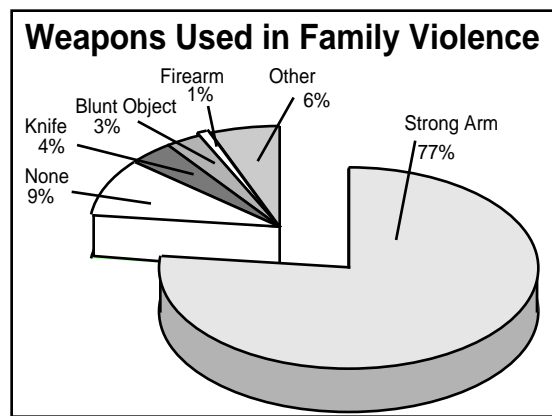
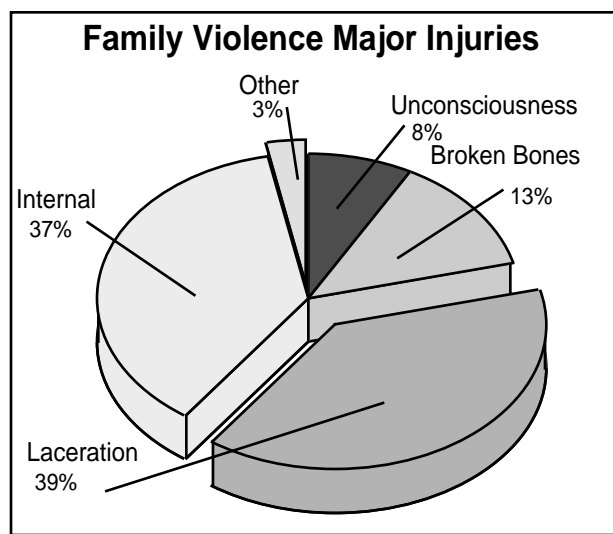


**Injuries**

For the purposes of this family violence report, the police officers who responded to disturbance calls determined the extent of injuries and all injuries were considered to be apparent injuries. If later medical attention indicated that the injuries were more or less severe than noted by the responding officer, this information is not included in the family violence report. The majority of reported injuries (53%) were considered to be minor injuries. In another 42 percent of family violence reports, 'no injury' was recorded. Major injuries were reported in 5 percent of the cases.

**Weapons**

The most common weapon involved in family violence cases was physical force through the use of hands, feet, and fists (strong-arm), which accounts for 77 percent of the incidents. The Texas Family Violence law considers the use of threats and intimidation to be serious enough to report and, thus, 9 percent of the reports were listed as involving no weapons. Knives or cutting instruments (4 percent), blunt objects (3 percent), firearms (1 percent), and other (6 percent) account for the remaining cases. Considered as other weapons were motor vehicles, poison, explosives, fire, drugs, unknown, and miscellaneous weapons.



# FAMILY VIOLENCE BY JURISDICTION

AGENCY	INCIDENTS
<b>ANDERSON COUNTY</b>	
Anderson CO SO	114
Palestine PD	83
Frankston PD	4
<b>ANDREWS COUNTY</b>	
Andrews CO SO	31
Andrews PD	41
<b>ANGELINA COUNTY</b>	
Angelina CO SO	259
Diboll PD	24
Lufkin PD	382
Hudson PD	2
<b>ARANSAS COUNTY</b>	
Aransas CO SO	62
Aransas Pass PD	91
Rockport PD	67
<b>ARCHER COUNTY</b>	
Archer CO SO	11
Holliday PD	3
<b>ARMSTRONG COUNTY</b>	
Armstrong CO SO	12
<b>ATASCOSA COUNTY</b>	
Atascosa CO SO	121
Lytle PD	19
Pleasanton PD	59
Poteet PD	29
Jourdanton PD	17
<b>AUSTIN COUNTY</b>	
Austin CO SO	17
Bellville PD	9
Sealy PD	20
Wallis PD	7
<b>BAILEY COUNTY</b>	
Bailey CO SO	3
Mulshoe PD	34
<b>BANDERA COUNTY</b>	
Bandera CO SO	105
<b>BASTROP COUNTY</b>	
Bastrop CO SO	330
Bastrop PD	39
Elgin PD	27
Smithville PD	13
<b>BAYLOR COUNTY</b>	
Baylor CO SO	2
Seymour PD	18
<b>BEE COUNTY</b>	
Bee CO SO	42
Beeville PD	181
<b>BELL COUNTY</b>	
Bell CO SO	133
Bartlett PD	6
Belton PD	117
Harker Heights PD	94
Killeen PD	1,610
Nolanville PD	32
Temple PD	613
Central Tx College PD	2
Morgans Point Resort PD	13
Holland PD	4
Salado PD	3

AGENCY	INCIDENTS
<b>BEXAR COUNTY</b>	
Bexar CO SO	1,109
San Antonio PD	11,896
Alamo Heights PD	9
Balcones Heights PD	22
Castle Hills PD	11
Converse PD	38
Hill Country Village PD	2
Hollywood Park PD	5
Kirby PD	57
Leon Valley PD	47
Olmos Park PD	1
Shavano Park PD	3
Terrell Hills PD	12
Universal City PD	198
Windcrest PD	16
Live Oak PD	25
Selma PD	21
Somerset PD	3
Helotes PD	13
Fair Oaks Ranch PD	7
<b>BLANCO COUNTY</b>	
Blanco CO SO	14
Blanco PD	5
Johnson City PD	2
<b>BORDEN COUNTY</b>	
Borden CO SO	2
<b>BOSQUE COUNTY</b>	
Bosque CO SO	62
Clifton PD	16
Meridian PD	8
<b>BOWIE COUNTY</b>	
Bowie CO SO	257
De Kalb PD	2
Nash PD	16
New Boston PD	21
Texarkana PD	686
Wake Village PD	15
Hooks PD	2
<b>BRAZORIA COUNTY</b>	
Brazoria CO SO	786
Alvin PD	85
Angleton PD	134
Clute PD	88
Danbury PD	13
Freeport	38
Lake Jackson PD	91
Manvel PD	23
Pearland PD	264
Richwood PD	21
Sweeny PD	22
West Columbia PD	10
Brazoria PD	18
Brookside Village PD	3
Jones Creek PD	6
Surfside Beach PD	8
Oyster Creek PD	4
Alvin ISD PD	1

<b>AGENCY</b>	<b>INCIDENTS</b>
<b>BRAZOS COUNTY</b>	
Brazos CO SO	50
Bryan PD	879
College Station PD	241
TX A&M Univ PD	2
<b>BREWSTER COUNTY</b>	
Brewster CO SO	22
Alpine PD	16
Sul Ross State Univ PD	6
<b>BRISCOE COUNTY</b>	
Briscoe CO SO	1
<b>BROOKS COUNTY</b>	
Brooks CO SO	1
Falfurrias PD	80
<b>BROWN COUNTY</b>	
Brown CO SO	81
Bangs PD	8
Brownwood PD	268
Early PD	14
<b>BURLESON COUNTY</b>	
Burleson CO SO	43
Caldwell PD	25
Somerville PD	10
<b>BURNET COUNTY</b>	
Burnet CO SO	88
Burnet PD	33
Marble Falls PD	56
Bertram PD	4
Granite Shoals PD	8
Horseshoe Bay PD	14
<b>CALDWELL COUNTY</b>	
Caldwell CO SO	64
Lockhart PD	68
Luling PD	52
<b>CALHOUN COUNTY</b>	
Calhoun CO SO	64
Port Lavaca PD	84
Seadrift PD	4
<b>CALLAHAN COUNTY</b>	
Callahan CO SO	13
Clyde PD	19
<b>CAMERON COUNTY</b>	
Cameron CO SO	710
Brownsville PD	1,936
Combes PD	8
Harlingen PD	555
La Feria PD	75
Los Fresnos PD	16
Port Isabel PD	49
Primera PD	27
San Benito PD	326
Santa Rosa PD	29
UT Brownsville PD	1
South Padre Island PD	112
TSTC Harlingen PD	1
Cameron CO Park Ranger PD	1
Brownsville ISD PD	2
Laguna Vista PD	8
<b>CAMP COUNTY</b>	
Camp CO SO	39
Pittsburg PD	39
<b>CARSON COUNTY</b>	
Carson CO SO	8
Panhandle PD	4

<b>AGENCY</b>	<b>INCIDENTS</b>
<b>CASS COUNTY</b>	
Cass CO SO	40
Atlanta PD	9
Linden PD	7
Queen City PD	8
<b>CASTRO COUNTY</b>	
Castro CO SO	4
Dimmit PD	47
Hart PD	10
<b>CHAMBERS COUNTY</b>	
Chambers CO SO	59
Mont Belvieu PD	37
<b>CHEROKEE COUNTY</b>	
Cherokee CO SO	256
Jacksonville PD	350
Rusk PD	27
Alto PD	3
Wells PD	6
<b>CHILDRESS COUNTY</b>	
Childress CO SO	3
Childress PD	42
<b>CLAY COUNTY</b>	
Clay CO SO	15
<b>COCHRAN COUNTY</b>	
Cochran CO SO	18
<b>COKE COUNTY</b>	
Coke CO SO	3
<b>COLEMAN COUNTY</b>	
Coleman CO SO	2
Coleman PD	9
<b>COLLIN COUNTY</b>	
Collin CO SO	239
Allen PD	247
Celina PD	7
Farmersville PD	6
Frisco PD	233
McKinney PD	588
Plano PD	1,040
Prosper PD	6
Wylie PD	154
Princeton PD	13
Melissa PD	11
Lavon PD	2
<b>COLORADO COUNTY</b>	
Colorado CO SO	60
Columbus PD	20
Eagle Lake PD	17
Weimar PD	9
<b>COMAL COUNTY</b>	
Comal CO SO	395
New Braunfels PD	702
<b>COMANCHE COUNTY</b>	
Comanche CO SO	28
Comanche PD	67
Deleon PD	12
<b>CONCHO COUNTY</b>	
Eden PD	12
<b>COOKE COUNTY</b>	
Cooke CO SO	75
Gainesville PD	150
<b>CORYELL COUNTY</b>	
Coryell CO SO	24
Copperas Cove PD	325
Gatesville PD	42

AGENCY	INCIDENTS
<b>COTTLE COUNTY</b>	
Paducah PD	1
<b>CRANE COUNTY</b>	
Crane CO SO	9
Crane PD	14
<b>CROCKETT COUNTY</b>	
Crockett CO SO	28
<b>CROSBY COUNTY</b>	
Crosby CO SO	11
<b>DALLAM COUNTY</b>	
Dallam CO SO	2
Dalhart PD	48
<b>DALLAS COUNTY</b>	
Dallas CO SO	52
Dallas PD	14,371
Addison PD	140
Balch Springs PD	194
Carrollton PD	470
Cedar Hill PD	276
Cockrell Hill PD	8
Coppell PD	85
Desoto PD	404
Duncanville PD	255
Farmers Branch PD	134
Garland PD	1,859
Grand Prairie PD	1,393
Highland Park PD	16
Hutchins PD	24
Irving PD	2,042
Lancaster PD	388
Mesquite PD	1,094
Richardson PD	394
Sachse PD	70
Seagoville PD	93
University Park PD	19
Wilmer PD	37
UT Dallas PD	6
Rowlett PD	443
Richland College PD	4
Glenn Heights PD	104
Dallas CO Hops. District PD	1
Baylor Hlth Care Sys PD	6
Southern Methodist Univ PD	1
Ovilla PD	4
<b>DAWSON COUNTY</b>	
Dawson CO SO	5
Lamesa PD	90
<b>DEAF SMITH COUNTY</b>	
Deaf Smith CO SO	16
Hereford PD	123
<b>DELTA COUNTY</b>	
Delta CO SO	27
<b>DENTON COUNTY</b>	
Denton CO SO	169
Denton PD	742
Lake Dallas PD	42
Lewisville PD	444
Pilot Point PD	8
Sanger PD	1
Univ of North Texas PD	3
Flower Mound PD	136
The Colony PD	153
Highland Village PD	53
Corinth PD	23
Double Oak PD	4
Hickory Creek PD	13
Roanoke PD	18

AGENCY	INCIDENTS
Trophy Club PD	11
Northlake PD	5
<b>DEWITT COUNTY</b>	
Dewitt CO SO	25
Cuero PD	41
Yorktown PD	4
<b>DICKENS COUNTY</b>	
Spur PD	7
<b>DIMMITT COUNTY</b>	
Dimmitt CO SO	36
<b>DUVAL COUNTY</b>	
Duval CO SO	25
San Diego PD	48
Freer PD	7
<b>EASTLAND COUNTY</b>	
Eastland CO SO	16
Cisco PD	19
Eastland PD	18
Gorman PD	1
Ranger PD	8
<b>ECTOR COUNTY</b>	
Ector CO SO	469
Odessa PD	1,817
UT Permian Basin PD	1
<b>EDWARDS COUNTY</b>	
Edwards CO SO	4
<b>ELLIS COUNTY</b>	
Ellis CO SO	301
Ennis PD	110
Ferris PD	7
Italy PD	7
Midlothian PD	45
Palmer PD	9
Red Oak PD	25
Waxahachie PD	171
<b>EL PASO COUNTY</b>	
El Paso CO SO	385
Anthony PD	25
El Paso PD	5,411
UT El Paso PD	2
El Paso Community College PD	1
Clint PD	6
Horizon City PD	64
Socorro PD	170
Socorro ISD PD	1
<b>ERATH COUNTY</b>	
Erath CO SO	52
Dublin PD	14
Stephenville PD	114
<b>FALLS COUNTY</b>	
Falls CO SO	16
Marlin PD	19
Rosebud PD	3
<b>FANNIN COUNTY</b>	
Fannin CO SO	75
Bonham PD	147
<b>FAYETTE COUNTY</b>	
Fayette CO SO	34
La Grange PD	20
Flatonia PD	3
<b>FISHER COUNTY</b>	
Fisher CO SO	2
<b>FLOYD COUNTY</b>	
Floydada PD	7
Lockney PD	20
<b>FOARD COUNTY</b>	
Crowell PD	5

AGENCY	INCIDENTS
<b>FORT BEND COUNTY</b>	
Fort Bend CO SO	1,127
Missouri City PD	284
Richmond PD	144
Rosenberg PD	276
Stafford PD	63
Sugar Land PD	107
Needville PD	16
Arcola PD	5
Meadows Place PD	11
<b>FRANKLIN COUNTY</b>	
Franklin CO SO	25
<b>FREESTONE COUNTY</b>	
Freestone CO SO	26
Fairfield PD	3
Teague PD	6
Wortham PD	6
<b>FRIO COUNTY</b>	
Frio CO SO	17
Pearsall PD	35
Dilley PD	45
<b>GAINES COUNTY</b>	
Gaines CO SO	5
Seagraves PD	12
Seminole PD	21
<b>GALVESTON COUNTY</b>	
Galveston CO SO	128
Dickenson PD	71
Friendswood PD	159
Galveston PD	1,248
Hitchcock PD	37
Kemah PD	9
La Marque PD	250
League City PD	380
Texas City PD	305
UTMB-Galveston PD	2
Jamaica Beach PD	1
Santa Fe PD	51
Bayou Vista PD	1
<b>GARZA COUNTY</b>	
Garza CO SO	35
<b>GILLESPIE COUNTY</b>	
Gillespie CO SO	41
Fredericksburg PD	25
<b>GOLIAD COUNTY</b>	
Goliad CO SO	27
<b>GONZALES COUNTY</b>	
Gonzales CO SO	38
Gonzales PD	39
Waelder PD	3
<b>GRAY COUNTY</b>	
Gray CO SO	10
Pampa PD	173
<b>GRAYSON COUNTY</b>	
Grayson CO SO	186
Collinsville PD	3
Denison PD	145
Pottsboro PD	10
Sherman PD	425
Van Alstyne PD	5
Whitesboro PD	18
Howe PD	41
Grayson CO College PD	1
Tioga PD	6
<b>GREGG COUNTY</b>	
Gregg CO SO	206
Gladewater PD	23
Kilgore PD	49

AGENCY	INCIDENTS
Longview PD	602
White Oak PD	28
<b>GRIMES COUNTY</b>	
Grimes CO SO	34
Navasota PD	45
<b>GUADALUPE COUNTY</b>	
Guadalupe CO SO	230
Marion PD	7
Schertz PD	98
Seguin PD	361
Cibolo PD	61
<b>HALE COUNTY</b>	
Hale CO SO	12
Abernathy PD	10
Hale Center PD	13
Plainview PD	47
<b>HALL COUNTY</b>	
Hall CO SO	2
Memphis PD	11
<b>HAMILTON COUNTY</b>	
Hamilton CO SO	6
Hico PD	6
<b>HANSFORD COUNTY</b>	
Gruver PD	2
Spearman PD	5
<b>HARDEMAN COUNTY</b>	
Chillicothe PD	4
Quanah PD	20
<b>HARDIN COUNTY</b>	
Hardin CO SO	100
Kountze PD	5
Silsbee PD	26
Sour Lake PD	18
Lumberton PD	72
<b>HARRIS COUNTY</b>	
Harris CO SO	7,950
Houston PD	20,113
Baytown PD	534
Bellaire PD	29
Deer Park PD	166
Galena Park PD	79
Humble PD	42
Jacinto City PD	81
Jersey Village PD	18
La Porte PD	214
Pasadena PD	1,171
Seabrook PD	76
South Houston PD	137
Southside Place PD	2
Spring Valley PD	7
Tomball PD	55
Memorial Village PD	10
Webster PD	142
West University Place PD	18
Katy PD	139
Nassau Bay PD	10
University of Houston PD	3
Tx Southern Univ PD	21
Univ Houston Clearlake PD	1
Hedwig Village PD	8
Klein ISD PD	1
Lakeview PD	22
Katy ISD PD	2
Spring Branch ISD PD	1
Pasadena ISD PD	1
Aldine ISD PD	2
<b>HARRISON COUNTY</b>	
Harrison CO SO	76

AGENCY	INCIDENTS
Hallsville City PD	6
Marshall PD	162
<b>HARTLEY COUNTY</b>	
Hartley CO SO	1
<b>HASKELL COUNTY</b>	
Haskell CO SO	1
Haskell PD	7
<b>HAYS COUNTY</b>	
Hays CO SO	131
San Marcos PD	226
Texas State-San Marcos Univ PD	6
Kyle PD	50
<b>HEMPHILL COUNTY</b>	
Hemphill CO SO	13
<b>HENDERSON COUNTY</b>	
Henderson CO SO	140
Athens PD	70
Malakoff PD	14
Seven Points PD	28
Gun Barrel City PD	35
Caney City PD	2
Tool PD	24
<b>HIDALGO COUNTY</b>	
Hidalgo CO SO	1,759
Alamo PD	86
Donna PD	279
Edcouch PD	11
Edinburg PD	632
Elsa PD	89
Hidalgo PD	32
McAllen PD	819
Mercedes PD	144
Mission PD	268
Pharr PD	400
San Juan PD	331
Weslaco PD	294
La Joya PD	26
Alton PD	70
Progreso PD	11
Weslaco ISD PD	1
Penitas PD	7
Sullivan City PD	11
<b>HILL COUNTY</b>	
Hill CO SO	58
Hillsboro PD	26
Hubbard PD	7
Itasca PD	6
Whitney PD	20
<b>HOCKLEY COUNTY</b>	
Hockley CO SO	14
Levelland PD	111
Ropesville PD	1
<b>HOOD COUNTY</b>	
Hood CO SO	229
Granbury PD	11
<b>HOPKINS COUNTY</b>	
Hopkins CO SO	84
Sulphur Springs PD	156
<b>HOUSTON COUNTY</b>	
Houston CO SO	37
Crockett PD	26
Grapeland PD	4
<b>HOWARD COUNTY</b>	
Howard CO SO	45

AGENCY	INCIDENTS
Big Spring PD	171
<b>HUDSPETH COUNTY</b>	
Hudspeth CO SO	10
<b>HUNT COUNTY</b>	
Hunt CO SO	297
Commerce PD	92
Greenville PD	458
TX A&M Univ-Commerce PD	8
Caddo Mills PD	25
West Tawakoni PD	31
Quinlan PD	3
Hawk Cove PD	2
<b>HUTCHINSON COUNTY</b>	
Hutchinson CO SO	48
Borger PD	79
<b>IRION COUNTY</b>	
Irion CO SO	4
<b>JACK COUNTY</b>	
Jack CO SO	16
Jacksboro PD	17
<b>JACKSON COUNTY</b>	
Jackson CO SO	15
Edna PD	19
Ganado PD	1
<b>JASPER COUNTY</b>	
Jasper CO SO	46
Kirbyville PD	9
<b>JEFF DAVIS COUNTY</b>	
Jeff Davis CO SO	4
<b>JEFFERSON COUNTY</b>	
Jefferson CO SO	122
Beaumont PD	1,692
Groves PD	78
Nederland PD	100
Port Arthur PD	332
Port Neches PD	143
<b>JIM HOGG COUNTY</b>	
Jim Hogg CO SO	39
<b>JIM WELLS COUNTY</b>	
Jim Wells CO SO	158
Alice PD	362
Premont PD	23
<b>JOHNSON COUNTY</b>	
Johnson CO SO	997
Alvarado PD	40
Burleson PD	211
Cleburne PD	309
Joshua PD	48
Keene PD	19
Godley PD	3
<b>JONES COUNTY</b>	
Jones CO SO	19
Anson PD	11
Hamlin PD	11
Stamford PD	32
<b>KARNES COUNTY</b>	
Karnes CO SO	1
Karnes City PD	17
Kenedy PD	52
<b>KAUFMAN COUNTY</b>	
Kaufman CO SO	383
Forney PD	15
Kaufman PD	18
Kemp PD	24
Terrell PD	136



AGENCY	INCIDENTS
<b>KENDALL COUNTY</b>	
Kendall CO SO	60
Boerne PD	45
<b>KENT COUNTY</b>	
Kent CO SO	3
<b>KERR COUNTY</b>	
Kerr CO SO	92
Kerrville PD	142
Ingram PD	17
<b>KIMBLE COUNTY</b>	
Kimble CO SO	1
Junction PD	31
<b>KINNEY COUNTY</b>	
Kinney CO SO	1
<b>KLEBERG COUNTY</b>	
Kleberg CO SO	37
Kingsville PD	235
Texas A&M Univ-Kingsville PD	1
<b>KNOX COUNTY</b>	
Knox CO SO	8
Knox City PD	3
Munday PD	12
<b>LAMAR COUNTY</b>	
Lamar CO SO	111
Paris PD	538
Paris Junior College PD	1
Reno PD	25
<b>LAMB COUNTY</b>	
Lamb CO SO	19
Littlefield PD	224
Olton PD	8
<b>LAMPASAS COUNTY</b>	
Lampasas CO SO	16
Lampasas PD	66
<b>LA SALLE COUNTY</b>	
LaSalle CO SO	49
<b>LAVACA COUNTY</b>	
Lavaca CO SO	5
Hallettsville PD	24
Yoakum PD	37
<b>LEE COUNTY</b>	
Lee CO SO	13
Giddings PD	34
Lexington PD	6
<b>LEON COUNTY</b>	
Leon CO SO	22
<b>LIBERTY COUNTY</b>	
Liberty CO SO	221
Cleveland PD	62
Dayton PD	73
Liberty PD	25
<b>LIMESTONE COUNTY</b>	
Limestone CO SO	44
Groesbeck PD	20
Mexia PD	78
<b>LIPSCOMB COUNTY</b>	
Lipscomb CO SO	6
<b>LIVE OAK COUNTY</b>	
Live Oak CO SO	19
Three Rivers PD	6
<b>LLANO COUNTY</b>	
Llano CO SO	76
Llano PD	28
<b>LUBBOCK COUNTY</b>	
Lubbock CO SO	242

AGENCY	INCIDENTS
Idalou PD	12
Lubbock PD	3,381
Shallowater PD	11
Slaton PD	37
TX Tech Univ PD	4
Wolfforth PD	20
Ransom Canyon PD	1
<b>LYNN COUNTY</b>	
Lynn CO SO	4
Tahoka PD	12
<b>MCCULLOCH COUNTY</b>	
McCulloch CO SO	11
Brady PD	41
<b>MCLENNAN COUNTY</b>	
McLennan CO SO	240
Bellmead PD	185
Beverly Hills PD	6
Hewitt PD	67
Lacy-Lakeview PD	44
Lorena PD	2
McGregor PD	20
Mart PD	16
Robinson PD	18
Waco PD	1,813
West PD	5
Woodway PD	25
Riesel PD	6
TSTC Waco PD	23
Baylor Univ PD	3
Bruceville-Eddy PD	4
<b>MCMULLEN COUNTY</b>	
McMullen CO SO	1
<b>MADISON COUNTY</b>	
Madison CO SO	44
Madisonville PD	50
<b>MARION COUNTY</b>	
Marion CO SO	31
Jefferson PD	19
<b>MARTIN COUNTY</b>	
Stanton PD	8
<b>MASON COUNTY</b>	
Mason CO SO	20
<b>MATAGORDA COUNTY</b>	
Matagorda CO SO	153
Bay City PD	320
Palacios PD	43
<b>MAVERICK COUNTY</b>	
Maverick CO SO	388
Eagle Pass PD	391
<b>MEDINA COUNTY</b>	
Medina CO SO	83
Castroville PD	18
Devine PD	111
Hondo PD	74
<b>MENARD COUNTY</b>	
Menard CO SO	7
<b>MIDLAND COUNTY</b>	
Midland CO SO	103
Midland PD	329
<b>MILAM COUNTY</b>	
Milam CO SO	24
Cameron PD	16
Rockdale PD	8
Thorndale PD	16
<b>MILLS COUNTY</b>	
Mills CO SO	7

AGENCY	INCIDENTS
<b>MITCHELL COUNTY</b>	
Mitchell CO SO	14
Colorado City PD	32
<b>MONTAGUE COUNTY</b>	
Montague CO SO	37
Bowie PD	52
Nocona PD	15
<b>MONTGOMERY COUNTY</b>	
Montgomery CO SO	2,297
Conroe PD	576
Roman Forest PD	4
Magnolia PD	10
Shenandoah PD	16
Oak Ridge North PD	20
Montgomery PD	10
<b>MOORE COUNTY</b>	
Moore CO SO	3
Dumas PD	326
<b>MORRIS COUNTY</b>	
Morris CO SO	5
Daingerfield PD	15
Lone Star PD	31
<b>MOTLEY COUNTY</b>	
Motley CO SO	2
<b>NACOGDOCHES COUNTY</b>	
Nacogdoches CO SO	176
Nacogdoches PD	395
Stephen F Austin Univ PD	7
<b>NAVARRO COUNTY</b>	
Navarro CO SO	95
Corsicana PD	272
<b>NEWTON COUNTY</b>	
Newton CO SO	19
<b>NOLAN COUNTY</b>	
Nolan CO SO	8
Roscoe PD	2
Sweetwater PD	89
<b>NUECES COUNTY</b>	
Nueces CO SO	74
Bishop PD	12
Corpus Christi PD	4,486
Robstown PD	107
Port Aransas PD	18
<b>OCHILTREE COUNTY</b>	
Ochiltree CO SO	15
Perryton PD	50
<b>OLDHAM COUNTY</b>	
Oldham CO SO	7
<b>ORANGE COUNTY</b>	
Orange CO SO	219
Bridge City PD	48
Orange PD	263
Pinehurst PD	24
Vidor PD	70
West Orange PD	22
<b>PALO PINTO COUNTY</b>	
Palo Pinto CO SO	14
Mineral Wells PD	115
<b>PANOLA COUNTY</b>	
Panola CO SO	110
Carthage PD	65
<b>PARKER COUNTY</b>	
Parker CO SO	246
Weatherford PD	121
Springtown PD	7
Hudson Oaks PD	3
Willow Park PD	3

AGENCY	INCIDENTS
<b>PARMER COUNTY</b>	
Parmer CO SO	1
Friona PD	16
Farwell PD	6
<b>PECOS COUNTY</b>	
Pecos CO SO	9
Fort Stockton PD	37
<b>POLK COUNTY</b>	
Polk CO SO	168
Livingston PD	21
Corrigan PD	10
Onalaska PD	13
<b>POTTER COUNTY</b>	
Potter CO SO	29
Amarillo PD	2,167
Amarillo College PD	2
<b>PRESIDIO COUNTY</b>	
Marfa PD	14
Presidio PD	3
<b>RAINS COUNTY</b>	
Rains CO SO	29
<b>RANDALL COUNTY</b>	
Randall CO SO	121
Canyon PD	43
<b>REAGAN COUNTY</b>	
Reagan CO SO	12
<b>REAL COUNTY</b>	
Real CO SO	9
<b>RED RIVER COUNTY</b>	
Red River CO SO	32
Clarksville PD	33
Bogota PD	12
<b>REEVES COUNTY</b>	
Reeves CO SO	24
Pecos PD	27
<b>REFUGIO COUNTY</b>	
Refugio CO SO	9
Refugio PD	19
<b>ROBERTS COUNTY</b>	
Roberts CO SO	4
<b>ROBERTSON COUNTY</b>	
Robertson CO SO	22
Bremond PD	5
Calvert PD	20
Hearne PD	42
<b>ROCKWALL COUNTY</b>	
Rockwall CO SO	112
Rockwall PD	91
Royse City PD	27
Heath PD	15
<b>RUNNELS COUNTY</b>	
Runnels CO SO	16
Ballinger PD	15
Winters PD	24
<b>RUSK COUNTY</b>	
Rusk CO SO	267
Henderson PD	242
Overton PD	12
<b>SABINE COUNTY</b>	
Sabine CO SO	35
Hemphill PD	2
Pineland PD	1
<b>SAN AUGUSTINE COUNTY</b>	
San Augustine CO SO	20
San Augustine PD	9

<b>AGENCY</b>	<b>INCIDENTS</b>
<b>SAN JACINTO COUNTY</b>	
San Jacinto CO SO	118
<b>SAN PATRICIO COUNTY</b>	
San Patricio CO SO	102
Ingleside PD	38
Mathis PD	42
Portland PD	70
Sinton PD	138
Taft PD	22
Gregory PD	6
<b>SAN SABA COUNTY</b>	
San Saba CO SO	4
San Saba PD	5
<b>SCHLEICHER COUNTY</b>	
Schleicher CO SO	7
<b>SCURRY COUNTY</b>	
Scurry CO SO	7
Snyder PD	134
<b>SHACKELFORD COUNTY</b>	
Shackelford CO SO	3
<b>SHELBY COUNTY</b>	
Shelby CO SO	97
Center PD	52
<b>SHERMAN COUNTY</b>	
Sherman CO SO	2
Stratford PD	2
<b>SMITH COUNTY</b>	
Smith CO SO	489
Arp PD	4
Lindale PD	13
Tyler PD	404
Whitehouse PD	29
UT Tyler PD	1
Bullard PD	5
Tyler ISD PD	1
<b>SOMERVELL COUNTY</b>	
Somervell CO SO	25
<b>STARR COUNTY</b>	
Starr CO SO	48
Rio Grande City PD	152
Roma PD	23
<b>STEPHENS COUNTY</b>	
Stephens CO SO	4
Breckenridge PD	25
<b>STERLING COUNTY</b>	
Sterling CO SO	4
<b>STONEWALL COUNTY</b>	
Stonewall CO SO	4
<b>SUTTON COUNTY</b>	
Sutton CO SO	1
Sonora PD	23
<b>SWISHER COUNTY</b>	
Swisher CO SO	2
Kress PD	1
Tulia PD	29
<b>TARRANT COUNTY</b>	
Tarrant CO SO	255
Arlington PD	3,305
Azle PD	85
Bedford PD	461
Benbrook PD	140
Blue Mound PD	4
Crowley PD	79
Dalworthington Gardens PD	3
Eules PD	323
Everman PD	57
Forest Hill PD	119
Fort Worth PD	5,354

<b>AGENCY</b>	<b>INCIDENTS</b>
Grapevine PD	197
Haltom City PD	561
Hurst PD	356
Kennedale PD	73
Lakeside PD	2
Lake Worth PD	18
Mansfield PD	88
North Richland Hills PD	543
Richland Hills PD	49
River Oaks PD	24
Saginaw PD	83
Sansom Park Village PD	22
Watauga PD	87
Westworth PD	11
White Settlement PD	128
Keller PD	67
Pantego PD	7
Southlake PD	36
UT Arlington PD	2
Dallas/Ft Worth Airport PD	5
Colleyville PD	31
Pelican Bay PD	4
Tarrant CO Hosp Dist PD	4
<b>TAYLOR COUNTY</b>	
Taylor CO SO	66
Abilene PD	1,571
Merkel PD	1
Tye PD	5
Abilene Christian Univ PD	1
<b>TERRELL COUNTY</b>	
Terrell CO SO	3
<b>TERRY COUNTY</b>	
Terry CO SO	4
Brownfield PD	38
<b>TITUS COUNTY</b>	
Titus CO SO	133
Mount Pleasant PD	230
<b>TOM GREEN COUNTY</b>	
Tom Green CO SO	77
San Angelo PD	1,313
Angelo State Univ PD	1
<b>TRAVIS COUNTY</b>	
Travis CO SO	970
Austin PD	5,521
Manor PD	12
West Lake Hills PD	8
UT Austin PD	6
Pflugerville PD	59
Lakeway PD	15
Sunset Valley PD	1
Lago Vista PD	30
Jonestown PD	10
Mustang Ridge PD	12
Austin ISD PD	9
<b>TRINITY COUNTY</b>	
Trinity CO SO	27
Trinity PD	18
<b>TYLER COUNTY</b>	
Tyler CO SO	14
Woodville PD	6
<b>UPSHUR COUNTY</b>	
Upshur CO SO	59
Big Sandy PD	2
Gilmer PD	28
East Mountain PD	2
<b>UPTON COUNTY</b>	
Upton CO SO	22

AGENCY	INCIDENTS
<b>UVALDE COUNTY</b>	
Uvalde CO SO	53
Uvalde PD	71
Sabinal PD	14
<b>VAL VERDE COUNTY</b>	
Val Verde CO SO	40
Del Rio PD	345
<b>VAN ZANDT COUNTY</b>	
Van Zandt CO SO	158
Canton PD	11
Grand Saline PD	3
Van PD	17
Wills Point PD	1
<b>VICTORIA COUNTY</b>	
Victoria CO SO	150
Victoria PD	761
<b>WALKER COUNTY</b>	
Walker CO SO	173
Huntsville PD	218
<b>WALLER COUNTY</b>	
Waller CO SO	29
Waller PD	14
Hempstead PD	63
Prairie View A&M Univ PD	7
<b>WARD COUNTY</b>	
Ward CO SO	2
Monahans PD	98
<b>WASHINGTON COUNTY</b>	
Washington CO SO	101
Brenham PD	136
<b>WEBB COUNTY</b>	
Webb CO SO	81
Laredo PD	1,629
Texas A&M International Univ PD	1
<b>WHARTON COUNTY</b>	
Wharton CO SO	104
El Campo PD	61
Wharton PD	220
<b>WHEELER COUNTY</b>	
Wheeler CO SO	5
Shamrock PD	14
<b>WICHITA COUNTY</b>	
Wichita CO SO	20
Burkburnett PD	41
Electra PD	24
Iowa Park PD	66
Wichita Falls PD	1,808
Midwestern Univ PD	2
<b>WILBARGER COUNTY</b>	
Wilbarger CO SO	5
Vernon PD	89
<b>WILLACY COUNTY</b>	
Willacy CO SO	65
Raymondville PD	218
Raymondville ISD PD	1
<b>WILLIAMSON COUNTY</b>	
Williamson CO SO	542
Florence PD	4
Georgetown PD	143
Granger PD	6
Hutto PD	39
Round Rock PD	283
Taylor PD	150
Cedar Park PD	153
Leander PD	78
Thrall PD	9

AGENCY	INCIDENTS
<b>WILSON COUNTY</b>	
Wilson CO SO	93
Floresville PD	76
LaVernia PD	5
<b>WINKLER COUNTY</b>	
Winkler CO SO	7
Kermit PD	48
Wink PD	5
<b>WISE COUNTY</b>	
Wise CO SO	109
Bridgeport PD	28
Decatur PD	22
<b>WOOD COUNTY</b>	
Wood CO SO	97
Hawkins PD	17
Quitman PD	1
Winnsboro PD	17
<b>YOAKUM COUNTY</b>	
Yoakum CO SO	7
Denver City PD	32
<b>YOUNG COUNTY</b>	
Young CO SO	20
Graham PD	70
Olney PD	41
<b>ZAPATA COUNTY</b>	
Zapata CO SO	85
<b>ZAVALA COUNTY</b>	
Zavala CO SO	46
Crystal City PD	66

Jurisdictions not represented reported zero incidents of Family Violence.