

CHAPTER 5

FAMILY VIOLENCE

FAMILY VIOLENCE 2001

5

DEFINITION

The Texas Family Code defines Family Violence as an act by a member of a family or household against another member that is intended to result in physical harm, bodily injury, assault, or a threat that reasonably places the member in fear of imminent physical harm. The law excludes the reasonable discipline of a child and defines abuse as physical injury that results in substantial harm or genuine threat; sexual contact, intercourse, or conduct; or compelling or encouraging the child to engage in sexual conduct.

By definition and for the purposes of family violence reports, 'family' includes individuals related by consanguinity (blood) or affinity, marriage or former marriage, biological parents of the same child, foster children, foster parents, and members or former members of the same household (including roommates).

ANALYSIS

Volume

The total reported number of Texas family violence incidents in 2001 was 180,385. This represented a 2.9 percent increase when compared to 2000. These incidents involved 194,112 victims (up 2.4 percent from 2000) and 190,059 offenders (up 2.2 percent from 2000).

Family Violence	2001	2000	% Change
Reported Incidents	180,385	175,282	+2.9 %
Reported Victims	194,112	189,615	+2.4 %
Reported Offenders	190,059	185,977	+2.2 %

Victim/Offender Relationships

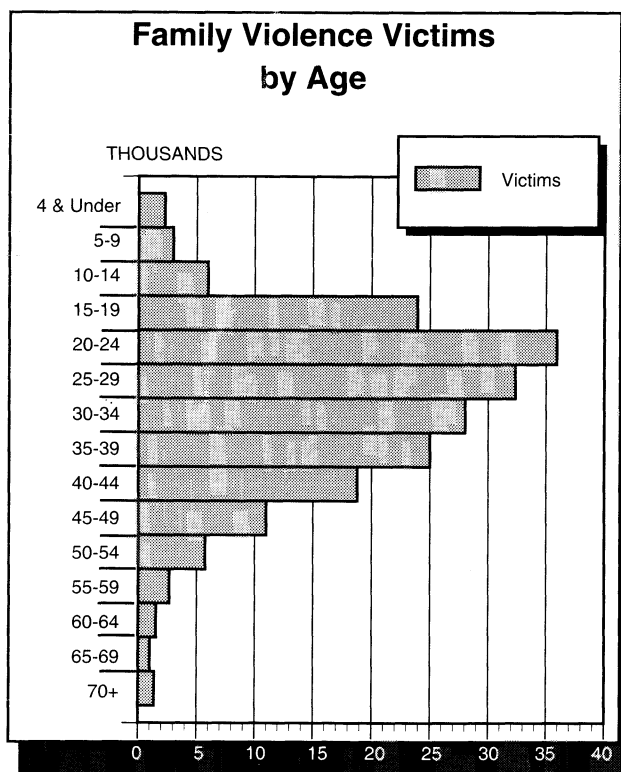
The largest percentage of family violence reports was between married spouses. The second most commonly reported relationship among offenders and victims was common-law spouses and the third most common relationship was other family member.

Relationship of Victim to Offender			
Relationship Type	Group Percent	Victim's Relationship	Percent of Total
Marital	55.1%	Husband	5.5
		Wife	24.8
		Common-Law Husband	3.3
		Common-Law Wife	17.5
		Ex-Husband	0.8
		Ex-Wife	3.2
Parental/Child	15.5%	Father	1.8
		Mother	5.0
		Son	2.4
		Daughter	3.4
		Stepfather	0.8
		Stepmother	0.3
		Step-Son	0.8
		Step-Daughter	1.0
		Foster Parent	0.04
		Foster Child	0.02
Other Family	29.4%	Grandfather	0.1
		Grandmother	0.3
		Grandson	0.1
		Granddaughter	0.2
		Brother	2.8
		Sister	3.8
		Step-Brother	0.1
		Step-Sister	0.1
		Male Roommate	2.2
		Female Roommate	7.2
		Male In-Law	1.0
		Female In-Law	1.4
		Other Male Family Member	2.8
		Other Female Family Member	6.9
		Unk. Relationship-Male	0.07
		Unk. Relationship-Female	0.3

Victims

Incidents of family violence in 2001 involved 194,112 victims. Of the victims whose sex was known, 25 percent were male and 75 percent were female. The age group with the highest number of victims was the 20-to-24 year-old bracket.

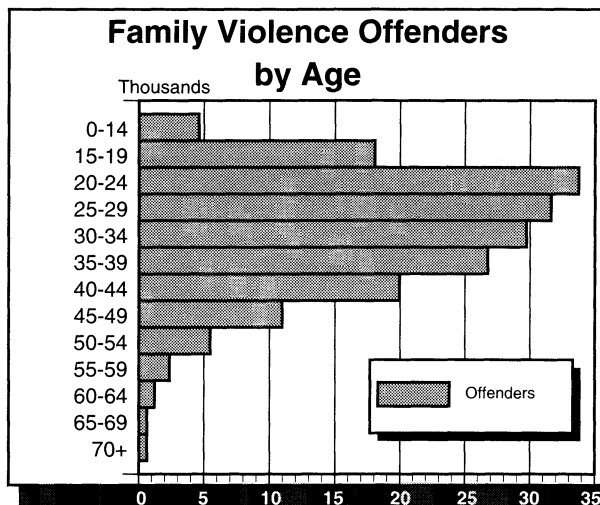
Of the victims whose ethnicity was known, 37 percent were Hispanic and 63 percent were not Hispanic. For the victims whose race was known, 74 percent were listed as White, 25 percent were Black, and 1 percent were American Indian or Alaskan Native and Asian or Pacific Islander. Of the White victims, 76 percent were female, 76 percent of the Black victims were female, 81 percent of the American Indian or Alaskan Native victims were female and 77 percent of the Asian or Pacific Islander victims were female.



Offenders

In 2001, 190,059 offenders were involved in incidents of family violence. Of the offenders whose sex was known, 78 percent were male and 22 percent were female. The age group showing the highest number of offenders was the 20-to-24 year-old bracket.

Of the offenders whose ethnicity was known, 35 percent were Hispanic and 65 percent were not



Hispanic. Of the offenders whose race was known, 72 percent were White, 27 percent were Black, and 1 percent were American Indian or Alaskan Native and Asian or Pacific Islander. An examination of offenders by race finds that 78 percent of the White offenders were male, 78 percent of the Black offenders were male, 73 percent of the American Indian or Alaskan Native offenders were male, and 73 percent of the Asian or Pacific Islander offenders were male.

Officer Assaults

A serious problem inherent to police intervention and investigation of family violence incidents is the potential for law officers to be assaulted. In 2001, during the course of responding to family violence incidents, 523 Texas law officers were assaulted. By contrast, Uniform Crime Reports for 2001 listed 4,936 assaults on law officers during all types of police activity.

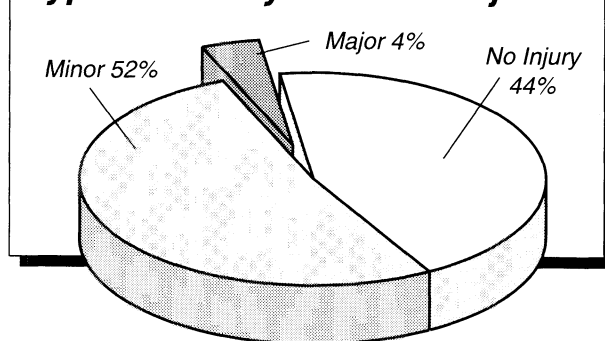
Offenses

Offense information in the family violence program is collected according to federal UCR guidelines and do not necessarily conform to Texas state definitions. Complete offense definitions are available in the appendix to this publication. Family violence offense information falls into six general categories: assaults, homicides, kidnapping/abductions, robberies, forcible sex offenses, and non-forcible sex offenses. Of the six main categories, assaults accounted for 98% of all offenses. Information for each individual crime is represented in the chart on the next page.

Family Violence Offenses			
Type	Group %	Offense	%
Assaults:	97.7%	Aggravated Assault	15.1%
		Simple Assault	72.8%
		Intimidation	9.8%
Homicides:	0.1%	Murder & Nonnegligent Manslaughter	0.1%
		Negligent Manslaughter	.004%
		Justifiable Homicide	.005%
Kidnapping/ Abduction	0.2%	Kidnapping/Abduction	0.2%
Robbery	0.1%	Robbery	0.1%
Forcible Sex Offenses:	1.8%	Forcible Rape	0.7%
		Forcible Sodomy	0.2%
		Sexual Assault w/Object	0.2%
		Forcible Fondling	0.7%
Non-Forcible Sex Offenses	0.1%	Incest	0.06%
		Statutory Rape	0.04%

Of the apparent major injuries, severe lacerations were the most common at 39 percent. Possible internal injuries were reported in 36 percent of the apparent major injury reports, and apparent broken bones were noted in 14 percent of the apparent major injury cases.

Type of Family Violence Injuries



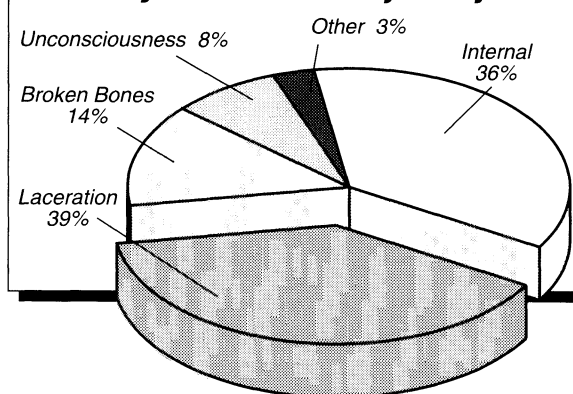
Injuries

For the purposes of this family violence report, the police officers who responded to disturbance calls determined the extent of injuries and all injuries were considered to be apparent injuries. If later medical attention indicated that the injuries were more or less severe than noted by the responding officer, this information is not included in the family violence report. The majority of reported injuries (52%) were considered to be minor injuries. In another 44 percent of family violence reports, 'no injury' was recorded. Major injuries were reported in 4 percent of the cases.

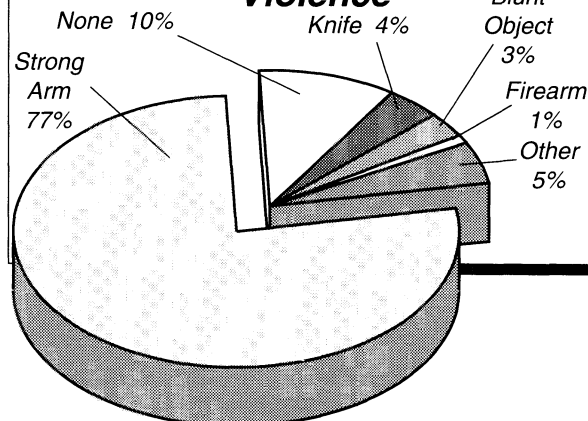
Weapons

The most common weapon involved in family violence cases was physical force through the use of hands, feet, and fists (strong-arm), which accounts for 77 percent of the incidents. The Texas Family Violence law considers the use of threats and intimidation to be serious enough to report and, thus, 10 percent of the reports were listed as involving no weapons. Knives or cutting instruments (4 percent), blunt objects (3 percent), firearms (1 percent) and other (5 percent) account for the remaining cases. Considered as other weapons were motor vehicles, poison, explosives, fire, drugs, unknown, and miscellaneous weapons.

Family Violence Major Injuries



Weapons Used in Family Violence



FAMILY VIOLENCE BY JURISDICTION

AGENCY	INCIDENTS
ANDERSON COUNTY	
Anderson CO SO	84
Frankston PD	2
Palestine PD	235
ANDREWS COUNTY	
Andrews CO SO	23
Andrews PD	32
ANGELINA COUNTY	
Angelina CO SO	280
Diboll PD	49
Huntington PD	13
Lufkin PD	327
ARANSAS COUNTY	
Aransas CO SO	112
Aransas Pass PD	44
Rockport PD	66
ARCHER COUNTY	
Archer CO SO	2
Holliday PD	1
ARMSTRONG COUNTY	
Armstrong CO SO	7
ATASCOSA COUNTY	
Atascosa CO SO	188
Jourdanton PD	22
Lytle PD	15
Pleasanton PD	56
Poteet PD	27
AUSTIN COUNTY	
Austin CO SO	13
Bellville PD	15
Sealy PD	16
Wallis PD	15
BAILEY COUNTY	
Bailey CO SO	11
Muleshoe PD	29
BANDERA COUNTY	
Bandera CO SO	83
BASTROP COUNTY	
Bastrop CO SO	331
Bastrop PD	48
Elgin PD	28
Smithville PD	16
BAYLOR COUNTY	
Baylor CO SO	3
Seymour PD	12
BEE COUNTY	
Bee CO SO	53
Beeville PD	208
BELL COUNTY	
Bell CO SO	160
Belton PD	107
Harker Heights PD	67
Killeen PD	1,326
Nolanville PD	28
Temple PD	712
Central Tx College PD	4
Morgans Point Resort PD	7

AGENCY	INCIDENTS
BEXAR COUNTY	
Bexar CO SO	855
San Antonio PD	10,114
Alamo Heights PD	11
Balcones Heights PD	18
Castle Hills PD	19
Converse PD	33
Hollywood Park PD	1
Kirby PD	69
Leon Valley PD	38
Olmos Park PD	8
Terrell Hills PD	4
Universal City PD	130
Windcrest PD	32
Live Oak PD	30
UT San Antonio PD	7
Judson ISD PD	1
Alamo Comm. College Dist. PD	1
Selma PD	16
Somerset PD	14
Helotes PD	7
East Central ISD PD	1
Northeast ISD PD	1
Trinity Univ PD	1
Fair Oaks Ranch PD	2
BLANCO COUNTY	
Blanco CO SO	17
Blanco PD	4
Johnson City PD	3
BORDEN COUNTY	
Borden CO SO	1
BOSQUE COUNTY	
Bosque CO SO	40
Clifton PD	13
BOWIE COUNTY	
Bowie CO SO	203
De Kalb PD	7
Nash PD	11
New Boston PD	1
Texarkana PD	549
Wake Village PD	20
Hooks PD	6
BRAZORIA COUNTY	
Brazoria CO SO	729
Alvin PD	122
Angleton PD	141
Clute PD	77
Danbury PD	2
Freeport PD	72
Lake Jackson PD	69
Manvel PD	11
Pearland PD	242
Richwood PD	17
Sweeny PD	27
West Columbia PD	17
Brazoria PD	20
Brookside Village PD	10
Jones Creek PD	3
Surfside Beach PD	2

AGENCY	INCIDENT
Oyster Creek PD	14
BRAZOS COUNTY	
Brazos CO SO	193
Bryan PD	571
College Station PD	171
Texas A&M Univ PD	6
BREWSTER COUNTY	
Brewster CO SO	2
Alpine PD	21
BRISCOE COUNTY	
Briscoe CO SO	1
BROOKS COUNTY	
Brooks CO SO	1
Falfurrias PD	65
BROWN COUNTY	
Brown CO SO	62
Bangs PD	3
Brownwood PD	231
Early PD	9
BURLESON COUNTY	
Burleson CO SO	28
Caldwell PD	3
Somerville PD	9
BURNET COUNTY	
Burnet CO SO	113
Burnet PD	48
Marble Falls PD	45
Bertram PD	12
Granite Shoals PD	8
Horseshoe Bay PD	17
Cottonwood Shores PD	1
CALDWELL COUNTY	
Caldwell CO SO	104
Lockhart PD	67
Luling PD	38
Martindale PD	3
CALHOUN COUNTY	
Calhoun CO SO	34
Port Lavaca PD	147
Seadrift PD	6
CALLAHAN COUNTY	
Callahan CO SO	4
Baird PD	6
CAMERON COUNTY	
Cameron CO SO	484
Brownsville PD	1,648
Combes PD	13
Harlingen PD	770
La Feria PD	23
Los Fresnos PD	28
Port Isabel PD	29
Primera PD	17
San Benito PD	337
Santa Rosa PD	23
UT Brownville PD	1
So Padre Island PD	100
TSTC Harlingen PD	2
Cameron CO Park Ranger PD	1
CAMP COUNTY	
Camp CO SO	17
Pittsburg PD	23
CARSON COUNTY	
Carson County SO	11
Panhandle PD	2

AGENCY	INCIDENTS
CASS COUNTY	
Cass CO SO	42
Atlanta PD	16
Queen City PD	7
CASTRO COUNTY	
Castro CO SO	8
Dimmitt PD	26
Hart PD	6
CHAMBERS COUNTY	
Chambers CO SO	94
Mont Belvieu PD	38
CHEROKEE COUNTY	
Cherokee CO SO	278
Jacksonville PD	236
Rusk PD	28
Alto PD	7
Wells PD	6
CHILDRESS COUNTY	
Childress CO SO	5
Childress PD	67
CLAY COUNTY	
Clay CO SO	5
COCHRAN COUNTY	
Cochran CO SO	20
COKE COUNTY	
Coke CO SO	11
COLEMAN COUNTY	
Coleman CO SO	1
Coleman PD	21
Santa Anna PD	8
COLLIN COUNTY	
Collin CO SO	6
Allen PD	208
Celina PD	2
Farmersville PD	13
Frisco PD	163
McKinney PD	417
Plano PD	1,273
Wylie PD	106
Princeton PD	9
Melissa PD	5
Parker PD	5
COLLINGSWORTH COUNTY	
Collingsworth CO SO	16
COLORADO COUNTY	
Colorado CO SO	50
Columbus PD	30
Eagle Lake PD	16
Weimar PD	12
COMAL COUNTY	
Comal CO SO	239
New Braunfels PD	396
COMANCHE COUNTY	
Comanche PD	34
Deleon PD	28
CONCHO COUNTY	
Concho CO SO	2
Eden PD	5
COOKE COUNTY	
Cooke CO SO	49
Gainesville PD	33
Oak Ridge PD	1
CORYELL COUNTY	
Coryell CO SO	20
Copperas Cove PD	337

AGENCY	INCIDENTS
Gatesville PD	49
COTTLE COUNTY	
Cottle CO SO	5
CRANE COUNTY	
Crane CO SO	5
Crane PD	7
CROCKETT COUNTY	
Crockett CO SO	25
CROSBY COUNTY	
Crosby CO SO	2
CULBERSON COUNTY	
Culbertson CO SO	9
DALLAM COUNTY	
Dallam CO SO	4
Dalhart PD	51
DALLAS COUNTY	
Dallas CO SO	82
Dallas PD	19,375
Addison PD	150
Balch Springs PD	173
Carrollton PD	365
Cedar Hill PD	290
Cockrell Hill PD	11
Coppell PD	37
Desoto PD	422
Duncanville PD	226
Farmers Branch PD	143
Garland PD	1,752
Grand Prairie PD	1,327
Highland Park PD	30
Hutchins PD	19
Irving PD	1,920
Lancaster PD	326
Mesquite PD	1,170
Richardson PD	342
Sachse PD	32
Seagoville PD	86
University Park PD	14
Wilmer PD	28
UT Med Sch Dallas PD	2
UT Dallas PD	3
Rowlett PD	342
North Lake College PD	1
Glenn Heights PD	76
Dallas CO Hosp Dist PD	73
Baylor Hlth Care SYS PD	6
So Methodist Univ PD	1
Ovilla PD	15
DAWSON COUNTY	
Dawson CO SO	5
Lamesa PD	127
DEAF SMITH COUNTY	
Deaf Smith CO SO	13
Hereford PD	155
DELTA COUNTY	
Delta CO SO	12
DENTON COUNTY	
Denton CO SO	191
Argyle PD	2
Denton PD	783
Lake Dallas PD	34
Lewisville PD	385
Sanger PD	6
Univ of North Texas PD	2
Flower Mound PD	99

AGENCY	INCIDENTS
The Colony PD	149
Highland Village PD	23
Corinth PD	18
Double Oak PD	3
Hickory Creek PD	6
Roanoke PD	6
Trophy Club PD	8
Northlake PD	3
DEWITT COUNTY	
Dewitt CO SO	22
Cuero PD	61
Yorktown PD	5
DICKENS COUNTY	
Spur PD	7
DIMMITT COUNTY	
Dimmitt CO SO	30
DONLEY COUNTY	
Donley CO SO	4
DUVAL COUNTY	
Duval CO SO	14
San Diego PD	15
Freer PD	39
EASTLAND COUNTY	
Eastland CO SO	14
Cisco PD	19
Eastland PD	37
Gorman PD	1
Ranger PD	10
Rising Star PD	1
ECTOR COUNTY	
Ector CO SO	415
Odessa PD	1,675
EDWARDS COUNTY	
Edwards CO SO	9
ELLIS COUNTY	
Ellis CO SO	277
Ennis PD	94
Ferris PD	14
Italy PD	3
Midlothian PD	36
Palmer PD	11
Red Oak PD	18
Waxahachie PD	191
EL PASO COUNTY	
El Paso CO SO	457
Anthony PD	46
El Paso PD	5,729
UT El Paso PD	1
Clint PD	10
Horizon City PD	74
Socorro PD	160
Socorro ISD PD	1
ERATH COUNTY	
Erath CO SO	42
Dublin PD	33
Stephenville PD	93
FALLS COUNTY	
Falls CO SO	1
Marlin PD	80
Rosebud PD	5
FANNIN COUNTY	
Fannin CO SO	53
Bonham PD	176

AGENCY	INCIDENTS
FAYETTE COUNTY	
Fayette CO SO	43
La Grange PD	28
Flatonia PD	5
FISHER COUNTY	
Fisher CO SO	4
FLOYD COUNTY	
Floydada PD	7
Lockney PD	11
FOARD COUNTY	
Foard CO SO	1
Crowell PD	3
FORT BEND COUNTY	
Fort Bend CO SO	824
Missouri City PD	255
Richmond PD	229
Rosenberg PD	269
Stafford PD	103
Sugar Land PD	128
Needville PD	32
Arcola PD	6
Meadows Place PD	6
Fort Bend ISD PD	1
FRANKLIN COUNTY	
Franklin CO SO	28
FREESTONE COUNTY	
Freestone CO SO	26
Fairfield PD	3
Teague PD	8
FRIO COUNTY	
Frio CO SO	12
Pearsall PD	54
Dilley PD	11
GAINES COUNTY	
Gaines CO SO	14
Seagraves PD	8
Seminole PD	33
GALVESTON COUNTY	
Galveston CO SO	285
Dickinson PD	75
Friendswood PD	128
Galveston PD	29
Hitchcock PD	57
Kemah PD	14
La Marque PD	185
League City PD	190
Texas City PD	530
UTMB-Galveston PD	1
Jamaica Beach PD	6
Santa Fe PD	67
Bayou Vista PD	6
GARZA COUNTY	
Garza CO SO	12
GILLESPIE COUNTY	
Gillespie CO SO	30
Fredericksburg PD	25
GLASSCOCK COUNTY	
Glasscock CO SO	1
GOLIAD COUNTY	
Goliad CO SO	38
GONZALES COUNTY	
Gonzales CO SO	61
Gonzales PD	73
Waelder PD	5

AGENCY	INCIDENTS
GRAY COUNTY	
Gray CO SO	9
Pampa PD	144
GRAYSON COUNTY	
Grayson CO SO	255
Denison PD	39
Pottsboro PD	9
Sherman PD	458
Van Alstyne PD	11
Whitesboro PD	22
Howe PD	13
Grayson CO College PD	1
Austin Coll Campus PD	2
GREGG COUNTY	
Gregg CO SO	70
Gladewater PD	38
Kilgore PD	68
Longview PD	853
White Oak PD	24
GRIMES COUNTY	
Grimes CO SO	88
Navasota PD	20
GUADALUPE COUNTY	
Guadalupe CO SO	224
Schertz PD	108
Seguin PD	329
HALE COUNTY	
Hale CO SO	11
Abernathy PD	9
Hale Center PD	33
Plainview PD	59
HALL COUNTY	
Memphis PD	4
HAMILTON COUNTY	
Hamilton CO SO	12
HANSFORD COUNTY	
Hansford CO SO	3
Spearman PD	9
HARDEMAN COUNTY	
Hardeman CO SO	2
Quanah PD	20
HARDIN COUNTY	
Hardin CO SO	131
Kountze PD	13
Silsbee PD	33
Sour Lake PD	17
Lumberton PD	62
HARRIS COUNTY	
Harris CO SO	6,690
Houston PD	21,621
Baytown PD	529
Bellaire PD	36
Deer Park PD	99
Galena Park PD	91
Humble PD	49
Jacinto City PD	72
Jersey Village PD	14
La Porte PD	227
Pasadena PD	1,294
Seabrook PD	74
South Houston PD	174
Southside Place PD	1
Spring Valley PD	14
Tomball PD	52
Village PD	12

AGENCY	INCIDENTS
Webster PD	174
West Univ Place PD	21
Katy PD	99
Nassau Bay PD	12
University of Houston PD	3
Tx Southern Univ PD	7
Hedwig Village PD	8
Houston Metro Transit PD	1
Klein ISD PD	1
Lakeview PD	22
Pasadena ISD PD	1
Univ. St Thomas PD	1
HARRISON COUNTY	
Harrison CO SO	84
Marshall PD	138
HARTLEY COUNTY	
Hartley CO SO	1
HASKELL COUNTY	
Haskell CO SO	2
Haskell PD	12
HAYS COUNTY	
Hays CO SO	246
San Marcos PD	184
SW Tx St Univ PD	5
Kyle PD	3
HEMPHILL COUNTY	
Hemphill CO SO	35
HENDERSON COUNTY	
Henderson CO SO	157
Athens PD	169
Malakoff PD	8
Seven Points PD	34
Gun Barrel City PD	33
Caney City PD	3
Tool PD	25
HIDALGO COUNTY	
Hidalgo CO SO	1,462
Alamo PD	73
Donna PD	210
Edcouch PD	3
Edinburg PD	568
Elsa PD	55
Hidalgo PD	34
McAllen PD	918
Mercedes PD	158
Mission PD	259
Pharr PD	374
San Juan PD	245
Weslaco PD	192
LaJoya PD	15
UT Pan American PD	2
Alton PD	31
Progreso PD	17
Penitas PD	2
HILL COUNTY	
Hill CO SO	46
Hillsboro PD	56
Hubbard PD	5
Itasca PD	3
Whitney PD	23
HOCKLEY COUNTY	
Hockley CO SO	33
Levelland PD	100
Ropesville PD	2

AGENCY	INCIDENTS
HOOD COUNTY	
Hood CO SO	170
Granbury PD	19
Tolar PD	5
HOPKINS COUNTY	
Hopkins CO SO	77
Sulphur Springs PD	134
HOUSTON COUNTY	
Houston CO SO	66
Crockett PD	104
Grapeland PD	8
HOWARD COUNTY	
Howard CO SO	44
Big Spring PD	179
HUDSPETH COUNTY	
Hudspeth CO SO	12
HUNT COUNTY	
Hunt CO SO	366
Commerce PD	116
Greenville PD	484
TX A&M Univ-Commerce PD	4
Caddo Mills PD	1
West Tawakoni PD	8
Quinlan PD	18
Hawk Cove PD	14
HUTCHINSON COUNTY	
Hutchinson CO SO	36
Borger PD	85
IRION COUNTY	
Irion CO SO	5
JACK COUNTY	
Jack CO SO	7
Jacksboro PD	17
JACKSON COUNTY	
Jackson CO SO	6
Edna PD	26
Ganado PD	1
JASPER COUNTY	
Jasper CO SO	67
Jasper PD	42
JEFF DAVIS COUNTY	
Jeff Davis CO SO	2
JEFFERSON COUNTY	
Jefferson CO SO	112
Beaumont PD	1,690
Groves PD	65
Nederland PD	74
Port Arthur PD	489
Port Neches PD	113
JIM HOGG COUNTY	
Jim Hogg CO SO	18
JIM WELLS COUNTY	
Jim Wells CO SO	199
Alice PD	376
Premont PD	9
Orange Grove PD	9
JOHNSON COUNTY	
Johnson CO SO	442
Alvarado PD	45
Burleson PD	141
Cleburne PD	288
Joshua PD	54
Keene PD	15
Godley PD	5

AGENCY	INCIDENTS
JONES COUNTY	
Jones CO SO	17
Anson PD	6
Hamlin PD	5
Stamford PD	34
Hawley PD	2
KARNES COUNTY	
Karnes CO SO	25
Karnes City PD	26
KAUFMAN COUNTY	
Kaufman CO SO	237
Forney PD	11
Kaufman PD	16
Kemp PD	14
Terrell PD	132
KENDALL COUNTY	
Kendall CO SO	38
Boerne PD	43
KENT COUNTY	
Kent CO SO	3
KERR COUNTY	
Kerr CO SO	111
Kerrville PD	154
Ingram PD	13
KIMBLE COUNTY	
Junction PD	15
KLEBERG COUNTY	
Kleberg CO SO	32
Kingsville PD	185
Texas A&M-Kingsville PD	1
KNOX COUNTY	
Knox CO SO	2
Knox City PD	8
Munday PD	3
LAMAR COUNTY	
Lamar CO SO	108
Paris PD	557
Reno PD	5
LAMB COUNTY	
Lamb CO SO	14
Littlefield PD	106
Olton PD	2
LAMPASAS COUNTY	
Lampasas CO SO	11
Lampasas PD	65
LA SALLE COUNTY	
La Salle CO SO	44
LAVACA COUNTY	
Lavaca CO SO	4
Hallettsville PD	17
Yoakum PD	48
LEE COUNTY	
Lee CO SO	16
Giddings PD	36
Lexington PD	4
LEON COUNTY	
Leon CO SO	28
LIBERTY COUNTY	
Liberty CO SO	216
Cleveland PD	80
Dayton PD	31
Liberty PD	18
LIMESTONE COUNTY	
Limestone CO SO	57
Groesbeck PD	18

AGENCY	INCIDENTS
Mexia PD	83
LIPSCOMB COUNTY	
Lipscomb CO SO	6
LIVE OAK COUNTY	
Live Oak CO SO	12
Three Rivers PD	1
LLANO COUNTY	
Llano CO SO	57
Llano PD	21
LUBBOCK COUNTY	
Lubbock CO SO	257
Idalou PD	1
Lubbock PD	3,243
Shallowater PD	7
Slaton PD	52
Tx Tech Univ PD	6
Wolfforth PD	10
Ransom Canyon PD	1
LYNN COUNTY	
Lynn CO SO	5
Tahoka PD	22
O'Donnell PD	2
MCCULLOCH COUNTY	
McCulloch CO SO	11
Brady PD	37
MCLENNAN COUNTY	
McLennan CO SO	191
Bellmead PD	117
Beverly Hills PD	4
Hewitt PD	38
Lacy-Lakeview PD	34
Lorena PD	2
McGregor PD	11
Mart PD	12
Robinson PD	41
Waco PD	1,289
Woodway PD	20
Riesel PD	3
TSTC Waco PD	17
Baylor Univ PD	2
Bruceville-Eddy PD	6
MCMULLEN COUNTY	
McMullen CO SO	1
MADISON COUNTY	
Madison CO SO	7
Madisonville PD	41
MARION COUNTY	
Marion CO SO	63
Jefferson PD	3
MARTIN COUNTY	
Martin CO SO	2
Stanton PD	5
MASON COUNTY	
Mason CO SO	1
MATAGORDA COUNTY	
Matagorda CO SO	134
Bay City PD	326
Palacios PD	25
MAVERICK COUNTY	
Maverick CO SO	251
Eagle Pass PD	250
MEDINA COUNTY	
Medina CO SO	67
Devine PD	45
Hondo PD	69

AGENCY	INCIDENTS
MENARD COUNTY	
Menard CO SO	5
MIDLAND COUNTY	
Midland CO SO	116
Midland PD	861
MILAM COUNTY	
Milam CO SO	22
Cameron PD	30
Rockdale PD	32
Thorndale PD	20
MILLS COUNTY	
Mills CO SO	7
MITCHELL COUNTY	
Mitchell CO SO	9
Colorado City PD	44
MONTAGUE COUNTY	
Montague CO SO	49
Bowie PD	30
Nocona PD	16
MONTGOMERY COUNTY	
Montgomery CO SO	2,105
Conroe PD	456
Roman Forest PD	5
Magnolia PD	9
Shenandoah PD	11
Oak Ridge North PD	22
Conroe ISD PD	1
MOORE COUNTY	
Moore CO SO	10
Dumas PD	150
MORRIS COUNTY	
Morris CO SO	31
Daingerfield PD	8
Lone Star PD	12
MOTLEY COUNTY	
Motley CO SO	2
NACOGDOCHES COUNTY	
Nacogdoches CO SO	111
Nacogdoches PD	384
Stephen F. Austin Univ PD	3
NAVARRO COUNTY	
Navarro CO SO	93
Corsicana PD	348
NEWTON COUNTY	
Newton CO SO	8
NOLAN COUNTY	
Nolan CO SO	12
Roscoe PD	7
Sweetwater PD	46
NUECES COUNTY	
Nueces CO SO	131
Bishop PD	22
Corpus Christi PD	4,084
Robstown PD	114
Port Aransas PD	21
OCHILTREE COUNTY	
Ochiltree CO SO	14
Perryton PD	63
OLDHAM COUNTY	
Oldham CO SO	5
ORANGE COUNTY	
Orange CO SO	283
Bridge City PD	73
Orange PD	220
Pinehurst PD	35
Vidor PD	105

AGENCY	INCIDENTS
West Orange PD	31
Rose City PD	1
PALO PINTO COUNTY	
Palo Pinto CO SO	22
Mineral Wells PD	151
PANOLA COUNTY	
Panola CO SO	51
Carthage PD	57
PARKER COUNTY	
Parker CO SO	302
Weatherford PD	128
Springtown PD	27
Hudson Oaks PD	1
Willow Park PD	7
PARMER COUNTY	
Parmer CO SO	15
Friona PD	13
Farwell PD	1
PECOS COUNTY	
Pecos CO SO	19
Fort Stockton PD	51
POLK COUNTY	
Polk CO SO	75
Livingston PD	19
Corrigan PD	11
Onalaska PD	6
POTTER COUNTY	
Potter CO SO	54
Amarillo PD	2,240
Amarillo College PD	1
PRESIDIO COUNTY	
Presidio CO SO	7
Marfa PD	5
RAINS COUNTY	
Rains CO SO	33
RANDALL COUNTY	
Randall CO SO	83
Canyon PD	46
West Texas A&M Univ PD	1
REAGAN COUNTY	
Reagan CO SO	9
REAL COUNTY	
Real CO SO	4
RED RIVER COUNTY	
Red River CO SO	18
Clarksville PD	13
Bogota PD	8
REEVES COUNTY	
Reeves CO SO	16
Pecos PD	76
REFUGIO COUNTY	
Refugio CO SO	7
Refugio PD	13
ROBERTS COUNTY	
Roberts CO SO	11
ROBERTSON COUNTY	
Robertson CO SO	10
Hearne PD	68
ROCKWALL COUNTY	
Rockwall CO SO	122
Rockwall PD	70
Royse City PD	22
Heath PD	8
RUNNELS COUNTY	
Runnels CO SO	8

AGENCY	INCIDENTS
Ballinger PD	17
Winters PD	18
RUSK COUNTY	
Rusk CO SO	264
Henderson PD	250
Overton PD	12
Tatum PD	3
SABINE COUNTY	
Sabine CO SO	36
Hemphill PD	15
SAN AUGUSTINE COUNTY	
San Augustine CO SO	12
San Augustine PD	22
SAN JACINTO COUNTY	
San Jacinto CO SO	108
SAN PATRICIO COUNTY	
San Patricio CO SO	86
Ingleside PD	54
Mathis PD	77
Portland PD	69
Sinton PD	79
Taft PD	29
Gregory PD	9
SAN SABA COUNTY	
San Saba CO SO	6
San Saba PD	20
SCHLEICHER COUNTY	
Schleicher CO SO	2
SCURRY COUNTY	
Scurry CO SO	14
Snyder PD	135
SHACKELFORD COUNTY	
Shackelford CO SO	1
SHELBY COUNTY	
Shelby CO SO	77
Center PD	37
SHERMAN COUNTY	
Sherman CO SO	3
Stratford PD	6
SMITH COUNTY	
Smith CO SO	453
Arp PD	4
Lindale PD	10
Tyler PD	265
Whitehouse PD	13
Bullard PD	8
SOMERVELL COUNTY	
Somervell CO SO	44
STARR COUNTY	
Starr CO SO	47
Rio Grande City PD	178
Roma PD	34
STEPHENS COUNTY	
Stephens CO SO	1
Breckenridge PD	5
STERLING COUNTY	
Sterling CO SO	3
STONEWALL COUNTY	
Stonewall CO SO	4
SUTTON COUNTY	
Sutton CO SO	4
Sonora PD	14
SWISHER COUNTY	
Swisher CO SO	4
Tulia PD	35

AGENCY	INCIDENTS
TARRANT COUNTY	
Tarrant CO SO	618
Arlington PD	3,849
Azle PD	28
Bedford PD	405
Benbrook PD	102
Blue Mound PD	7
Crowley PD	50
Dalworthington Gardens PD	1
Eules PD	252
Everman PD	52
Forest Hill PD	100
Fort Worth PD	6,036
Grapevine PD	186
Haltom City PD	371
Hurst PD	345
Kennedale PD	64
Lakeside PD	2
Lake Worth PD	29
Mansfield PD	94
North Richland Hills PD	330
Richland Hills PD	50
River Oaks PD	26
Saginaw PD	89
Sansom Park Village PD	22
Watauga PD	101
Westworth PD	10
White Settlement PD	117
Keller PD	82
Pantego PD	3
Southlake PD	50
UT-Arlington PD	3
Dallas/Ft Worth Airport PD	11
Texas Christian Univ PD	1
Colleyville PD	29
Pelican Bay PD	22
Tarrant Co Hosp Dist PD	7
TAYLOR COUNTY	
Taylor CO SO	49
Abilene PD	1,267
Merkel PD	11
Tye PD	16
TERRELL COUNTY	
Terrell CO SO	3
TERRY COUNTY	
Terry CO SO	6
Brownfield PD	79
TITUS COUNTY	
Titus CO SO	78
Mount Pleasant PD	224
TOM GREEN COUNTY	
Tom Green CO SO	131
San Angelo PD	977
Angelo State Univ PD	1
TRAVIS COUNTY	
Travis CO SO	1,590
Austin PD	6,552
Manor PD	9
Rollingwood PD	1
West Lake Hills PD	3
UT Austin PD	3
Pflugerville PD	53
Lakeway PD	16
Sunset Valley PD	1
Lago Vista PD	34

AGENCY	INCIDENTS
Mustang Ridge PD	9
Austin ISD PD	2
TRINITY COUNTY	
Trinity CO SO	105
Trinity PD	32
TYLER COUNTY	
Tyler CO SO	5
Woodville PD	2
UPSHUR COUNTY	
Upshur CO SO	59
Big Sandy PD	3
Gilmer PD	28
Ore City PD	2
UPTON COUNTY	
Upton CO SO	13
UVALDE COUNTY	
Uvalde CO SO	70
Uvalde PD	83
Sabinal PD	9
VAL VERDE COUNTY	
Val Verde CO SO	42
Del Rio PD	414
VAN ZANDT COUNTY	
Van Zandt CO SO	142
Canton PD	24
Edgewood PD	1
Grand Saline PD	6
Van PD	5
Wills Point PD	4
VICTORIA COUNTY	
Victoria CO SO	167
Victoria PD	645
WALKER COUNTY	
Walker CO SO	235
Huntsville PD	190
WALLER COUNTY	
Waller CO SO	24
Brookshire PD	4
Waller PD	40
Hempstead PD	47
Prairie View A&M Univ PD	7
Hempstead ISD PD	2
WARD COUNTY	
Ward CO SO	4
Monahans PD	47
WASHINGTON COUNTY	
Washington CO SO	126
Brenham PD	137
WEBB COUNTY	
Webb CO SO	106
Laredo PD	1,871
Texas A&M Internat'l Univ PD	2
United ISD PD	1
WHARTON COUNTY	
Wharton CO SO	116
El Campo PD	95
Wharton PD	143
WHEELER COUNTY	
Wheeler CO SO	2
Shamrock PD	7
WICHITA COUNTY	
Wichita CO SO	31
Burkburnett PD	40
Electra PD	30
Iowa Park PD	37
Wichita Falls PD	1,220

AGENCY	INCIDENTS
WILBARGER COUNTY	
Wilbarger CO SO	3
Vernon PD	173
WILLACY COUNTY	
Willacy CO SO	58
Lyford PD	3
Raymondville PD	151
WILLIAMSON COUNTY	
Williamson CO SO	574
Florence PD	2
Georgetown PD	92
Granger PD	5
Hutto PD	12
Round Rock PD	220
Taylor PD	161
Southwestern Univ PD	1
Cedar Park PD	105
Leander PD	53
Thrall PD	2
WILSON COUNTY	
Wilson CO SO	61
Floresville PD	90
WINKLER COUNTY	
Winkler CO SO	3
Kermit PD	26
Wink PD	6
WISE COUNTY	
Wise CO SO	188
Bridgeport PD	20
Decatur PD	19
WOOD COUNTY	
Wood CO SO	122
Hawkins PD	10
Mineola PD	19
Quitman PD	2
Winnsboro PD	15
YOAKUM COUNTY	
Yoakum CO SO	11
Denver City PD	24
YOUNG COUNTY	
Young CO SO	27
Graham PD	59
Olney PD	35
ZAPATA COUNTY	
Zapata CO SO	14
ZAVALA COUNTY	
Zavala CO SO	17
Crystal City PD	40

Jurisdictions not represented reported zero incidents of Family Violence.