

Chapter 5

Family **V**iolence

FAMILY VIOLENCE 2000

5

DEFINITION

The Texas Family Code defines Family Violence as an act by a member of a family or household against another member that is intended to result in physical harm, bodily injury, assault, or a threat that reasonably places the member in fear of imminent physical harm. The law excludes the reasonable discipline of a child and defines abuse as physical injury that results in substantial harm or genuine threat; sexual contact, intercourse, or conduct; or compelling or encouraging the child to engage in sexual conduct.

By definition and for the purposes of family violence reports, 'Family' includes individuals related by consanguinity (blood) or affinity, marriage or former marriage, biological parents of the same child, foster children, foster parents, and members or former members of the same household (including roommates).

ANALYSIS

Volume

The total reported number of Texas family violence incidents in 2000 was 175,282. This represented a 1.1 percent decrease when compared to 1999. These incidents involved 189,615 victims (down 1.3 percent from 1999) and 185,977 offenders (down .2 percent from 1999).

Family Violence	2000	1999	% Change
Reported Incidents	175,282	177,176	-1.1 %
Reported Victims	189,615	192,202	-1.3 %
Reported Offenders	185,977	186,265	-0.2 %

Victim/Offender Relationships

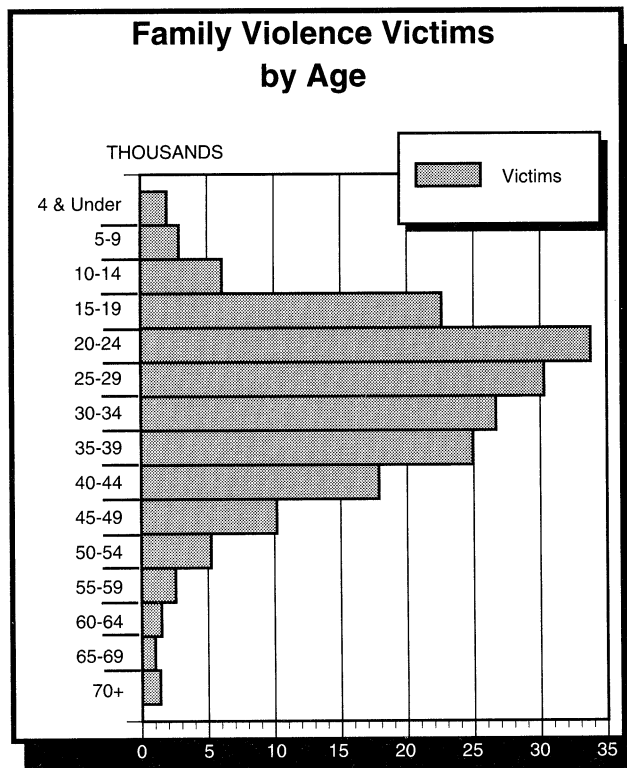
The largest percentage of family violence reports was between married spouses. The second most commonly reported relationship among offenders and victims was common-law spouses and the third most common relationship was roommates.

Relationship of Victim to Offender			
Relationship Type	Group Percent	Victim's Relationship	Percent of Total
Marital	55.2%	Husband	5.6
		Wife	25.3
		Common-Law Husband	3.1
		Common-Law Wife	17.2
		Ex-Husband	0.8
		Ex-Wife	3.2
Parental/Child	15.4%	Father	1.8
		Mother	5.0
		Son	2.4
		Daughter	3.4
		Stepfather	0.7
		Stepmother	0.2
		Step-Son	0.8
		Step-Daughter	1.0
		Foster Parent	0.04
		Foster Child	0.02
Other Family	29.4%	Grandfather	0.09
		Grandmother	0.3
		Grandson	0.1
		Granddaughter	0.2
		Brother	2.8
		Sister	3.8
		Step-Brother	0.1
		Step-Sister	0.1
		Male Roommate	3.0
		Female Roommate	9.0
		Male In-Law	1.0
		Female In-Law	1.4
		Other Male Family Member	2.3
		Other Female Family Member	4.9
		Unk. Relationship-Male	0.08
		Unk. Relationship-Female	0.2

Victims

Incidents of family violence in 2000 involved 189,615 victims. Of the victims whose sex was known, 25 percent were male and 75 percent were female. The age group with the highest number of victims was the 20-to-24 year-old bracket.

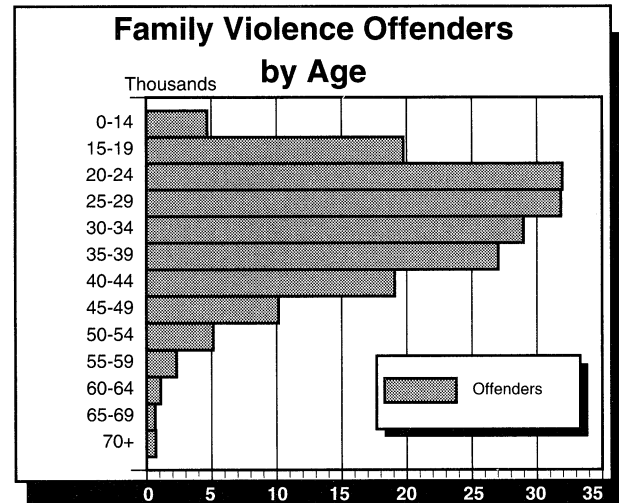
Of the victims whose ethnicity was known, 37 percent were Hispanic and 63 percent were not Hispanic. For the victims whose race was known, 74 percent were listed as White, 25 percent were Black, and 1 percent were American Indian or Alaskan Native and Asian or Pacific Islander. Of the White victims, 75 percent were female, 75 percent of the Black victims were female, 74 percent of the American Indian or Alaskan Native victims were female and 79 percent of the Asian or Pacific Islander victims were female.



Offenders

In 2000, 185,977 offenders were involved in incidents of family violence. Of the offenders whose sex was known, 78 percent were male and 22 percent were female. The age group showing the highest number of offenders was the 20-to-24 year-old bracket.

Of the offenders whose ethnicity was known, 38 percent were Hispanic and 62 percent were not



Hispanic. Of the offenders whose race was known, 72 percent were White, 27 percent were Black, and less than 1 percent were American Indian or Alaskan Native and Asian or Pacific Islander. An examination of offenders by race finds that 78 percent of the White offenders were male, 78 percent of the Black offenders were male, 76 percent of the American Indian or Alaskan Native offenders were male, and 74 percent of the Asian or Pacific Islander offenders were male.

Officer Assaults

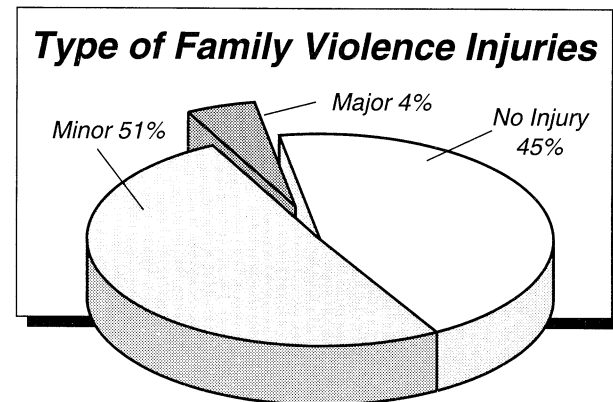
A serious problem inherent to police intervention and investigation of family violence is the potential for law officers to be assaulted. In 2000, during the course of responding to family violence incidents, 615 Texas law officers were assaulted. By contrast, Uniform Crime Reports for 2000 listed 4,935 assaults on law officers during all types of police activity.

Offenses

Offense information in the family violence program is collected according to federal UCR guidelines and do not necessarily conform to Texas state definitions. Complete offense definitions are available in the appendix to this publication. Family violence offense information falls into six general categories: assaults, homicides, kidnapping/abductions, robberies, forcible sex offenses, and non-forcible sex offenses. Of the six main categories, assaults accounted for 98% of all offenses. Information for each individual crime is represented in the chart on the next page.

Family Violence Offenses			
Type	Group %	Offense	%
Assaults:	97.9%	Aggravated Assault	15.6%
		Simple Assault	73.2%
		Intimidation	9.1%
Homicides:	0.08%	Murder & Nonnegligent Manslaughter	0.07%
		Negligent Manslaughter	0.008%
		Justifiable Homicide	0.003%
Kidnapping/ Abduction	0.2%	Kidnapping/Abduction	0.2%
Robbery	0.1%	Robbery	0.1%
Forcible Sex Offenses:	1.7%	Forcible Rape	0.6%
		Forcible Sodomy	0.2%
		Sexual Assault w/Object	0.01%
		Forcible Fondling	0.7%
Non-Forcible Sex Offenses	0.07%	Incest	0.03%
		Statutory Rape	0.04%

Of the apparent major injuries, severe lacerations were the most common at 32 percent. Possible internal injuries were reported in 30 percent of the apparent major injury reports, and apparent broken bones were noted in 13 percent of the apparent major injury cases.

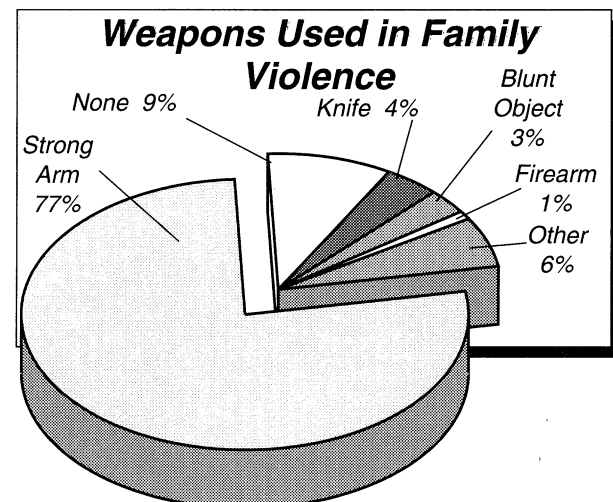
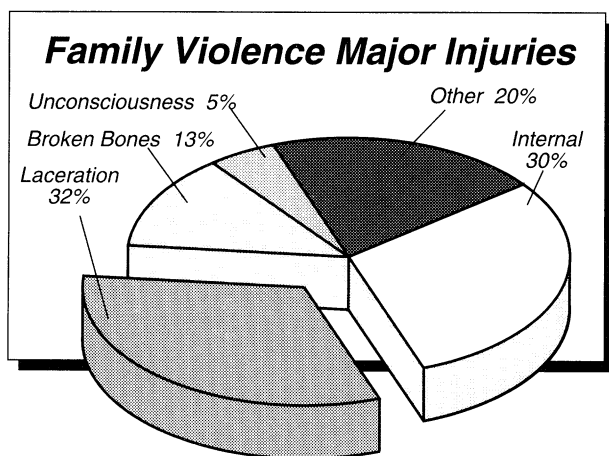


Injuries

For the purposes of this family violence report, the police officers who responded to disturbance calls determined the extent of injuries and all injuries were considered to be apparent injuries. If later medical attention indicated that the injuries were more or less severe than noted by the responding officer, this information is not included in the family violence report. The majority of reported injuries (51%) were considered to be minor injuries. In another 45 percent of family violence reports, 'no injury' was recorded. Major injuries were reported in 4 percent of the cases.

Weapons

The most common weapon involved in family violence cases was physical force through the use of hands, feet, and fists (strong-arm), which accounts for 77 percent of the incidents. The Texas Family Violence law considers the use of threats and intimidation to be serious enough to report and, thus, 9 percent of the reports were listed as involving no weapons. Knives or cutting instruments (4 percent), blunt objects (3 percent), firearms (1 percent) and other (6 percent) account for the remaining cases. Considered as other weapons were motor vehicles, poison, explosives, fire, drugs, unknown, and miscellaneous weapons.



FAMILY VIOLENCE BY JURISDICTION

AGENCY	INCIDENTS
ANDERSON COUNTY	
Anderson CO SO	109
Palestine PD	245
ANDREWS COUNTY	
Andrews CO SO	16
Andrews PD	42
ANGELINA COUNTY	
Angelina CO SO	288
Diboll PD	44
Huntington PD	4
Lufkin PD	261
ARANSAS COUNTY	
Aransas CO SO	59
Aransas Pass PD	56
Rockport PD	38
ARCHER COUNTY	
Archer CO SO	3
Holliday PD	4
ARMSTRONG COUNTY	
Armstrong CO SO	5
ATASCOSA COUNTY	
Atascosa CO SO	118
Lytle PD	8
Pleasanton PD	69
Poteet PD	26
AUSTIN COUNTY	
Austin CO SO	19
Bellville PD	18
Sealy PD	16
Wallis PD	12
BAILEY COUNTY	
Bailey CO SO	8
Muleshoe PD	36
BANDERA COUNTY	
Bandera CO SO	86
BASTROP COUNTY	
Bastrop CO SO	243
Bastrop PD	43
Elgin PD	25
Smithville PD	29
BAYLOR COUNTY	
Baylor CO SO	2
Seymour PD	24
BEE COUNTY	
Bee CO SO	54
Beeville PD	197
BELL COUNTY	
Bell CO SO	269
Belton PD	88
Harker Heights PD	38
Killeen PD	1,223
Nolanville PD	3
Temple PD	811
Central Tx College PD	3
Morgans Point Resort PD	2
BEXAR COUNTY	
Bexar CO SO	1,018

AGENCY	INCIDENTS
San Antonio PD	9,279
Alamo Heights PD	10
Balcones Heights PD	10
Castle Hills PD	15
Converse PD	52
Hollywood Park PD	5
Kirby PD	67
Leon Valley PD	43
Olmos Park PD	2
Shavano Park PD	1
Terrell Hills PD	5
Windcrest PD	28
Live Oak PD	27
UT San Antonio PD	2
Judson ISD PD	1
Alamo Comm. College Dist. PD	1
Selma PD	2
Somerset PD	5
Trinity Univ PD	1
Fair Oaks Ranch PD	5
BLANCO COUNTY	
Blanco CO SO	13
Blanco PD	5
Johnson City PD	7
BORDEN COUNTY	
Borden CO SO	2
BOSQUE COUNTY	
Bosque CO SO	10
Clifton PD	8
Walnut Springs PD	2
BOWIE COUNTY	
Bowie CO SO	203
De Kalb PD	6
Nash PD	31
New Boston PD	1
Texarkana PD	473
Wake Village PD	14
Hooks PD	14
BRAZORIA COUNTY	
Brazoria CO SO	787
Alvin PD	130
Angleton PD	138
Clute PD	95
Danbury PD	8
Freeport PD	77
Lake Jackson PD	117
Manvel PD	27
Pearland PD	230
Richwood PD	14
Sweeny PD	15
West Columbia PD	17
Brazoria PD	24
Jones Creek PD	3
Surfside Beach PD	2
Oyster Creek PD	9
BRAZOS COUNTY	
Brazos CO SO	143
Bryan PD	594
College Station PD	168

AGENCY	INCIDENT
Texas A&M Univ PD	2
BREWSTER COUNTY	
Brewster CO SO	3
Alpine PD	23
Sul Ross St Univ PD	2
BRISCOE COUNTY	
Briscoe CO SO	6
BROOKS COUNTY	
Brooks CO SO	1
Falfurrias PD	49
BROWN COUNTY	
Brown CO SO	70
Bangs PD	3
Brownwood PD	202
Early PD	5
BURLESON COUNTY	
Burleson CO SO	32
Caldwell PD	9
Somerville PD	7
BURNET COUNTY	
Burnet CO SO	92
Burnet PD	52
Marble Falls PD	57
Bertram PD	10
Granite Shoals PD	5
CALDWELL COUNTY	
Caldwell CO SO	35
Lockhart PD	63
Luling PD	43
CALHOUN COUNTY	
Calhoun CO SO	45
Point Comfort PD	4
Port Lavaca PD	185
Seadrift PD	6
CALLAHAN COUNTY	
Baird PD	6
Clyde PD	1
CAMERON COUNTY	
Cameron CO SO	382
Brownsville PD	1,403
Combes PD	12
Harlingen PD	697
La Feria PD	1
Los Fresnos PD	21
Port Isabel PD	13
Primera PD	19
San Benito PD	279
Santa Rosa PD	43
So Padre Island PD	95
TSTC Harlingen PD	1
Cameron CO Park Ranger PD	2
CAMP COUNTY	
Camp CO SO	10
Pittsburg PD	17
CARSON COUNTY	
Carson County SO	6
Panhandle PD	1
CASS COUNTY	
Cass CO SO	32
Atlanta PD	14
Queen City PD	7
CASTRO COUNTY	
Castro CO SO	5
Dimmitt PD	40
Hart PD	5

AGENCY	INCIDENTS
CHAMBERS COUNTY	
Chambers CO SO	72
Mont Belvieu PD	24
CHEROKEE COUNTY	
Cherokee CO SO	290
Jacksonville PD	43
Rusk PD	20
Wells PD	5
CHILDRESS COUNTY	
Childress PD	28
CLAY COUNTY	
Clay CO SO	2
COCHRAN COUNTY	
Cochran CO SO	29
COKE COUNTY	
Coke CO SO	10
COLEMAN COUNTY	
Coleman CO SO	1
Coleman PD	32
Santa Anna PD	8
COLLIN COUNTY	
Collin CO SO	86
Allen PD	180
Celina PD	1
Farmersville PD	8
Frisco PD	45
McKinney PD	281
Plano PD	1,143
Wylie PD	120
Princeton PD	16
Melissa PD	5
COLLINGSWORTH COUNTY	
Collingsworth CO SO	21
COLORADO COUNTY	
Colorado CO SO	68
Columbus PD	28
Eagle Lake PD	19
Weimar PD	13
COMAL COUNTY	
Comal CO SO	245
New Braunfels PD	363
COMANCHE COUNTY	
Comanche PD	25
Deleon PD	20
CONCHO COUNTY	
Concho CO SO	1
Eden PD	3
COOKE COUNTY	
Cooke CO SO	43
Gainesville PD	28
Oak Ridge PD	2
CORYELL COUNTY	
Coryell CO SO	9
Copperas Cove PD	286
Gatesville PD	37
COTTLE COUNTY	
Cottle CO SO	4
CRANE COUNTY	
Crane PD	9
CROCKETT COUNTY	
Crockett CO SO	33
CROSBY COUNTY	
CULBERSON COUNTY	
Culberson CO SO	23

AGENCY	INCIDENTS
DALLAM COUNTY	
Dallam CO SO	1
Dalhart PD	58
DALLAS COUNTY	
Dallas CO SO	51
Dallas PD	19,381
Addison PD	128
Balch Springs PD	134
Carrollton PD	351
Cedar Hill PD	220
Cockrell Hill PD	17
Coppell PD	42
Desoto PD	450
Duncanville PD	241
Farmers Branch PD	129
Garland PD	1,090
Grand Prairie PD	1,311
Highland Park PD	22
Hutchins PD	16
Irving PD	1,808
Lancaster PD	218
Mesquite PD	1,157
Richardson PD	378
Sachse PD	33
Seagoville PD	101
University Park PD	10
Wilmer PD	62
UT Med Sch Dallas PD	1
UT Dallas PD	1
Rowlett PD	372
Glenn Heights PD	85
Dallas CO Hosp Dist PD	83
Baylor Hlth Care SYS PD	3
Ovilla PD	6
DAWSON COUNTY	
Dawson CO SO	6
Lamesa PD	99
DEAF SMITH COUNTY	
Deaf Smith CO SO	5
Hereford PD	124
DELTA COUNTY	
Delta CO SO	5
DENTON COUNTY	
Denton CO SO	188
Argyle PD	5
Denton PD	729
Lake Dallas PD	51
Lewisville PD	312
Sanger PD	7
Univ of North Texas PD	5
Flower Mound PD	71
The Colony PD	203
Highland Village PD	26
Corinth PD	6
Hickory Creek PD	15
Roanoke PD	6
Marshall Creek PD	6
Trophy Club PD	10
DEWITT COUNTY	
Dewitt CO SO	19
Cuero PD	71
Yorktown PD	4
DICKENS COUNTY	
Spur PD	10

AGENCY	INCIDENTS
DIMMITT COUNTY	
Dimmit CO SO	47
DONLEY COUNTY	
Donley CO SO	6
DUVAL COUNTY	
Duval CO SO	24
San Diego PD	13
Freer PD	29
EASTLAND COUNTY	
Eastland CO SO	16
Cisco PD	18
Eastland PD	21
Gorman PD	2
Ranger PD	7
ECTOR COUNTY	
Ector CO SO	384
Odessa PD	1,611
EDWARDS COUNTY	
Edwards CO SO	15
ELLIS COUNTY	
Ellis CO SO	385
Ennis PD	59
Ferris PD	5
Italy PD	13
Midlothian PD	29
Palmer PD	13
Red Oak PD	13
Waxahachie PD	212
EL PASO COUNTY	
El Paso CO SO	485
Anthony PD	30
El Paso PD	5,953
UT El Paso PD	3
Clint PD	3
El Paso ISD PD	2
Horizon City PD	36
Socorro PD	157
El Paso Comm College PD	1
ERATH COUNTY	
Erath CO SO	39
Dublin PD	25
Stephenville PD	76
FALLS COUNTY	
Falls CO SO	8
Marlin PD	61
FANNIN COUNTY	
Fannin CO SO	54
Bonham PD	158
FAYETTE COUNTY	
Fayette CO SO	47
La Grange PD	16
Flatonia PD	4
FISHER COUNTY	
Fisher CO SO	11
FLOYD COUNTY	
Floydada PD	7
Lockney PD	16
FOARD COUNTY	
Foard CO SO	1
FORT BEND COUNTY	
Fort Bend CO SO	829
Missouri City PD	213
Richmond PD	189
Rosenberg PD	376

AGENCY	INCIDENTS
Stafford PD	88
Sugar Land PD	114
Needville PD	26
Arcola PD	10
Meadows Place PD	11
FRANKLIN COUNTY	
Franklin CO SO	29
FREESTONE COUNTY	
Fairfield PD	4
Teague PD	15
FRIO COUNTY	
Frio CO SO	10
Pearsall PD	76
Dilley PD	7
GAINES COUNTY	
Gaines CO SO	12
Seagraves PD	5
Seminole PD	24
GALVESTON COUNTY	
Galveston CO SO	291
Dickinson PD	89
Friendswood PD	98
Galveston PD	1
Hitchcock PD	34
Kemah PD	14
La Marque PD	123
League City PD	203
Texas City PD	652
UTMB-Galveston PD	4
Jamaica Beach PD	3
Santa Fe PD	74
Bayou Vista PD	2
GARZA COUNTY	
Garza CO SO	15
GILLESPIE COUNTY	
Gillespie CO SO	27
Fredericksburg PD	13
GOLIAD COUNTY	
Goliad CO SO	17
GONZALES COUNTY	
Gonzales CO SO	70
Gonzales PD	52
GRAY COUNTY	
Gray CO SO	20
Pampa PD	176
GRAYSON COUNTY	
Grayson CO SO	288
Denison PD	97
Pottsboro PD	2
Sherman PD	442
Van Alstyne PD	20
Whitesboro PD	11
Howe PD	9
Austin Coll Campus PD	1
GREGG COUNTY	
Gregg CO SO	83
Gladewater PD	28
Kilgore PD	107
Longview PD	633
White Oak PD	16
GRIMES COUNTY	
Grimes CO SO	82
Navasota PD	22
GUADALUPE COUNTY	
Guadalupe CO SO	186

AGENCY	INCIDENTS
Schertz PD	124
Seguin PD	281
HALE COUNTY	
Hale CO SO	28
Abernathy PD	14
Hale Center PD	36
Plainview PD	67
HALL COUNTY	
Hall CO SO	1
Memphis PD	3
HAMILTON COUNTY	
Hamilton CO SO	14
HANSFORD COUNTY	
Hansford CO SO	6
Spearman PD	12
HARDEMAN COUNTY	
Hardeman CO SO	6
Quanah PD	23
HARDIN COUNTY	
Hardin CO SO	156
Kountze PD	29
Silsbee PD	17
Sour Lake PD	8
Lumberton PD	58
HARRIS COUNTY	
Harris CO SO	6,459
Houston PD	22,431
Baytown PD	516
Bellaire PD	48
Deer Park PD	122
Galena Park PD	81
Humble PD	80
Jacinto City PD	64
Jersey Village PD	8
La Porte PD	279
Pasadena PD	1,310
Seabrook PD	70
South Houston PD	141
Spring Valley PD	11
Tomball PD	59
Village PD	9
Webster PD	153
West Univ Place PD	11
Katy PD	49
Nassau Bay PD	22
UT Houston PD	1
University of Houston PD	2
Tx Southern Univ PD	8
Rice Univ PD	1
Univ Houston Clearlake PD	1
Hedwig Village PD	2
Lakeview PD	16
Spring Branch ISD PD	1
Pasadena ISD PD	2
St Thomas Univ PD	1
HARRISON COUNTY	
Harrison CO SO	131
Marshall PD	144
HARTLEY COUNTY	
Hartley CO SO	1
HASKELL COUNTY	
Haskell CO SO	4
Haskell PD	8

AGENCY	INCIDENTS
HAYS COUNTY	
Hays CO SO	263
San Marcos PD	224
SW Tx St Univ PD	3
Kyle PD	9
HEMPHILL COUNTY	
Hemphill CO SO	14
HENDERSON COUNTY	
Henderson CO SO	192
Athens PD	77
Malakoff PD	12
Seven Points PD	17
Gun Barrel City PD	29
Tool PD	26
Coffee City PD	2
HIDALGO COUNTY	
Hidalgo CO SO	1,443
Alamo PD	85
Donna PD	137
Edcouch PD	7
Edinburg PD	478
Elsa PD	57
Hidalgo PD	20
LaVilla PD	10
McAllen PD	747
Mercedes PD	191
Mission PD	232
Pharr PD	271
Weslaco PD	196
LaJoya PD	20
Alton PD	19
Progreso PD	13
HILL COUNTY	
Hill CO SO	37
Hillsboro PD	60
Hubbard PD	8
Whitney PD	29
HOCKLEY COUNTY	
Hockley CO SO	32
Levelland PD	103
Ropesville PD	1
HOOD COUNTY	
Hood CO SO	169
Granbury PD	40
Tolar PD	2
HOPKINS COUNTY	
Hopkins CO SO	80
Sulphur Springs PD	160
HOUSTON COUNTY	
Houston CO SO	44
Crockett PD	46
Grapeland PD	2
HOWARD COUNTY	
Howard CO SO	33
Big Spring PD	201
HUDSPETH COUNTY	
Hudspeth CO SO	5
HUNT COUNTY	
Hunt CO SO	388
Commerce PD	127
Greenville PD	429
TX A&M Univ-Commerce PD	9
Caddo Mills PD	2
West Tawakoni PD	17
Quinlan PD	22

AGENCY	INCIDENTS
Hawk Cove PD	3
HUTCHINSON COUNTY	
Hutchinson CO SO	26
Borger PD	74
IRION COUNTY	
Irion CO SO	3
JACK COUNTY	
Jack CO SO	6
Jacksboro PD	17
JACKSON COUNTY	
Jackson CO SO	9
Edna PD	13
Ganado PD	1
JASPER COUNTY	
Jasper CO SO	91
Jasper PD	10
JEFFERSON COUNTY	
Jefferson CO SO	86
Beaumont PD	1,709
Groves PD	63
Nederland PD	51
Port Arthur PD	494
Port Neches PD	82
JIM HOGG COUNTY	
Jim Hogg CO SO	23
JIM WELLS COUNTY	
Jim Wells CO SO	199
Alice PD	426
Premont PD	11
Orange Grove PD	6
JOHNSON COUNTY	
Johnson CO SO	447
Alvarado PD	62
Burleson PD	116
Cleburne PD	328
Joshua PD	27
Keene PD	10
JONES COUNTY	
Jones CO SO	24
Anson PD	3
Hamlin PD	13
Stamford PD	60
Hawley PD	2
KARNES COUNTY	
Karnes CO SO	54
Karnes City PD	36
KAUFMAN COUNTY	
Kaufman CO SO	294
Forney PD	4
Kaufman PD	27
Kemp PD	4
Terrell PD	99
KENDALL COUNTY	
Kendall CO SO	56
Boerne PD	47
KENEDY COUNTY	
Kenedy CO SO	1
KENT COUNTY	
Kent CO SO	1
KERR COUNTY	
Kerr CO SO	101
Kerrville PD	165
Ingram PD	23

AGENCY	INCIDENTS
KIMBLE COUNTY	
Junction PD	11
KLEBERG COUNTY	
Kleberg CO SO	31
Kingsville PD	163
KNOX COUNTY	
Knox CO SO	5
Knox City PD	10
Munday PD	6
LAMAR COUNTY	
Lamar CO SO	88
Paris PD	627
Reno PD	6
LAMB COUNTY	
Lamb CO SO	11
Earth PD	1
Littlefield PD	97
Olton PD	4
LAMPASAS COUNTY	
Lampasas CO SO	10
Lampasas PD	68
LA SALLE COUNTY	
La Salle CO SO	33
LAVACA COUNTY	
Lavaca CO SO	5
Hallettsville PD	14
Yoakum PD	55
LEE COUNTY	
Lee CO SO	10
Giddings PD	38
Lexington PD	6
LEON COUNTY	
Leon CO SO	39
LIBERTY COUNTY	
Liberty CO SO	252
Cleveland PD	56
Liberty PD	17
LIMESTONE COUNTY	
Limestone CO SO	28
Groesbeck PD	15
Mexia PD	60
LIPSCOMB COUNTY	
Lipscomb CO SO	5
LIVE OAK COUNTY	
Live Oak CO SO	17
Three Rivers PD	6
LLANO COUNTY	
Llano CO SO	37
Llano PD	13
LUBBOCK COUNTY	
Lubbock CO SO	4
Idalou PD	1
Lubbock PD	3,572
Shallowater PD	13
Slaton PD	70
Tx Tech Univ PD	4
Wolfforth PD	2
Ransom Canyon PD	2
LYNN COUNTY	
Lynn CO SO	5
Tahoka PD	14
O'Donnell PD	1
MCCULLOCH COUNTY	
McCulloch CO SO	14
Brady PD	53

AGENCY	INCIDENTS
MCLENNAN COUNTY	
McLennan CO SO	156
Bellmead PD	151
Beverly Hills PD	9
Hewitt PD	42
Lacy-Lakeview PD	33
Lorena PD	1
McGregor PD	18
Mart PD	7
Robinson PD	23
Waco PD	1,353
Woodway PD	25
Riesel PD	4
TSTC Waco PD	20
Baylor Univ PD	3
Bruceville-Eddy PD	8
MADISON COUNTY	
Madison CO SO	12
Madisonville PD	26
MARION COUNTY	
Marion CO SO	59
Jefferson PD	12
MARTIN COUNTY	
Stanton PD	8
MASON COUNTY	
Mason CO SO	1
MATAGORDA COUNTY	
Matagorda CO SO	126
Bay City PD	370
Palacios PD	43
MAVERICK COUNTY	
Maverick CO SO	269
Eagle Pass PD	255
MEDINA COUNTY	
Medina CO SO	91
Devine PD	36
Hondo PD	65
MENARD COUNTY	
Menard CO SO	6
MIDLAND COUNTY	
Midland CO SO	131
Midland PD	664
MILAM COUNTY	
Milam CO SO	15
Cameron PD	11
Rockdale PD	22
Thorndale PD	8
MILLS COUNTY	
Mills CO SO	1
MITCHELL COUNTY	
Mitchell CO SO	9
Colorado City PD	46
MONTAGUE COUNTY	
Montague CO SO	45
Bowie PD	45
Nocona PD	20
MONTGOMERY COUNTY	
Montgomery CO SO	2,094
Conroe PD	439
Roman Forest PD	1
Magnolia PD	3
Shenandoah PD	8
Oak Ridge North PD	13
MOORE COUNTY	
Moore CO SO	10

AGENCY	INCIDENTS
Dumas PD	125
MORRIS COUNTY	
Morris CO SO	51
Daingerfield PD	11
Lone Star PD	16
MOTLEY COUNTY	
Motley CO SO	3
NACOGDOCHES COUNTY	
Nacogdoches CO SO	114
Nacogdoches PD	433
Stephen F. Austin Univ PD	4
NAVARRO COUNTY	
Navarro CO SO	88
Corsicana PD	361
NEWTON COUNTY	
Newton CO SO	5
NOLAN COUNTY	
Nolan CO SO	14
Roscoe PD	7
NUECES COUNTY	
Nueces CO SO	107
Bishop PD	14
Corpus Christi PD	4,162
Robstown PD	85
Port Aransas PD	28
OCHILTREE COUNTY	
Ochiltree CO SO	8
Perryton PD	44
OLDHAM COUNTY	
Oldham CO SO	4
ORANGE COUNTY	
Orange CO SO	300
Bridge City PD	53
Orange PD	276
Pinehurst PD	18
Vidor PD	122
West Orange PD	25
Rose City PD	4
PALO PINTO COUNTY	
Palo Pinto CO SO	29
Mineral Wells PD	175
PANOLA COUNTY	
Panola CO SO	59
Carthage PD	82
PARKER COUNTY	
Parker CO SO	356
Weatherford PD	111
Springtown PD	2
Hudson Oaks PD	1
Willow Park PD	2
PARMER COUNTY	
Parmer CO SO	5
Bovina PD	1
Friona PD	17
PECOS COUNTY	
Pecos CO SO	9
Fort Stockton PD	51
POLK COUNTY	
Polk CO SO	68
Livingston PD	19
Corrigan PD	15
Onalaska PD	8
POTTER COUNTY	
Potter CO SO	61
Amarillo PD	2,303

AGENCY	INCIDENTS
Amarillo College PD	1
PRESIDIO COUNTY	
Presidio CO SO	12
Marfa PD	2
RAINS COUNTY	
Rains CO SO	11
RANDALL COUNTY	
Randall CO SO	66
Canyon PD	57
REAGAN COUNTY	
Reagan CO SO	8
REAL COUNTY	
Real CO SO	1
RED RIVER COUNTY	
Red River CO SO	8
Clarksville PD	34
Bogota PD	16
REEVES COUNTY	
Reeves CO SO	21
Pecos PD	69
REFUGIO COUNTY	
Refugio CO SO	12
Refugio PD	28
ROBERTS COUNTY	
Roberts CO SO	2
ROBERTSON COUNTY	
Robertson CO SO	15
Hearne PD	22
ROCKWALL COUNTY	
Rockwall CO SO	82
Rockwall PD	55
Royse City PD	14
Heath PD	7
RUNNELS COUNTY	
Runnels CO SO	10
Ballinger PD	13
Winters PD	26
RUSK COUNTY	
Rusk CO SO	221
Henderson PD	276
Overton PD	8
SABINE COUNTY	
Sabine CO SO	18
Hemphill PD	12
SAN AUGUSTINE COUNTY	
San Augustine CO SO	23
San Augustine PD	17
SAN JACINTO COUNTY	
San Jacinto CO SO	102
SAN PATRICIO COUNTY	
San Patricio CO SO	71
Ingleside PD	49
Mathis PD	50
Portland PD	58
Sinton PD	50
Taft PD	33
Gregory PD	16
Taft ISD PD	1
SAN SABA COUNTY	
San Saba CO SO	7
San Saba PD	14
SCHLEICHER COUNTY	
Schleicher CO SO	2
SCURRY COUNTY	
Scurry CO SO	19

AGENCY	INCIDENTS
Snyder PD	140
SHACKELFORD COUNTY	
Shackelford CO SO	5
SHELBY COUNTY	
Shelby CO SO	94
Center PD	22
SHERMAN COUNTY	
Sherman CO SO	1
Stratford PD	1
SMITH COUNTY	
Smith CO SO	464
Arp PD	3
Lindale PD	5
Tyler PD	720
Whitehouse PD	14
Tyler Jr College PD	2
Bullard PD	4
SOMERVELL COUNTY	
Somervell CO SO	39
STARR COUNTY	
Starr CO SO	53
Rio Grande City PD	117
Roma PD	15
STEPHENS COUNTY	
Breckenridge PD	11
STERLING COUNTY	
Sterling CO SO	9
STONEWALL COUNTY	
Stonewall CO SO	5
SUTTON COUNTY	
Sutton CO SO	7
Sonora PD	23
SWISHER COUNTY	
Tulia PD	29
TARRANT COUNTY	
Tarrant CO SO	606
Arlington PD	2,952
Azle PD	48
Bedford PD	392
Benbrook PD	98
Blue Mound PD	5
Crowley PD	59
Eules PD	259
Everman PD	50
Forest Hill PD	87
Fort Worth PD	5,467
Grapevine PD	209
Haltom City PD	305
Hurst PD	343
Kennedale PD	16
Lakeside PD	2
Lake Worth PD	24
Mansfield PD	93
North Richland Hills PD	323
Richland Hills PD	35
River Oaks PD	25
Saginaw PD	54
Sansom Park Village PD	18
Watauga PD	88
Westworth PD	10
White Settlement PD	95
Pantego PD	1
Southlake PD	52
Dallas/Ft Worth Airport PD	10
Colleyville PD	40

AGENCY	INCIDENTS
Pelican Bay PD	11
TAYLOR COUNTY	
Taylor CO SO	74
Abilene PD	1,291
Merkel PD	8
TERRY COUNTY	
Terry CO SO	5
Brownfield PD	49
TITUS COUNTY	
Titus CO SO	66
Mount Pleasant PD	197
TOM GREEN COUNTY	
Tom Green CO SO	134
San Angelo PD	799
TRAVIS COUNTY	
Travis CO SO	1,716
Austin PD	6,848
Manor PD	6
Rollingwood PD	1
West Lake Hills PD	1
UT Austin PD	7
Pflugerville PD	68
Lakeway PD	21
Sunset Valley PD	3
Lago Vista PD	40
Mustang Ridge PD	6
Austin ISD PD	2
TRINITY COUNTY	
Trinity CO SO	121
Trinity PD	11
TYLER COUNTY	
Tyler CO SO	22
Woodville PD	4
UPSHUR COUNTY	
Upshur CO SO	35
Big Sandy PD	3
Gilmer PD	18
Ore City PD	9
UPTON COUNTY	
Upton CO SO	6
UVALDE COUNTY	
Uvalde CO SO	61
Uvalde PD	77
Sabinal PD	6
VAL VERDE COUNTY	
Val Verde CO SO	59
Del Rio PD	427
VAN ZANDT COUNTY	
Van Zandt CO SO	131
Canton PD	18
Edgewood PD	5
Grand Saline PD	2
Van PD	12
Wills Point PD	7
VICTORIA COUNTY	
Victoria CO SO	121
Victoria PD	677
WALKER COUNTY	
Walker CO SO	235
Huntsville PD	161
WALLER COUNTY	
Waller CO SO	16
Brookshire PD	17
Waller PD	45
Hempstead PD	30
Prairie View A7M Univ PD	11

AGENCY	INCIDENTS
WARD COUNTY	
Ward CO SO	9
Monahans PD	46
WASHINGTON COUNTY	
Washington CO SO	118
Brenham PD	133
WEBB COUNTY	
Webb CO SO	106
Laredo PD	1,867
Laredo Comm College PD	1
United ISD PD	1
WHARTON COUNTY	
Wharton CO SO	109
El Campo PD	93
Wharton PD	175
WHEELER COUNTY	
Wheeler CO SO	5
Shamrock PD	4
WICHITA COUNTY	
Wichita CO SO	37
Burkburnett PD	41
Electra PD	21
Iowa Park PD	30
Wichita Falls PD	1,090
Midwestern Univ PD	4
WILBARGER COUNTY	
Wilbarger CO SO	4
Vernon PD	141
WILLACY COUNTY	
Willacy CO SO	22
Raymondville PD	152
WILLIAMSON COUNTY	
Williamson CO SO	504
Florence PD	5
Georgetown PD	95
Granger PD	5
Hutto PD	10
Round Rock PD	253
Taylor PD	177
Cedar Park PD	98
Leander PD	34
Thrall PD	3
WILSON COUNTY	
Wilson CO SO	85
Floresville PD	88
WINKLER COUNTY	
Winkler CO SO	6
Kermit PD	17
WISE COUNTY	
Wise CO SO	157
Bridgeport PD	33
Decatur PD	21
Runaway Bay PD	4

AGENCY	INCIDENTS
WOOD COUNTY	
Wood CO SO	107
Hawkins PD	5
Mineola PD	26
Quitman PD	2
Winnsboro PD	10
YOAKUM COUNTY	
Yoakum CO SO	8
Denver City PD	35
YOUNG COUNTY	
Young CO SO	13
Graham PD	58
Olney PD	42
ZAPATA COUNTY	
Zapata CO SO	8
ZAVALA COUNTY	
Zavala CO SO	35
Crystal City PD	26

Jurisdictions not represented reported zero incidents of Family Violence.