

# **Chapter 4**

## **Selected Non-Index Crimes**

---

# SELECTED Non-INDEX CRIMES

4

## DUI ARRESTS

### DEFINITION

For UCR purposes, Driving Under the Influence (DUI) is the driving or operating any motor vehicle or common carrier while under the influence of liquor or narcotics.

### ANALYSIS

#### Volume

As with all Part II non-index crimes, information on the number of reported crimes is not collected by the UCR program for this offense. However, the number of persons arrested for this crime is collected.

The number of arrests for DUI in Texas, in 2000, was 97,019. The volume of DUI arrests increased 4.4 percent in comparison with 1999. In Texas, DUI arrests peaked in 1983 when 149,621 persons were arrested and the change in the number of DUI arrests from 1983 to 2000 was a decrease of 35.2 percent.

#### Rate

The 2000 DUI arrest rate for Texas was 465.3 arrests for every 100,000 persons. The change in

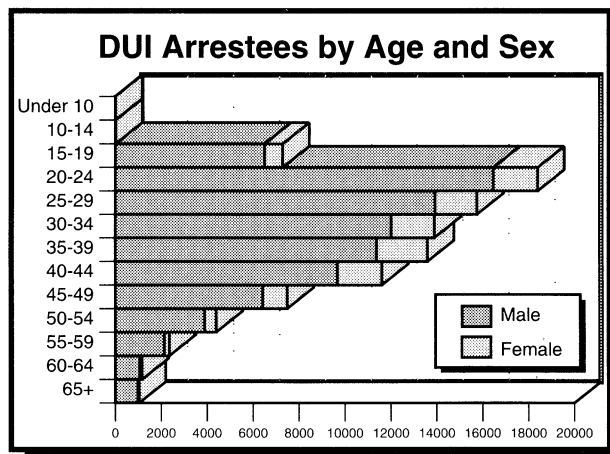
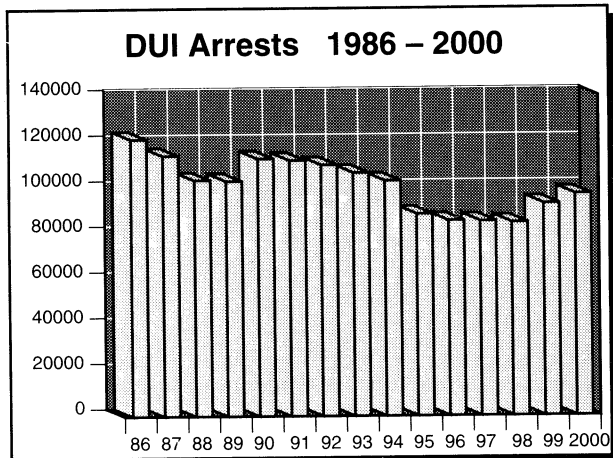
the DUI arrest rate from 1999 was an increase of .4 percent. As with the number of arrests, the DUI arrest rate peaked in 1983 at 951.5 arrests for every 100,000 Texans. The change in the DUI arrest rate from 1983 to 2000 was a decrease of 51 percent.

#### Nature

Any consideration of the number and rate of DUI arrests must be reconciled with the fact that many factors control the ability of law enforcement personnel to detect drunken drivers. Among the significant factors which drive the DUI arrest rate are these: media coverage of the DUI problem, public awareness, availability of funds for patrol officer overtime, and the skill and training in DUI detection of law officers.

#### Persons Arrested

Of the 97,019 persons arrested for DUI in 2000, only .4 percent were juveniles (16 and under); 87 percent were male; 93 percent were White; 6 percent were Black; 56 percent were not Hispanic and 44 percent were Hispanic. The age group with the highest number of DUI arrestees was the 20-to-24 year-old group. Of all DUI arrests, 11,056 or 11 percent, were of persons who were under the legal age to purchase alcohol in Texas, which is 21.



# DRUG ABUSE ARRESTS

## DEFINITION

For UCR purposes, drug abuse encompasses all violations of narcotic drug laws. These are offenses such as unlawful possession, sale, use, growing and manufacturing of narcotic drugs.

In this report these violations are summarized to include all drug abuse arrests grand total drug abuse, sale and manufacturing arrests, and drug possession arrests.

As with all Part II non-index crimes, information on the number of reported crimes is not collected by the Texas UCR program for these offenses. However, the number of persons arrested for these crimes is collected.

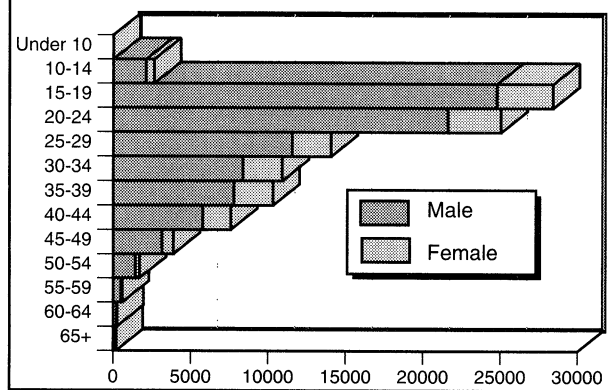
## GRAND TOTAL DRUG ABUSE

### ARRESTS

#### Analysis

The reported total number of arrests for drug abuse in Texas in 2000 was 105,657. This grand total of all drug abuse violations decreased .8 percent in comparison with 1999.

#### Drug Abuse Arrestees by Age and Sex

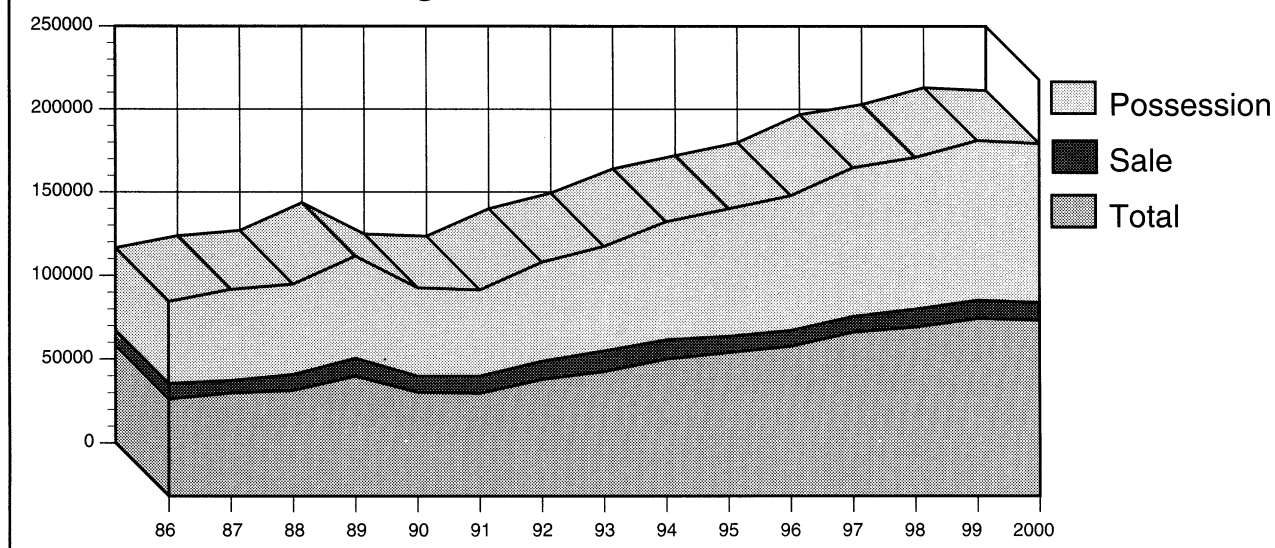


The 2000 drug abuse arrest rate for Texas was 506.7 arrests for every 100,000 persons. The change in the drug abuse arrest rate from 1999 was a decrease of 4.6 percent.

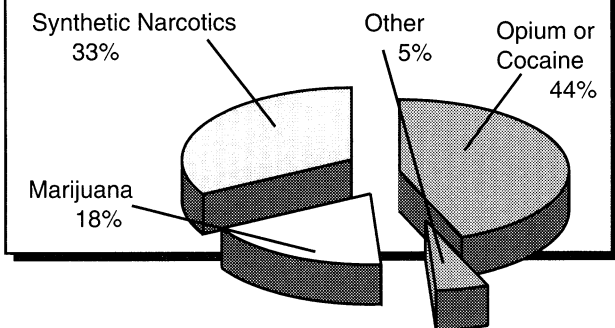
#### Persons Arrested

Of the persons arrested for drug abuse violations in 2000, 9 percent were juveniles (16 and under); 83 percent were male; 70 percent were White; 30 percent were Black; 71 percent were not Hispanic and 29 percent were Hispanic. The most common age group in the drug abuse arrestee population was the 15-to-19 year olds.

#### Drug Abuse Arrests 1986 – 2000



### Drug Sale and Manufacturing Arrests by Drug Type



## SALE AND MANUFACTURING

### Analysis

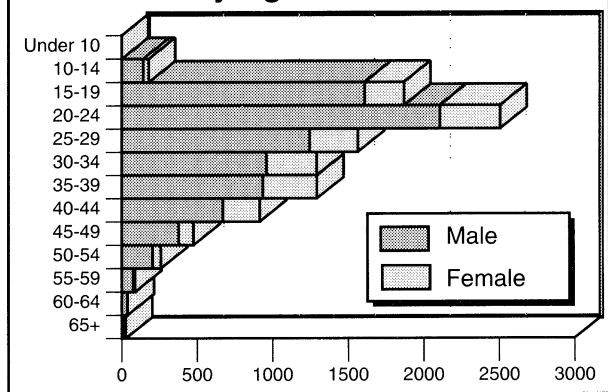
The number of arrests for illegal drug sale and manufacturing totaled 10,507, which was a 3.7 percent decrease from 1999.

The rate of drug sale and manufacturing arrests was 50.4 arrests per 100,000 Texans. There was a 7.4 percent decrease in the arrest rate when compared to 1999.

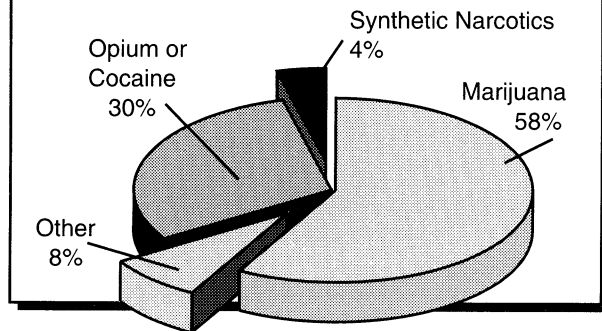
### Persons Arrested

Of the persons arrested for sale and manufacturing of illicit drugs in 2000, 6 percent were juveniles (16 and under); 80 percent were male; 66 percent were White; 34 percent were Black; 71 percent were not Hispanic and 29 percent were Hispanic. The age group with the highest number of arrestees was the 20-to-24 year-old group.

### Drug Sale & Manufacturing Arrestees by Age and Sex



### Drug Possession Arrests by Drug Type



## POSSESSION

### Analysis

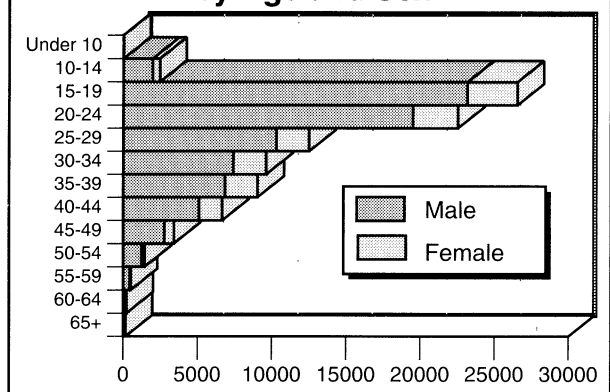
The number of arrests for drug possession in 2000 was 95,150. This represented a .5 percent decrease when compared to 1999.

The rate of drug possession arrests in Texas in 2000 was 456.3 arrests for every 100,000 persons. The drug possession arrest rate decreased 4.3 percent from 1999.

### Persons Arrested

Of the persons arrested for drug possession, 9 percent were juveniles (16 and under); 83 percent were male; 70 percent were White; 30 percent were Black; 71 percent were not Hispanic and 29 percent were Hispanic. The age group with the highest number of arrestees was the 15-to-19 year-old group.

### Drug Possession Arrestees by Age and Sex



# DRUG SEIZURES

## PURPOSE

Drug seizure information is presented in compliance with Health & Safety Code, Sec. 481.185, and its requirement that "All law enforcement agencies in this state shall file monthly with the [DPS] Director a report of all arrests for drug offenses made and quantities of controlled substances seized by them during the preceding month."

## QUANTITIES

The following chart displays the quantity of illegal drugs seized in Texas. Amounts are rounded. Dose units refer to one pill, tablet, capsule or other single user quantity. The information presented here is based upon reports of drugs seized by Texas law enforcement agencies and does not include drugs seized in Texas by any federal law enforcement agency.

### Marijuana Plants, Fields and Gardens

In addition to the drug seizure quantities displayed in the chart, Texas law officers seized 124 marijuana gardens, 32 wild marijuana fields, 36 cultivated marijuana fields and 15 marijuana greenhouses. The reported total number of all marijuana plants that were seized in 2000 was 1,519,133.

### Clandestine Labs

During 2000, 187 clandestine labs were seized in Texas. Of these seized labs, 182 were used to produce methamphetamine, 4 were manufacturing amphetamines and 1 engaged in production of crack-cocaine.

<i>Type and Quantity of Drugs Seized</i>		
Class	Type	Quantity
Cannabinoids	Marijuana	556,594 Pounds, 3 Ounces
	Hashish	2 Pounds, 13 Ounces 4 Grams 1 Liquid Ounce
Opiates	Morphine	9 Ounces, 4 Grams 2,925 Dose Units
	Heroin	147 Pounds, 11 Ounces 14 Grams 18 Liquid Ounces 85 Dose Units
	Codeine	454 Pounds, 1 Ounce 13 Grams 7,419 Liquid Ounces 7,867 Dose Units
	Gum Opium	2 Ounces, 16 Grams
Cocaine	Solid	22,398 Pounds, 13 Ounces 12 Grams
	Liquid	46 Liquid Ounces
Hallucinogens	LSD	3 Pound, 6 Ounces 5 Grams 72 Liquid Ounces 3,598,867 Dose Units
	PCP	8 Pounds, 4 Ounces 15 Grams 149 Liquid Ounces 8,861 Dose Units
	Mushrooms	18 Pounds, 3 Grams 134 Dose Units
	Peyote	1 Pound, 1 Ounce 19 Grams
	Designer Drugs	121 Pounds, 3 Ounces 22 Grams 11 Liquid Ounces 90,387 Dose Units
Precursor Chemicals		391 Pounds, 15 Ounces 6 Grams 30,440 Liquid Ounces
Other Drugs	Barbiturates	39 Liquid Ounces 71,839 Dose Units
	Amphetamines	55 Pounds, 6 Ounces 4 Grams 27 Liquid Ounces 710,334 Dose Units
	Methamphetamines	2,142 Pounds, 8 Ounces 4,606 Liquid Ounces 2,811 Dose Units
	Tranquilizers	137 Liquid Ounces 119,363 Dose Units
	Synthetic Drugs	953 Liquid Ounces 76,926 Dose Units

# WEAPONS ARRESTS

## DEFINITION

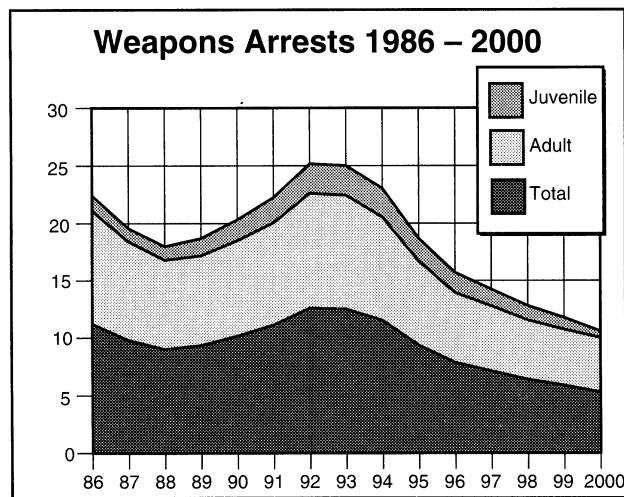
Weapons offenses include all violations and attempted violations of regulations or statutes controlling the carrying, using, possessing, furnishing, and manufacturing of deadly weapons or silencers. As with all Part II non-index crimes, the UCR program collects only reports of arrests for this offense.

## ANALYSIS

As indicated in the murder section, firearms are the murder weapon of choice in 62 percent of all Texas murders. Handguns accounted for 72 percent of the weapons. In light of these facts, this section focuses on trends in weapon possession.

### Volume and Rate

In 2000, 10,571 arrests for weapon violations were reported. The number of arrests decreased 10 percent over 1999. The 2000 weapons arrest rate was 50.7 arrests for every 100,000 persons. The change in the arrest rate from 1999 was a decrease of 13.6 percent.



### Persons Arrested

Of the persons arrested for weapons violations in 2000, 11 percent were juveniles (16 and under); 93 percent were male; 73 percent were White; 27 percent were Black; 69 percent were not Hispanic and 31 percent were Hispanic. The age group with the highest number of arrestees was the 15-19 year-old group.

In this report's base year of 1986 there were 22,415 weapons arrests. Of this total, 8 percent were juveniles, and 92 percent were male.

