

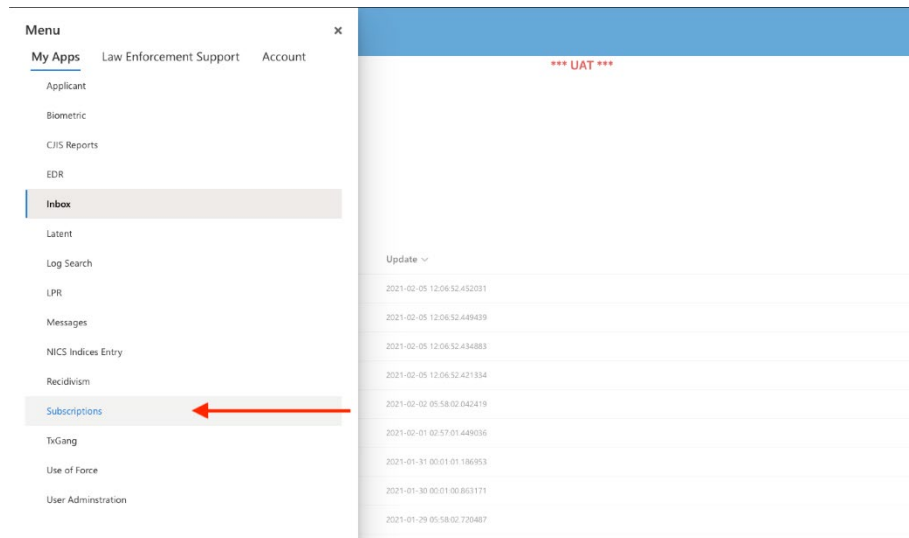
Subscriptions – Activity Notifications

Subscriptions send an email notification when activity occurs for a specific SID number. Types of activity that can be specified for a SID number are:

- Update Activity:
 - All (includes any changes)
 - Arrests (only new arrest transactions – ER2)
- Rapsheet Activity – Individual and Summary RAP sheets
- Background Checks – Those background checks run by TxDPS for authorized state agencies

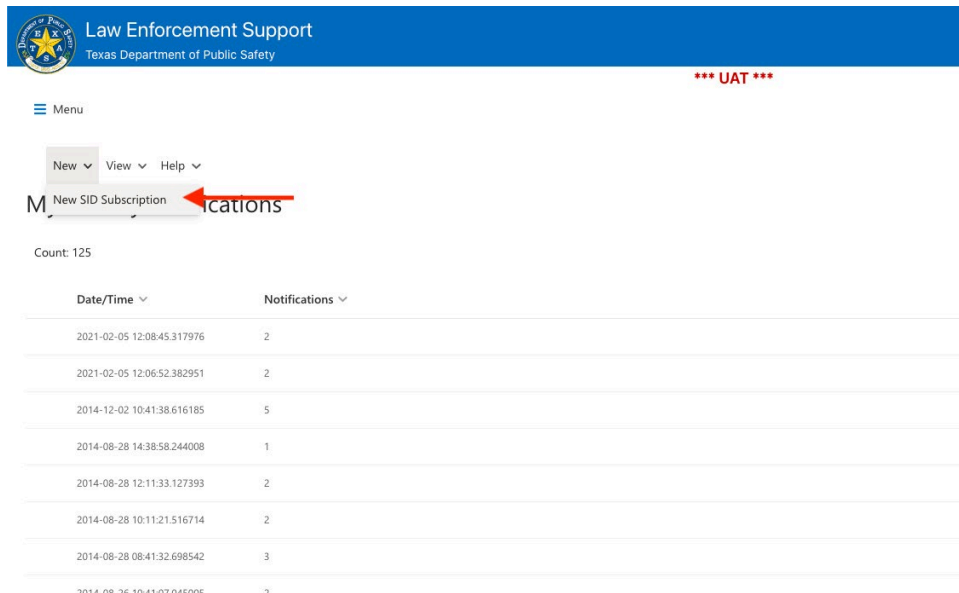
View Subscriptions and Activity Notifications

Select **Menu > Subscriptions** from the LES Applications website.



Add Someone to the Subscription List

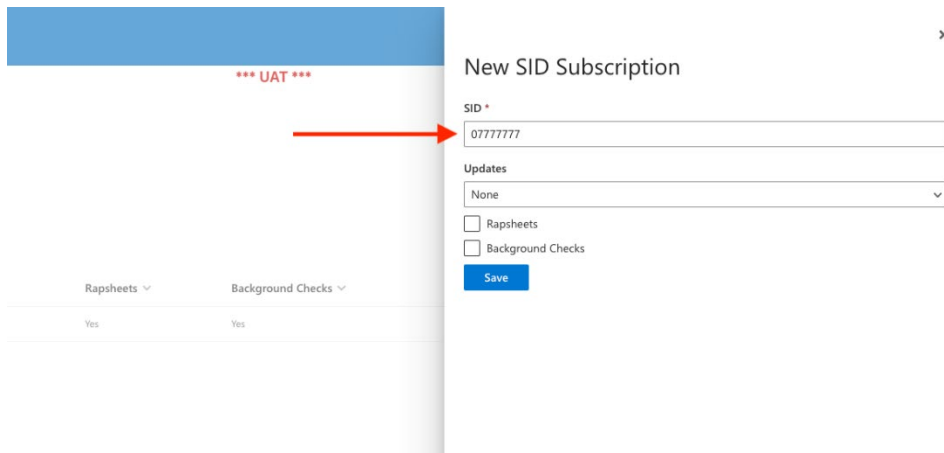
To add someone to your Subscription list, select **New** > **New SID Subscription** from the Subscriptions menu.



The screenshot shows the 'Law Enforcement Support' interface with the Texas Department of Public Safety logo. A red '*** UAT ***' watermark is visible. The 'Subscriptions' menu is open, showing options for 'New', 'View', and 'Help'. The 'New' option is selected, leading to the 'New SID Subscription' panel. Below the menu, a table lists existing subscriptions with columns for 'Date/Time' and 'Notifications'.

Date/Time	Notifications
2021-02-05 12:08:45.317976	2
2021-02-05 12:06:52.382951	2
2014-12-02 10:41:38.616185	5
2014-08-28 14:38:58.244008	1
2014-08-28 12:11:33.127393	2
2014-08-28 10:11:21.516714	2
2014-08-28 08:41:32.698542	3
2014-08-26 10:41:07.045006	2

The **New SID Subscription** panel will open. Enter the SID and select notification options (Updates, Rapsheets, and or Background Checks), then click **Save**.



The screenshot shows the 'New SID Subscription' panel. A red arrow points to the 'SID' input field, which contains the value '07777777'. Below the input field, there are checkboxes for 'Updates', 'Rapsheets', and 'Background Checks'. The 'Updates' checkbox is selected. A 'Save' button is located at the bottom right of the panel.

*** UAT ***

New SID Subscription

SID *

07777777

Updates

☒ Updates

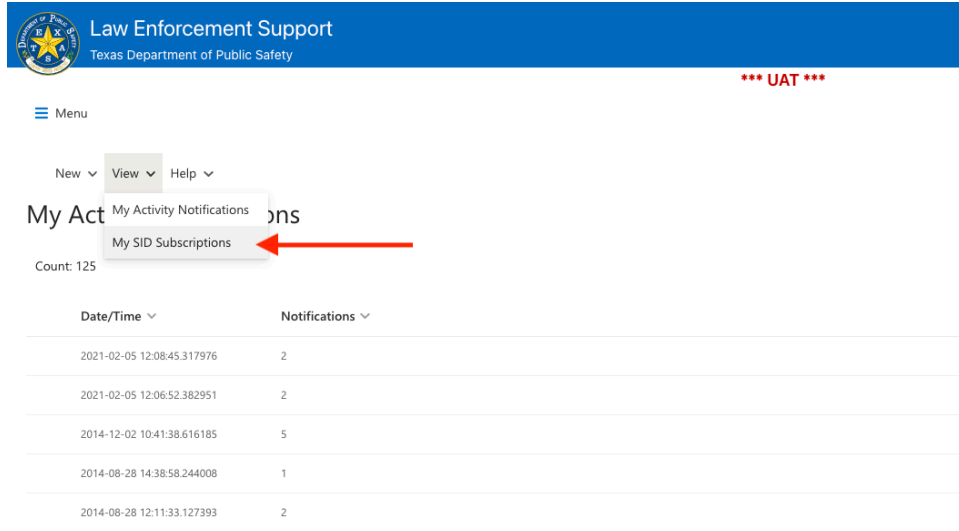
☐ Rapsheets

☐ Background Checks

Save

View and Update Subscriptions

To view your subscriptions, select **View > My SID Subscriptions**.



Law Enforcement Support
Texas Department of Public Safety

*** UAT ***

Menu

New ▾ View ▾ Help ▾

My Activity Notifications
My SID Subscriptions

Count: 125

Date/Time ▾	Notifications ▾
2021-02-05 12:08:45.317976	2
2021-02-05 12:06:52.382951	2
2014-12-02 10:41:38.616185	5
2014-08-28 14:38:58.244008	1
2014-08-28 12:11:33.127393	2

Double-click the subscription to open the Update SID Subscription panel. Make any changes to the subscription preferences and click **Save**. Click **Remove Subscription** to unsubscribe from the SID and discontinue receiving notifications.



Law Enforcement Support
Texas Department of Public Safety

*** Development ***

Menu

New ▾ View ▾ Help ▾

My SID Subscriptions

Count: 1

Name ▾	SID ▾	Updates ▾	Rapsheets ▾	Background Checks ▾
DOE,JANE TESTY	07777777	All	Yes	Yes

Update SID Subscription

DOE,JANE TESTY
SID: 07777777

Updates ▾

☒ Rapsheets

☒ Background Checks

Save

Remove Subscription

View Activity Notifications

To view your Activity Notifications, select **View > My Activity Notifications**.

The screenshot shows the LES web application interface. At the top is a blue header with the Texas Department of Public Safety logo and the text 'Law Enforcement Support Texas Department of Public Safety'. Below the header is a 'Menu' section with a hamburger icon. To the right of the menu are three dropdown buttons: 'New', 'View', and 'Help'. The 'View' dropdown is open, showing two options: 'My Activity Notifications' (highlighted with a red arrow) and 'My SID Subscriptions'. Below the dropdown is a 'My SID' section with a 'Count: 1' indicator. Underneath is a table with columns: 'Name', 'SID', 'Updates', and 'Rapsheets'. The table contains one row for 'DOE, JANE TESTY' with SID '07777777', 'All' updates, and 'Yes' rapsheets.

Name	SID	Updates	Rapsheets
DOE, JANE TESTY	07777777	All	Yes

Double-click a row to view the detailed **Activity Notification**.

This screenshot shows the 'My Activity Notifications' table with 125 notifications. A red arrow points to the first row, which is double-clicked to open a detailed 'Activity Notification' modal. The modal contains the following information:

- Activity Notification**
- This notification is being sent from the Texas Department of Public Safety, Law Enforcement Support (LES) web site due to recent activity on a subscribed SID number or applicant type.
- Date and Time:** 2021-02-05 10:00:52.304159
- SID Number:** 07777777
- Name:** DOE, JANE TESTY
- Subscription Type:** INDIVIDUAL
- DPS Employee Information:** Unknown
- Transaction:** QDPS
- Submitted By:** TRAN, JEFF (DPS COMMUNICATIONS HEADQUARTERS AUSTIN)

The modal also includes a second notification entry with the same details but a different date and time: 2021-02-05 10:01:21.623280.

You will also receive email notifications like the sample below.

