Biometrics

Livescan@dps.texas.gov

Chrystal Davila
Biometric Coordinator
512-424-7026

Chiquta “Q” Ruffin
Asst. Biometric Coordinator
512-424-7404

Overview

- Benefits of Electronic Arrest Reporting (EAR)/ Livescan
- Secure Communities
- Work Flow of an Arrest Record
- EAR Information
- Types of Responses (Livescan Booklet)
- Livescan DOs and DON'Ts
- Mobile ID
- Additional Information
- Contact Information

Benefits of EAR/Livescan

- Speedy update to the Computerized Criminal History (CCH) and FBI III
- Receive responses with TXSID numbers as soon Multi-Biometric Identification System (MBIS) verifies
- Inkless fingerprinting
- Correct data and quality fingerprints
- Ten Finger Look-Ups (TFLU)
- Criminal Justice Applicants
- Sex Offender Registration (SOR) Fingerprints
- Unknown Deceased Fingerprinting
- Secure Communities Program (Priority Enforcement Program)

Secure Communities Program

Secure Communities Program

- The Secure Communities Program relies on the sharing national and local immigration and law enforcement data through a technology and process called NGI/IDENT Interoperability
  - NGI is FBI's fingerprint database IDENT is Homeland Security's fingerprint database
- The Secure Communities Program's first goal is to identify all criminal aliens held in jails and prisons.
- The process works as follows:
  - Local officers take and submit prints of all persons booked to the DPS
  - After being processed at DPS, prints will be checked automatically against NGI (FBI) and IDENT (DHS) for potential matches
  - ICE will take enforcement action on removable aliens being charged with or who have been previously convicted of a violent or major drug crime

Secure Communities Program

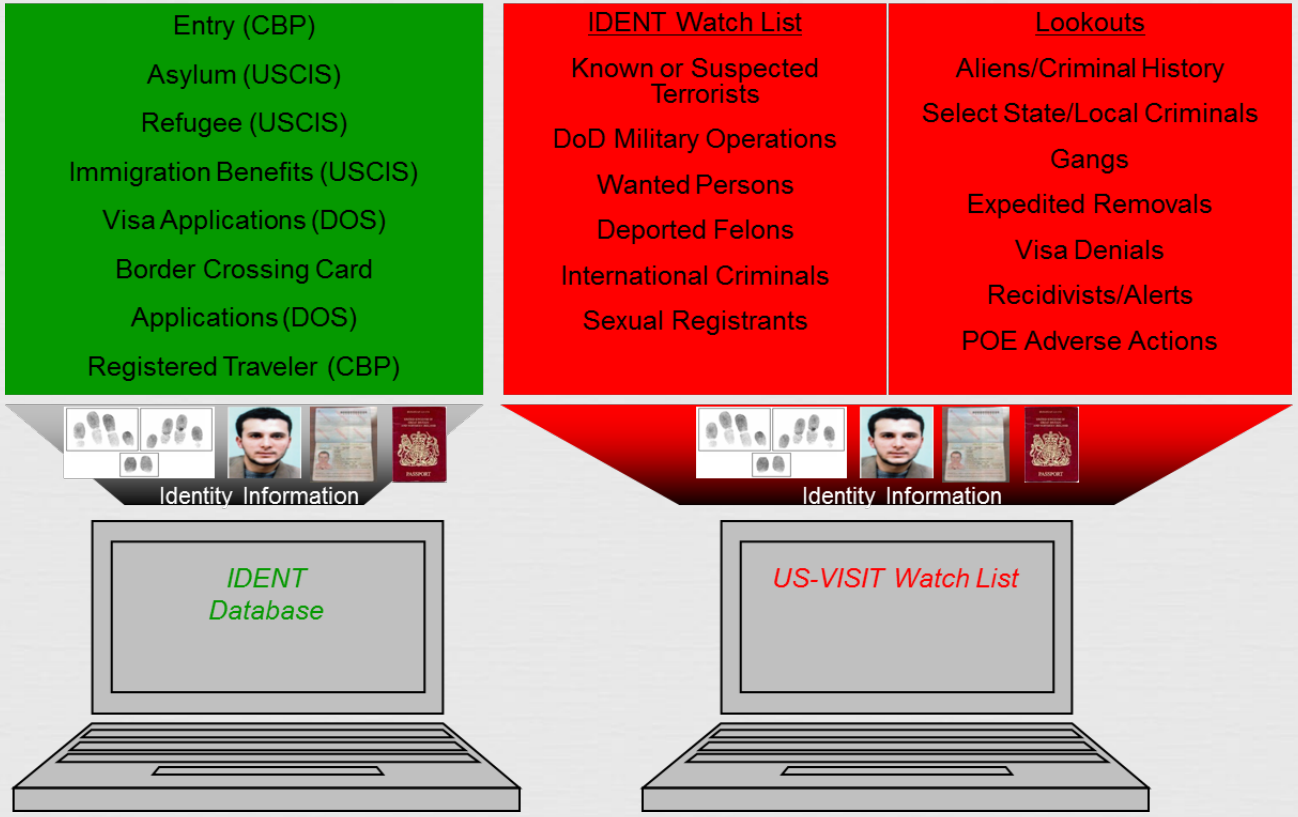

Work Flow

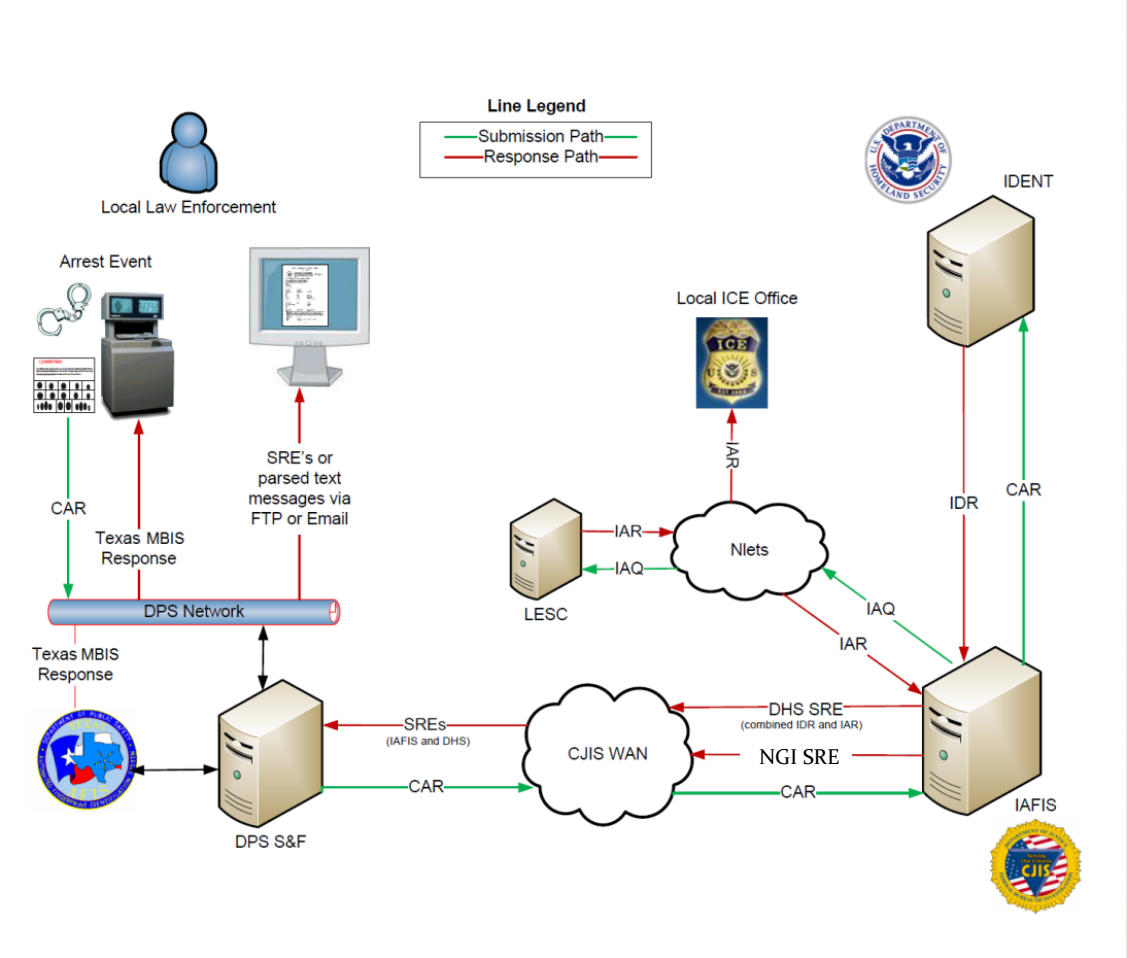
Line Legend
Submission Path
Response Path
Local Law Enforcement
Arrest Event
IDENT
Local ICE Office
SRE's or parsed text messages via FTP or Email
CAR
Texas MBIS Response
IAR
IDR
CAR
IAR
IAQ
Nlets
LESC
IAQ
IAR
DPS Network
Texas MBIS Response
SREs
(IAFIS and DHS)
CJIS WAN
DHS SRE
(combined IDR and IAR)
NGI SRE
CAR
CAR
DPS S&F
IAFIS

EAR Information

EAR Information

- DPS created the EAR program and its sister program, the Electronic Disposition Reporting (EDR), in response to a mandate of Chapter 66 of the Code of Criminal Procedure, which requires the Department to be able to receive criminal history information in an electronic fashion.
- The EAR program allows local criminal justice agencies to report arrests to the Department in an electronic fashion.
- Criminal justice agencies must get approval from the Department to connect to the Department and must purchase a livescan device that appears on the FBI's NGI Certified Products List,
- https://www.fbibiospecs.cjis.gov/Certifications

EAR Information

- The data format required by the EAR program is compliant with the National Institute for Standards and Technology's (NIST) fingerprint information exchange standard as well as the FBI's Electronic Biometric Transmission Specification (EBTS) interface document. The primary components of an arrest record are as follows:
  - **Type 1 Record –** Contains basic header information regarding the contents of the entire record. Such as the type of the transaction and the source of the physical record.
  - **Type 2 Record –** Contains the arrest and personal identification information of the record. The data elements used in the type two record are derived from the DPS remote terminal interface, the Texas Type 2 document and the CCH Data Dictionary.

EAR Information

- **Type 4 Record –** Contains the Wavelet Scalar Quantization (WSQ) compressed fingerprint images.
- **Type 10 Record –** Contains the .JPG image of the subject (optional).

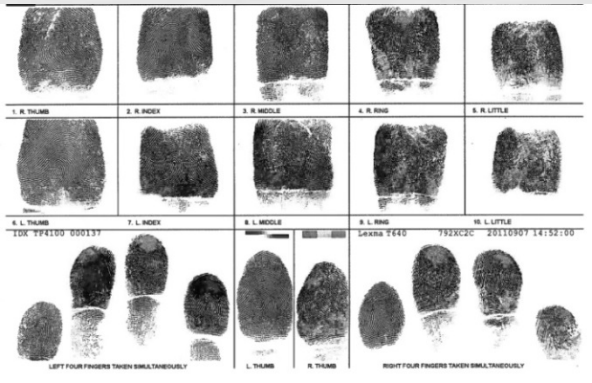

Good Mugshot



Bad Mugshot

Tattoo

EAR Information

- **Type 15 Record –** Contains palm print images. (optional)
  - Full hand scan
  - Two half (split) palm scan

Bad **Bad** **Good**

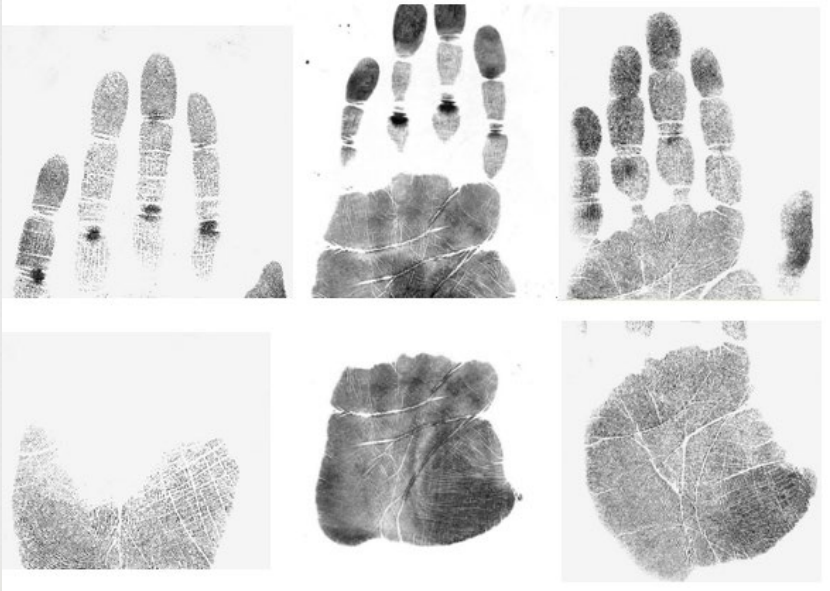

Good **Bad**

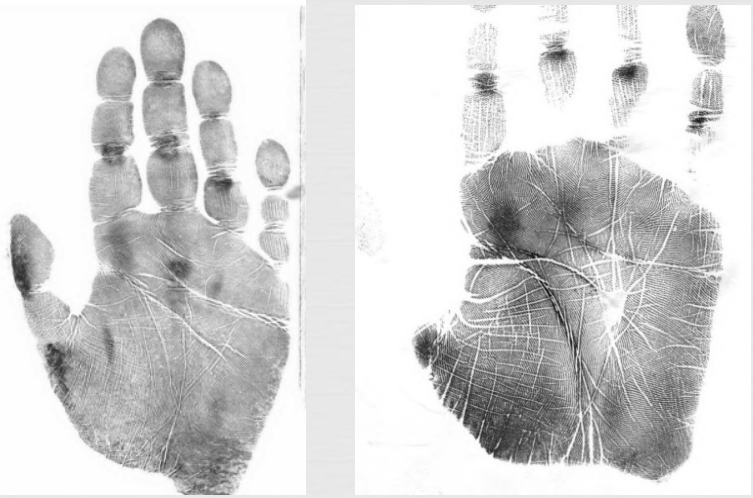

EAR Information

- **Type 17 Record –** Contains iris images.
  - **FBI Iris Pilot**
    - Deployed the Iris Pilot in April 2014 in Texas
    - Building a criminal iris repository
    - Iris Enrollments
    - Iris Identification Search (IIDS)

Types of Reponses

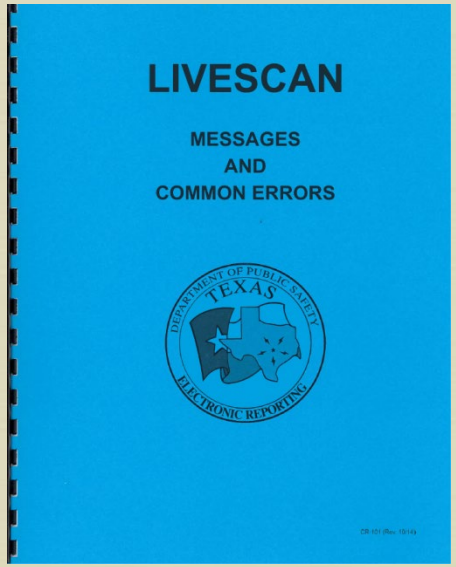

Types of Responses

- DPS Responses
  - **MAC – Accept:** A MAC message is used to advise the submitting agency of the acceptance of an arrest submission by the Texas DPS MBIS. This only means that the submission was accepted, but not processed yet.
  - **MID – Identification:** The Texas DPS MBIS will return identification information for the fingerprints submitted upon successful processing through the MBIS system. This message will include the response "Hit" or "No Hit". "Hit" indicates that the fingerprints matched an existing record in the DPS database, and the existing SID number is returned. "No Hit" indicates that the fingerprints did not match an existing record, and a new SID number has been assigned, if applicable based on the Type of Transaction (TOT) sent.

Types of Responses

- **MNC – Noncritical Error:** The Texas DPS MBIS performs quality assurance on the submitted records' data. This message is used to advise agencies regarding errors in submission that have been corrected at the Error Resolution Terminal (ERT). You can use the information returned in this message to verify the corrected data. No resubmission of the record is needed, and a MID message will follow.
- **MRJ – Reject:** The reject message is used to advise the submitting agency of errors or problems with the record submitted to the Texas DPS MBIS. In most cases, the record will need to be corrected and resubmitted before it will be accepted and processed through MBIS. A MRJ message will return an error code which can be used to verify and correct the record before resubmission.

Types of Responses

- FBI Responses
  - Submission Results – Electronic (SRE): This will contain a hit or no hit response from FBI. Search Result Findings = I is a hit response and N is a no hit response. If your livescan has the 2.070 RAP – Request for Electronic Rap Sheet populated you will received a rap sheet with your hit responses.
  - Ten Print Transaction Error (ERRT): This response means the record did not process and it will supply an error message in the MSG field stating why the record did not process.
- DHS/ICE Response
  - Submission Results – Electronic (SRE): This will contain a hit or no hit response from DHS/ICE. Search Result Findings = I is a hit response and N is a no hit response. Hit responses will include information for up to the last five (5) encounters.
  - Ten Print Transaction Error (ERRT): This response means the record did not process and it will supply an error message in the MSG field stating why the record did not process.

Livescan Dos and Don’ts

- **Dos**
  - Do check all return messages.
  - Do review reject messages, correct transaction, and resubmit.
  - Do use current version of offense codes.
  - Do transmit adult class C offenses.
  - Do use corresponding ADN for class C (233) and federal (234) offenses and Family Violence class C (235).
  - Do submit a new set of fingerprints for each arrest.
- **Don’ts**
  - Do not transmit out of state probation and paroles.
  - Do not resubmit any transactions; verify with DPS first (call 512-424-5248). For corrections or added charges use the CJIS site: https://cch.dps.texas.gov or fax to 512-424-2476.
  - Do not use offense code 99999999.
  - Do not submit Juvenile class C offenses.
  - Do not transmit a juvenile offense if the referral date is past 10 days.
  - Do not populate an arrest record with identification data base on a name search from a DL search.

Mobile ID

Mobile ID

Texas Mobile ID is a rapid search through DPS' fingerprint database using a minimum of two fingerprint images. This allows users to quickly assess the threat level of an encountered individual. Some of the record types that Mobile ID searches against are wanted persons, sex offender registration subjects, and known or suspected terrorists. Mobile ID responses should not be used solely to rely upon as a force of action for any law enforcement but to supply a possible link between submitted images and true identities that must be independently verified.

Mobile ID

- Devices
  - DPS will not supply Mobile ID devices or make recommendations on devices, however, DPS requires devices to adhere to national standards:
    - Incremental quality improvement – DPS will establish threshold quality criteria for the acquisition of new equipment (i.e. FAP of 30 or greater for new devices).
    - Backward Compatibility – DPS will grandfather existing devices that meet the minimum FAP of 10.
    - Interoperability – The DPS system will only accept image based searches – minutia based searches will not be supported.
    - Accuracy – in order to insure accuracy, DPS will require images captured by the devices to generate a minimum NIST Fingerprint Image Quality (NFIQ) score of 7 in order to be processed.
    - Finger selection - Mobile ID can accept between 2 and 10 finger searches. Recommended fingers are 2 and 7 (index fingers).

Mobile ID

- Services
  - DPS will provide access to the entire Texas criminal history file. The system will also have the ability to flag individuals of special interest.
  - Submissions will be processed in a "lights out" fashion without human intervention. Automated threshold scoring will determine match responses. Three types of responses will be available:
    - "Red" – A red response is a positive hit against a subject in the database.
    - "Yellow" – A yellow response is an indeterminate response. There can be up to two yellow responses per transaction. Additionally, yellow response will be accompanied by a photo of the candidate (if available and requested by submitter).
    - "Green" A green response is a no hit.
  - Submission response will be less than 1 minute (outside of network transport time).

Mobile ID

- RISC – FBI's Repository for Individuals of Special Concern
  - RISC contains fingerprint images for wanted persons, known / suspected terrorists (KST) and sexual offenders. Unlike the DPS system, the FBI criminal master file is NOT searched.
  - Like the DPS Mobile ID, RISC offers a rapid, lights out search of these records using less than 10 fingers (generally the two index fingers).
- Texas Mobile ID and RISC
  - Local law enforcement are able to submit a transaction in the standardized mobile ID format (TOT = RPIS) to DPS which will then search both DPS and the FBI. DPS makes a copy of the submission and forwards it to the FBI while at the same time, search the DPS database. The local law enforcement user will receive two response transactions (RPISR) – one from DPS and one from the FBI.

Additional Information

CJISJJIS Listserv

If you would like to subscribe to the CJISJJIS listserv, please follow these steps:

- Send an email to LISTSERV@LISTSERV.DPS.TEXAS.GOV. Make sure that:
  - The subject line is left blank.
  - The message body is clear/blank (including signatures).
  - In the message body type: SUBSCRIBE CJISJJIS FirstName LastName
- Once you have completed that, you will receive an email stating that "You are now subscribed to the CJISJJIS list."

Download training materials and reportable offense codes at:
http://www.dps.texas.gov/administration/crime_records/pages/cjisJJISInfo.htm

Contact Information

Contact the Field Support in your Region:

Region One
Drew Lambert
512-484-0980

Region Two
Jeff McIlhaney
979-255-2615

Region Three
Craig Lopez
512-424-7614

Region Four
Allante Smith
512-424-7618

Region Five
Orlando Gallegos
512-424-5539

Region Six
Aaron Bonner
512-424-5068

Region Seven
Austin Jordan
512-424-7953

Region Eight
Christopher Fiest
512-424-7792

Region Nine
Anna Gay
512-424-7552

Assistance Line:
512-424-2478

REGIONS

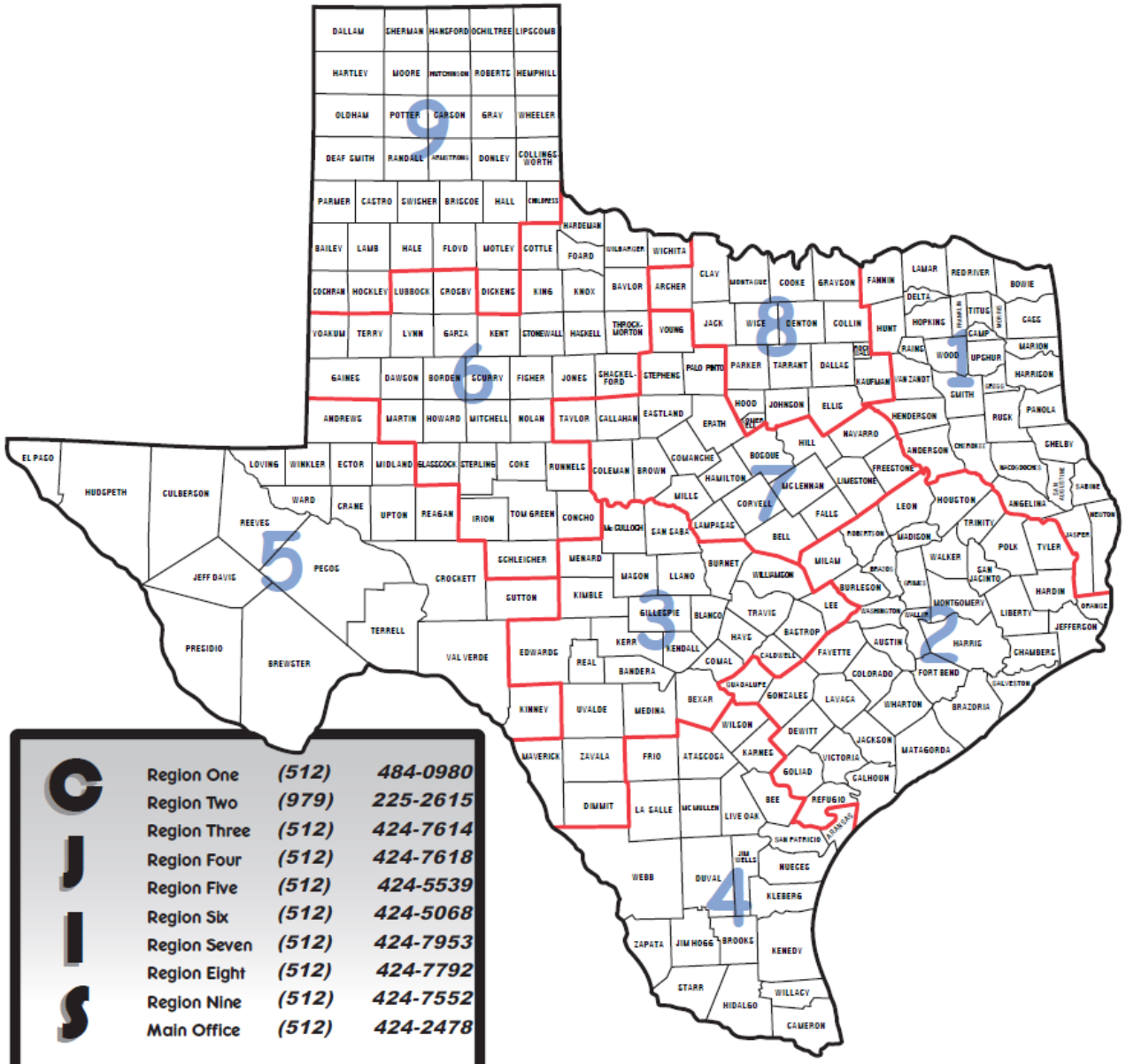

CJIS		
Region One	(512)	484-0980
Region Two	(979)	225-2615
Region Three	(512)	424-7614
Region Four	(512)	424-7618
Region Five	(512)	424-5539
Region Six	(512)	424-5068
Region Seven	(512)	424-7953
Region Eight	(512)	424-7792
Region Nine	(512)	424-7552
Main Office	(512)	424-2478

Contact Information

For additional assistance, contact the appropriate section below:

CJIS/JJIS Supplies
512-424-2367
512-424-5599 (fax)

Fingerprint Section
fp.processing@dps.texas.gov
512-424-5248

Error Resolution Section
error.resolution@dps.texas.gov
512-424-7256

Corrections
512-424-2476 (fax)

Livescan/Electronic Arrest Reporting (EAR)
livescan@dps.texas.gov
512-424-7026
512-424-7404

Electronic Disposition Reporting (EDR)
grp_CJIS_site@dps.texas.gov
512-424-2479
512-424-2500

DIC-17 Assistance
512-424-2031

DNA Kits
512-424-2387