



CR NEWS

Volume 13, Number 1

January – March



HIGHLIGHTS:

FBI Fingerprint Reject
Name Search Request
Guidelines
Pages 4-6

CJIS
Page 7

TCIC
Pages 9-10

SOR
Page 11

CR NEWS is published by the Texas Department of Public Safety. Comments, Suggestions and mailing list updates are welcome.

Contact:
CR News MSC 0230
Attn: Don Farris
PO Box 4143
Austin, TX 78765-4143
donald.farris@txdps.state.tx.us

Information Security News

Version 5 of the DPS Security Review Packet is now available for use and can be downloaded from the website at <http://www.txdps.state.tx.us/tcic2000project>; user id: tcic2000; password: mel18can2 (case sensitive). Many of the questions have been re-worded for clarity and to improve agencies' understanding of what we are looking for in the responses. Additionally, a sample packet based on version 5 is also available for your use. This sample packet reflects the types of answers that we are looking for in response to the questions. The size of the version 5 packet is about 750KB, down from 3MB, which also makes it more conducive to being submitted electronically by email. The security review process is a self-audit that is used to ensure compliance with the CJIS Security Policy and is required before an agency is allowed to switch to the new TLETS system. It is also required before making a major change to an agency's configuration, before moving to a new location, before connecting to TLETS for the first time, or every three years. We will continue to process older versions of the packet, but recommend using the newest due to the improved clarity of the questions.

In addition to a new version of the Security Review Packet and a new sample packet, several other pieces of additional information have recently been made available on the web site. There are new sets of sample floor plans and network diagrams. These are provided both as Visio (VSD) files as well as photo files (JPG's). This will allow you to bring them into an editor of your choice and modify them to suit your specific requirements. You can also use them as a guideline for the level of detail we require. These are not required to be done electronically and we will continue to accept hand drawn floor plans and diagrams. We also have added another Management Control Agreement (MCA) for your use. We now have an MCA for a dispatch center and also for technical services.

Continued on page 3

CRS DIRECTORY

CRS MANAGEMENT

David Gavin	Assistant Chief,	david.gavin@txdps.state.tx.us	512-424-2077
Mike Lesko	Deputy Administrator	mike.lesko@txdps.state.tx.us	512-424-2524
Alan Ferretti	Information Security Officer	alan.ferretti@txdps.state.tx.us	512-424-5686

ACCESS & DISSEMINATION BUREAU

Margie Kyser	Manager	margie.kyser@txdps.state.tx.us	512-424-2078
Baerbel Cleveland	Supervisor, Support	baerbel.cleveland@txdps.state.tx.us	512-424-2023
Elaine Smith	Supervisor, CHIU	elaine.smith@txdps.state.tx.us	512-424-5474
Assistance Line	Record Checks		512-424-5079
Assistance Line	Secure Site		512-424-2474

CRIMINAL HISTORY RECORD INFORMATION PROCESSING BUREAU

Angie Klein	Manager	angie.klein@txdps.state.tx.us	512-424-2471
Greg Easley	Assistant Manager	greg.easley@txdps.state.tx.us	512-424-7163
Holly Morris	Supervisor, Data Entry	holly.morris@txdps.state.tx.us	512-424-2154
Deborah Maldonado	Assistant Supervisor, ER	deborah.maldonado@txdps.state.tx.us	512-424-7253
Pat Molloy	Supervisor, Fingerprint	patricia.molloy@txdps.state.tx.us	512-424-2153
Debbie Parsley	Asst. Supervisor, Fingerprint	debbie.parsley@txdps.state.tx.us	512-424-5304
Maritia Priddy	LiveScan Coordinator	maritia.priddy@txdps.state.tx.us	512-424-2409
Eddie Contreras	CJIS Supervisor	eddie.contreras@txdps.state.tx.us	512-424-2479
Cheryl Sanchez	AFIS Assistant	cheryl.sanchez@txdps.state.tx.us	512-424-2089
Charlene Cain	CCH Internet Coordinator	charlene.cain@txdps.state.tx.us	512-424-2090
Ursula Cook	EDR Coordinator	ursula.cook@txdps.state.tx.us	512-424-2407

CRIME INFORMATION BUREAU

Randy Batten	Manager	randy.batten@txdps.state.tx.us	512-424-2734
Pam Pierce	TCIC Systems Analyst	pam.pierce@txdps.state.tx.us	512-424-2898
Michelle Farris	TCIC Operations Supervisor	michelle.farris@txdps.state.tx.us	512-424-7659
Diane Wells	TCIC Training Supervisor	diane.wells@txdps.state.tx.us	512-424-2982
Janet Raeke	TCIC Audit Supervisor	janet.raeke@txdps.state.tx.us	512-424-2897
Jill Gajkowski	TCIC Control Room Supervisor	jill.gajkowski@txdps.state.tx.us	512-424-2152
Toni Fairs-Coleman	Program Administrator, HEAT	toni.fairs-coleman@txdps.state.tx.us	512-424-2962
Rosemary Webb	Program Administrator, UCR	rosemary.webb@txdps.state.tx.us	512-424-2418
Linda Carter	Supervisor, UCR Clerical Supervisor	linda.carter@txdps.state.tx.us	512-424-3646
Tom Jenkins	Supervisor, UCR Field Reps	tom.jenkins@txdps.state.tx.us	512-424-2983
Pam Nickel	IBR Supervisor, UCR	pam.nickel@txdps.state.tx.us	512-424-2979
Vincent Castilleja	Sex Offender Reg. Coordinator	vincent.castilleja@txdps.state.tx.us	512-424-2279

CRS LEGAL STAFF

Louis Beaty	Manager	louis.beaty@txdps.state.tx.us	512-424-5836
-------------	---------	-------------------------------	--------------

CRS SUPPORT BUREAU

Desiree Taylor	Manager	desiree.taylor@txdps.state.tx.us	512-424-2968
Dan Conte	Court ID Project Manager	daniel.conte@txdps.state.tx.us	512-424-7137
Don Farris, Jr.	NIEM Project Manager	donald.farris@txdps.state.tx.us	512-424-7130
Lynn Suber	Budget Analyst	lynn.suber@txdps.state.tx.us	512-424-7793
Jennifer Norton	Billing Clerk	jennifer.norton@txdps.state.tx.us	512-424-2912

Darren Roberson	Fingerprint Card Supplies	Fax order form to 512-424-5599 Order Form located at ftp://crspub.txdps.state.tx.us/	
-----------------	---------------------------	---	--

Continued from page 1

The technical services MCA will be very helpful to those agencies that use city or county technical support as an aid in keeping their TLETS systems running. Another new addition is a monthly security awareness report for end users published by the SANS (SysAdmin, Audit, Network, Security) Institute at www.sans.org. It shows users what to look for and how to avoid *phishing* and other scams plus viruses and other *malware* using the latest attacks as examples. There are currently three issues posted. The January issue contains a list of internet security related terms and their meanings that will be of great use to you on your information security journey.

The old standard links are also still available – the complete text of the CJIS Security Policy for browsing or downloading, the detailed instructions for the security packet, and the list of upcoming training sessions that have been scheduled.

Currently the Information Security team is composed of a CJIS Information Security Officer, and three (3) technical auditors. Additionally, the team is augmented by a TCIC policy subject matter expert. Please feel free to contact us with any questions you may have on the security packet or any information security questions you may have.

Alan Ferretti	CJIS ISO	(512) 424-5686	alan.ferretti@txdps.state.tx.us
Justin Moore	Tech. Auditor	(512) 424-2937	justin.moore@txdps.state.tx.us
Miguel Scott	Tech. Auditor	(512) 424-7876	miguel.scott@txdps.state.tx.us
Latasha Watley	Tech. Auditor	(512) 424-7879	latasha.watley@txdps.state.tx.us



Alan Ferretti

Alan Ferretti currently serves as the CJIS Information Security Officer for the Texas Department of Public Safety and manages the team of CJIS Technical Auditors for the State of Texas. This appointment was preceded by two years as Application Supervisor for the Texas Crime Information Center and Computerized Criminal History databases for the State of Texas where he led a team of technical specialists. Alan currently serves on the FBI Security and Access subcommittee which reviews the security policy for current CJIS

Division computer systems as well as systems under development. Alan brings a wealth of diverse experience to the ISO position gathered from his more than 30 years of Information Technology experience including both managerial and technical expertise from the Banking, Oil Exploration, Medicare, Medicaid, and Government Electronics industries.

Texas Path to NIEM Update

The Crime Records Service has completed the National Information Exchange Model (NIEM) procurement process and is pleased to announce that UNISYS is the successful vendor. TXDPS, in partnership with the Department of Criminal Justice (DCJ) and the Office of Court Administration (OCA), and in coordination with the Texas Integrated Justice Information Systems (TIJIS) Advisory committee will work quickly to ensure that the first deliverable is completed by August 31, 2007 and the second deliverable by October 31, 2007. The NIEM Project calls for two (2) main deliverables. Deliverable One consists of a thorough review of the Texas Justice Initiative (TJI3) Plan. UNISYS, in conjunction with the NIEM Project Team will rewrite the plan that enables Texas state and local agencies to cooperatively reach NIEM compliance by creating a statewide NIEM infrastructure. Deliverable Two consists of an information exchange analysis using the Justice Information Exchange Model (JIEM) Tool, a gap analysis, and the creation of the Texas Justice Information Exchange Model (TJIEM). A thorough analysis will be performed on the identified exchanges using the JIEM Tool. This analysis will provide recommended additions, modifications, and deletions for the selected exchanges. A gap analysis will be performed to identify key data elements that are important to stakeholders. It will also be used to identify data inconsistencies, barriers, sharing and integration concerns. UNISYS will create a detailed reference model including all the identified exchanges and all the required JIEM and NIEM documentation. The end result will be up to twenty-eight (28) Information Exchange Packages Documents (IEPDs) meeting NIEM compliance for the State to implement and use.

FBI Fingerprint Reject Name Search Request Guidelines

Please be advised that the procedure for submitting Applicant Name Search Requests on Fingerprint Rejects has changed. Please fax FBI Name Search Request Forms directly to the FBI rather than sending them to DPS to forward. The FBI will fax the results directly back to you. Attached are instructions and a copy of the required CJIS Name Search Request Form that you must use. The fax number for the FBI Name Search Unit is 304-625-5102. The contact phone number is 304-625-9450. On occasion, the FBI may send you a faxed response stating that multiple candidates match your search criteria for your name search, please submit another fingerprint card. Be sure that the same ORI is used on this card as the original name submission. You must mail the new set of prints, along with a copy of the FBI response sheet and your original name search request to:

FBI Name Search Unit -SAT II

1000 Custer Hollow Rd.

Clarksburg, W.VA. 26306

An FBI name search request can only be submitted after the FBI has rejected the fingerprints twice. You will need to track these rejects and initiate the name search process. *Continued of page 5*

Continued from page 4

The FBI allows 1 year for the second fingerprint submission between the 1st and 2nd reject. FBI allows only 90 days for a name search request to be submitted after the second fingerprint reject. If you exceed these time requirements the fingerprint process must be started anew.

If you would like an e-mail copy of the form and instructions you may request it via e-mail at patricia.molloy@txdps.state.tx.us . Please feel free to call me if you have any questions regarding these new procedures at 512-424-2153.

CJIS Name Search Data Element Definitions

REQUESTOR INFORMATION

ORI: Enter your agency's complete ORI, any letters not capitalized will automatically do so once you tab to the next field. *If you are submitting a hard copy card to the NAME SEARCH UNIT at their request, be sure and have the same ORI on the card that was originally submitted.*

POC: Type in your name or that of the person the FBI should contact with questions or results.

Phone and Fax Numbers: Type in applicable numbers

Address of Requesting Agency: Type in your address

Fax or Mail Check Boxes: Either click on the correct box once you have finished typing in your address or tab to the correct box and then click.

SUBJECT INFORMATION

TCN's: Enter both 20-digit numbers, starting with IFCS

Name and Alias: Enter name (Last, First, Middle) and any aliases available

DOB: Can be entered with '-' or '/' and year can be either 2 digits or 4 digits

POB: State or country code is what is needed, will automatically change to all caps

Sex and Race: 1 space only, will change to capital letter

Height and Weight: 3 digits only, ex. 5 ft. 9 in = 509, if unknown enter 000

Eye and Hair: Enter partial or whole word, will capitalize 1st letter

SSN: 11 spaces maximum, if you want '-' you will have to enter them

CJIS Name Search Request Form

Please complete the attached form to request a name check. Please be advised that an individual's fingerprints must be rejected twice for technical issues prior to requesting a name check.

ORI of State/Federal/Regulatory Agency: _____

Your Agency's Point of Contact (POC) for the response: _____

Phone number of POC: _____

Fax Number of POC: _____

Address of Requesting Agency: _____

Transaction Control Number's (TCN) of subject's fingerprint submission:

1. IFCS _____

2. IFCS _____

Please fax ___ or mail ___ my response to this request

Subject of Name Check

Name: _____
(Last, First, Middle)

Alias: _____

Date of Birth: _____

Place of Birth: _____

Sex: ___ Race: ___ Height: ___ Weight: ___ Eyes: ___ Hair: ___

Social Security Number: _____

Miscellaneous Number: _____

State Identification Number: _____

OCA: _____

CJIS Office News

The CJIS office welcomes James McElroy, Jr. as the new Panhandle (Region 7) Field Representative. James comes to the CJIS office from the Crime Records Service Data Integrity Section. He is currently in training and is looking forward to visiting his region and meeting with all the Panhandle agencies. Welcome aboard James!

The CJIS Field Reps are available to come to your agency and provide CJIS/JJIS training with arrest, prosecutor and court information that is sent to DPS. The Field Reps can also assist you with Livescan training.

Do you know who your Field Representative is?

Northeast	Region 1	Shelia Bledsoe	903-797-6120
North Central	Region 8	Vacant	512-424-5067
Southeast	Region 2	Jeff McIlhaney	979-776-3167
South Central	Region 3	Cassandra Richey	512-424-7618
South	Region 4	JC Villanueva	512-424-5068
West	Region 5	Jim Merchant	512-424-7552
West Central	Region 6	John Morse	512-424-76 51
Panhandle	Region 7	James McElroy Jr.	512-424-7614

Also, the CJIS conference is fast approaching and presently we have approximately 260 attendees! There is still time and space available for YOU to register! [Visit http://www.txdps.state.tx.us/cjis/](http://www.txdps.state.tx.us/cjis/) for class and registration information or call 512-424-2478.

CJIS Website Updates

If your agency is authorized to receive notifications of Restricted/Unrestricted and Non-Disclosure Notices, you can receive daily updates if you register as a county user on our CJIS Site. Please contact Ursula Cook at ursula.cook@txdps.state.tx.us. Please provide the following information: Full Name, Office/Section, Email Address and Phone Number.

NCIC News

Violent Gang and Terrorist Organization File (VGTOF)

Based on the handling codes in the Violent Gang and Terrorist Organization File (VGTOF), a caveat advising law enforcement on how to handle an encounter with a terrorist subject is included in the NCIC query response "hit". Due to a request from the Terrorist Screening Center, NCIC VGTOF records containing Handling Code 4 were modified to reflect Handling Code 3, and the use of Handling Code 4 ceased on April 1, 2007. Questions regarding this change should be directed to the FBI's Lora L. Wright at (304) 625-2885.

Timely Entry of NCIC Records

Technical and Operational Update 03-2 (dated June 23, 2003) contained a policy change regarding the time frame in which an agency has to enter a record.

Per TOU 03-2:

To ensure maximum System effectiveness, NCIC 2000 records must be entered immediately when the conditions for entry are met, not to exceed 3 days, upon receipt by the entering agency. The only exceptions to immediate entry are when otherwise prescribed by federal law or when documentation exists to support delayed entry.

During the record review portion of the local law enforcement agency's audit, the TCIC auditors will compare the date of entry to the date of report/warrant/protective order and the date of last contact for missing persons and will assess compliance as part of the audit process. Agencies should be aware of records being re-entered after a purge or cancellation (i.e. original date of record 1-1-2000 with a date of entry of 1-1-2004...documentation showing "re-entry after purge" will suffice as a reason for the amount of time between date of record and date of entry).

It is important to note that the Adam Walsh Child Protection and Safety Act of 2006 (signed into law by President Bush) requires law enforcement agencies to enter juvenile missing persons within **two (2) hours** of receipt of the report for entry into TCIC/NCIC.

ORI Files

There are currently two ORI files that maintain Texas agency ORIs (originating agency identifier). One file is maintained within the state database (TLETS ORI file) and the other is the national file (NLETS ORION file). Texas agencies currently have the ability to modify their own agency's ORI on-line. Should the user agency want to modify the state's database, the user agency would utilize the message key MO (modify ORI). This will effect a change to the state's data pertaining to that agency's ORI. Should the user agency need to make a change to the NLETS ORION file, the user agency would need to utilize the message key TU (NLETS ORION Update). There may be instances where an agency will be unable to perform a modification in one or both of the ORI files for the ORI that they have specified. In these instances, contact is typically made with a representative from TCIC in Crime Records.

TCIC recently initiated the ORI validation process and took exhaustive efforts to ensure that all of the ORIs that needed to be in the state's file are, and that the data is correct according to the user agency. In an effort to maintain the integrity of this data, TCIC is requesting that any and all changes that need to be made into these files, which cannot be performed by the user agency, be forwarded to the TCIC Quality Control Analysts. Any requests for modification or to retire an agency ORI will require documentation, in the form of agency letterhead, to be forwarded to the two analysts on staff for processing. User agencies can email or call. Please email tcicqc@txdps.state.tx.us or the analysts can be reached by phone at: Carol Crowell at 512-424-5949 and Trevi Kelley at 512-424-5542.

TCIC Threat Against Peace Or Detention Officer Alert File

“As a law enforcement officer, my fundamental duty is to serve mankind; to safeguard lives and property; to protect the innocent against oppression or intimidation, and the peaceful against violence or disorder; and to respect the constitutional rights of all men to liberty, equality, and justice.” (Law Enforcement Code of Ethics)

Officers place themselves in harm’s way in order to uphold the above statement to maintain safety to the public. What can a law enforcement agency do to protect and serve the officer in the same way an officer protects and serve’s their community? Make use of the TCIC Threat Against Peace Or Detention Officer Alert File.

INTRODUCTION

In accordance with House Bill 776, this file was created to establish a database to collect threat information to help protect officers and to provide rapid, statewide access to information about threats made against Peace Or Detention Officers. This file is intended to be an alert for any officer(s) at risk due to a recorded threat by a known individual. **This is a TCIC only file.** A record in this file will be returned in response to a Persons inquiry (using either transaction code "QW" or "ZW" or "QOT").

Agencies may not use data received solely based on a Threat Against Peace Or Detention Officer query to populate another searchable database. This file merely serves as an alert to officers and to identify the agency to contact in order to verify an officer threat record.

A record entered in this file indicates a potentially dangerous individual, not necessarily a wanted person. No officer or agency may use a record in this file by itself to provide probable cause for an arrest without a warrant, probable cause in an affidavit for an arrest or search warrant, grounds of denial for a permit or other license, or reasonable suspicion to stop or detain an individual. An officer or agency **may only use** an officer threat record to take reasonable action to protect the officer or citizens, engage in a consensual citizen encounter, or to establish reasonable suspicion to frisk a suspect already stopped or detained for another independent reason.

An individual who is the subject of an entry into the Threat Against Peace Or Detention Officer File may request that the Director of DPS, or the Director's designee, or a court review the information to determine compliance with established rules.

INQUIRY

A record in the Threat Against Peace Or Detention Officer File will be returned in response to a Persons Inquiry (transaction code "QW" or "ZW"). The Threat to Peace Or Detention Officer Inquiry (transaction "QOT") may be used to access only the Threat Against Peace Or Detention Officer File. An inquiry of this type will display all data in the record whereas the "QW" or "ZW" search displays only certain data fields.

IMMEDIATE ENTRY

Under Government Code 411.048, a criminal justice agency must, upon determining that an individual has made a serious threat against an officer, immediately enter an electronic report of the threat into the DPS database (TCIC). *Continued on page 10*

Continued from page 9

A person who threatens a Peace or Detention Officer can be entered into this file at the discretion of the entering agency if the following criteria have been met:

The threat consists of an individual's expression of intent to inflict serious bodily injury or death on a Peace Or Detention Officer; and the threat is not from an anonymous source.

This file does not apply to every threat or offense targeting an officer or threats made by a group rather than an individual. Agencies may not submit an entry without proper criminal predicate directly related to the threat information supporting the record entry. The individual need not have been arrested for the threat being investigated or any other crime, as a predicate for submitting an entry into this file.

"PEACE OR DETENTION OFFICER" means a person elected, employed, or appointed as a Peace Or Detention Officer under Article 2.12, Code of Criminal Procedure, Section 51.212 or 51.214, Education Code, or other law. (*Texas Penal Code, Section 1.07(a)*)

SUPPLEMENTAL DATA

Texas direct TLETS member agencies may add supplemental data to a Threat Against Peace Or Detention Officer record using transaction codes "ENTA" or "ENTO" depending upon the type of additional identifier being added. Before a supplemental field may be entered for the subject who threatened the Peace or Detention Officer, data must exist in that field of the existing base record. If that field was not completed upon entry, a modification message (transaction code "MOT") must be used to add that field information to the base record before supplemental data can be added. Supplemental data cannot be modified. If there is an error in the supplemental data added to a base record, the supplemental data must be canceled and re-entered. Texas TLETS direct users cancel supplemental data using transaction codes "XNTO" and "XNTA" depending upon the type of additional identifier being canceled.

VALIDATION

Agencies that enter a Threat Against Peace Or Detention Officer record(s) are required to validate their entry within a five-year review period.

RETENTION

Records entered into this file will remain in TCIC indefinitely or until action is taken by the entering agency to remove the record.

SUMMARY

If the Threat Against Peace Or Detention Officer File is used correctly, it can help either prevent or warn officers from being injured or killed. The Threat Against Peace Or Detention Officer File is used as a "heads-up" type file, so that the officer can increase their awareness of the person they are dealing with, and to use more cautious tactics when dealing with this person. The file can be used as a way to flag communications to send another officer to assist (whether or not the contact officer requests it) on the call.

Sex Offender Registration (SOR) News

On July 27, 2006, the President signed H.R. 4472, the Adam Walsh Child Protection and Safety Act of 2006. This act amends the guidelines established for states who have a sex offender registration program.

Highlights of the Adam Walsh Act include:

- Establishes a tier system based on offense
- Expands the offenses required for registration
- Expands the requirement for registration for those offenses committed in jurisdictions to include state, local, tribal, foreign, military, or other criminal offense
- Requires registration for certain juveniles adjudicated of delinquent conduct
- Shortens the time period required for offenders to notify registries of changes in their status
- Expands the information a state registry is required to include in the registry
- Increases the length of duty for registration and has provisions for reduction in duration of the duty to register
- Verification requirements have been amended to include yearly, 6 month, and 3 month intervals
- Expands information accessible to the public
- Outlines community notification programs

While no legislation addressing all the aforementioned requirements was passed, the Crime Records Service is currently enhancing the Sex Offender Registration Database to meet some of the Walsh requirements. These enhancements will allow for more efficient and comprehensive reporting of registration information to the state registry. The database will also have a subscription service to allow individuals to receive e-mail notifications pertaining to certain offenders or registration related events.

State agencies involved with the Texas Sex Offender Registration Program will come together again to host a state wide conference on sex offender registration. Law enforcement agencies, district and county attorneys, district and county clerks, adult and juvenile probation and parole officers, judges and federal officials will have the opportunity to receive updated information and training pertaining to all aspects of the Texas Sex Offender Registration Program.

The 2007 State of Texas Sex Offender Registration Conference is scheduled for December 10-14th at the Hyatt Regency Hotel, Austin Texas. Please visit the conference web site at: www.txdps.state.tx.us/sorc or contact (512) 424-7454 for information pertaining to registration and accommodations. There is no registration fee to attend the conference, however, accommodations will be the responsibility of the attendee. Should you have any questions pertaining to the registration program, please contact our office at txsor@txdps.state.tx.us or (512) 424-2800 for assistance.

Uniform Crime Report (UCR) News

The 2007 mid-year deadline is fast approaching. All January-June UCR reports will be due before the end of July. If for some reason you will not be able to make the deadline, let your Field Representative or Tom Jenkins (512-424-2983), Field Representative Supervisor, know.

SUMMARY REPORTING

The UCR Section has implemented a new method for local users to report UCR Data. The new system does not replace the way UCR Summary forms are completed; it gives users another avenue to submit reports. Instead of transferring data to the printed UCR forms, data can now be entered online. If you choose to continue mailing in your reports, it would be helpful if you return all the forms you received in your packet.

To utilize the new system, you will need to register for access. Please follow the instructions below:

1. Please visit <http://secure.txdps.state.tx.us>
2. Proceed with the signup, click "New Account" located on the top left navigation bar.
3. Next, click the UCR option.
4. Click the Begin button. The system will then guide you through the signup process.
5. At the end be sure to print, sign and mail the user agreement to:

Uniform Crime Reporting
Texas Department of Public Safety
PO Box 4143
Austin, TX 78765

For agencies interested in electronic file submission of UCR data, please contact Pam Nickel at 512-424-2979. You may also fax your user agreement to 512-424-7164 as long as you mail the original.

NIBRS REPORTING

DPS has established a procedure for vendors to become certified for NIBRS reporting. Certified vendors have tested with a law enforcement agency and have met the criteria set forth on becoming a certified NIBRS agency. Those criteria are: submit 3 consecutive months of NIBRS data with an error rate of less than 4% and have the converted data compare to the submitted UCR summary report. If you utilize any of these vendors for your RMS, think about testing to become a Texas NIBRS agency. Currently, approximately 15% of Texas' population reports their UCR data by NIBRS. *Continued on page 13*

Continued from page 12

Do your part to make that percentage larger! You won't have to submit any more paper reports, except for the LEOKA. And yes, that means no more scantron family violence forms to fill out!! The following vendors have been certified for NIBRS reporting:

C I S (Computer Information Systems, Inc.)

Cardinal Tracking

Motorola (Crisnet)

Sungard H T E

I C S (Integrated Computer Systems)

Intergraph

Northrup Grumman Public Safety

KiCorp

New World Systems, Inc.

Q E D (Queues Enforth Development, Inc.)

Spillman Technologies

Compudyne (Tiburon)

Visionaire

Southern Software

TCIC Audit

During a local law enforcement agency's audit, TCIC Auditors review missing person and protective order records, in addition to the wanted and vehicles records. We also query CCH/III files during the pre-audit process, to obtain any additional information that needs to be added to an entry to aid in the recovery, location or apprehension of persons and items entered into the TCIC/NCIC system. This additional information includes: SID numbers, FBI numbers, AKAs, scars, marks and tattoos, social security numbers, MNU's, OLN's and dates of birth. Per the NCIC Operating Manual (page 2 of the introduction) all records must be kept accurate and up to date. It is imperative that agencies review BOTH the CCH (TCIC) and the III (NCIC) returns because one often contains different/additional information that can be used to pack a record. If we find information to be added, we compare the date of entry (as well as if the record has gone through any validations) and the date of CCH/III updates to determine if the information was available to the agency at the time of entry. If the information was available at the time of entry or validation, this will result in an error in the audit report. Also note that any time your agency is advised to add information from CCH/III that you know to be incorrect or that your agency can't verify, all we ask is that a phone call, teletype or email be sent advising why the information will not be added to the entry.

Help End Auto Theft (H.E.A.T.) News

The Automobile Theft Prevention Authority was established by Texas Revised Civil Statutes, Article 4413(37). This act of the 72nd legislature required the Authority to develop a state-wide automobile registration program to be administered by the Department of Public Safety. The goal of this program, known as Texas H.E.A.T. (Help End Auto Theft), is to help reduce auto theft in the state of Texas. It is our intent to have all agencies participate in the program. Please contact the H.E.A.T. Unit if you need any further information or have any questions. They can be contacted at either 888-447-5933 or HEAT@txdps.state.tx.us.

January-March 2007- Status.




Texas H.E.A.T. Program ATPA Board Meeting March, 2007

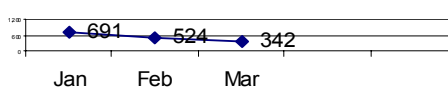


Statewide H.E.A.T. TCIC Registrations

Registrations Activated (Yearly) 2007



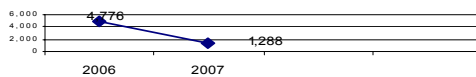
Registrations Activated 2007 (Monthly)



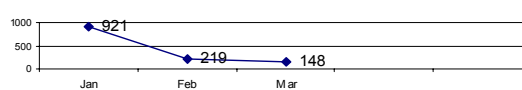
Totals represent those registrations activated in the Texas Crime Information Center (TCIC). Numbers are subject to change due to validation/purge/renewal.

Statewide Mail Order/Internet Registrations

Registrations Received (Yearly) 2007

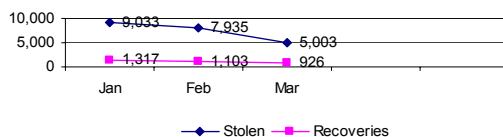


Registrations Received 2007 (Monthly)

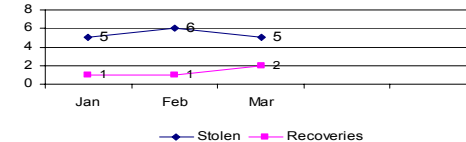


Non-H.E.A.T. vs. H.E.A.T. Registered Vehicles (Stolen and Recoveries)

2007 Non-H.E.A.T. Registered (Monthly)



2007 H.E.A.T. Registered (Monthly)



Above data does not represent Uniform Crime Reporting (UCR) statistics. H.E.A.T. VIN information was compared against the Texas Crime Information Center (TCIC) stolen and recovery transactions. Possible TCIC transaction errors could exist reflecting the individual TCIC system user and their knowledge of TCIC policy and procedures. Since there is no known measuring device to accurately designate the "reason" for these recoveries, a direct correlation between the H.E.A.T. Program and recovery data is not possible.

H.E.A.T. AGENCIES

As of March 2007

463

H.E.A.T. VEHICLES IN TCIC

As of March 2007

44,576

HOTLINE

Jan. 2007 - March 2007
Calls

1,012

TOP FIVE H.E.A.T. COUNTIES

TXDOT Registered Motor Vehicles over 100,000 as of Mar, 2007

TCIC Entries	Mail Order/Internet
1. Dallas	1. Bexar
2. Harris	2. Dallas
3. Bexar	3. Harris
4. Tarrant	4. El Paso
5. El Paso	5. Tarrant

TOP FIVE H.E.A.T. COUNTIES

TXDOT Registered Motor Vehicles under 100,000 as of Mar, 2007

TCIC Entries	Mail Order/Internet
1. Nueces	1. Hays
2. Victoria	2. Nueces
3. Hays	3. Victoria
4. Comal	4. Guadalupe
5. Limestone	5. Limestone

2006 TXDPS AFIS Latent Case Print Hits

<u>Offense</u>	<u>Remote Sites</u>	<u>Latent Print Section</u>	<u>Total</u>
Capital Murder	16	0	16
Homicide	55	11	66
Kidnapping	6	0	6
Sexual Assault	35	1	36
Agg. Assault	29	0	29
Drugs	19	17	36
Robbery	225	14	239
Auto Theft	238	20	258
Theft	126	27	153
Burglary	1,448	209	1,657
Forgery	156	24	180
Unk. Deceased	53	1	54
Miscellaneous	214	23	237
Total	2,620	347	2,967

CR News Online

The CR News can be accessed online! We encourage you to view and use the electronic version of the CR News online at:

www.txdps.state.tx.us/tcic2000project

User ID: tcic2000

Password: mel18can2

Once logged into the site, choose the "CR Newsletter" hyperlink to view/print current or archived issues of the CR News. New CR News issues are announced via the TLETS APB Summary.

Also you can view the CR News at www.txdps.state.tx.us. Select "Crime Records" from the "Top 10 DPS Links" and then choose "CR News" from the "CRS Links."

In 2008, the CR News will only be available by electronic means using the www.txdps.state.tx.us/tcic2000 project or www.txdps.state.tx.us site. From here you will be able to print a hard copy if you choose.