

WELCOME!

Thank you for being here today.

Class will begin promptly at the scheduled time.





LEEP / N-DEX / DATA BROKER



**LAW
ENFORCEMENT
ENTERPRISE
PORTAL (LEEP)**

WHAT IS LEEP?

A secure platform for access to web-based services via www.cjis.gov

- Single sign-on access to many different services.
- A portal providing access or links to other sites.
- A federated identity and access management system.





WHAT IS LEEP?

LEEP is composed of 2 different things:

1. Identity Providers

- The users who come to LEEP

2. Service Providers

- The databases and resources that users access through LEEP.

WHAT LEEP PROVIDES

- ❖ Free access to around 60 different services and databases with one username and password.
- ❖ About 45 of these are available to all users of LEEP while the rest are either hidden or not advertised and are based on attributes.
- ❖ Attributes are pieces of information about a user that is carried within your identity, such as name, email address, agency ORI, etc.

WHAT LEEP PROVIDES

These services and databases can provide agencies with priceless Criminal Justice resources for use during investigations.

Information can be shared and retrieved across jurisdictional boundaries

Accessed from any internet connection.

WHAT IS A SERVICE PROVIDER?

- Service Providers are agencies and organizations who provide access to their services and databases on LEEP through a secured connection.
- **Benefits:**
 - Access is done through an automated approval process.
 - LEEP promotes secure and consistent user access.
 - LEEP personnel will provide free marketing and advertising.



Service Providers Examples:

ViCAP

Use of Force

N-DEx

Justice Connect

FBI LEEP CONTACT INFORMATION



For more information or questions, you may reach out to the FBI LEEP team at: helpdesk@leo.gov

*Use of Force, LEOKA, UCR/NIBRS, and Law Enforcement Suicide Data

Stats are found in the Crime Data Explorer (CDE). Only agency specific statistics can be found in LEEP through those service providers.

WHAT IS AN IDENTITY PROVIDER (IDP)?



- IdPs are agencies who create, maintain, and manage the identity information for their users and authenticate the information to LEEP.
- Are typically large federal, state, or local agencies.

IDENTITY PROVIDER FOR TEXAS

- Local Texas LEA users are managed through Texas Department of Public Safety, the Identity Provider (IdP).
- Texas users can securely connect through their agency by clicking on a LEEP icon or a link on their system desktops or networks.
- **Federal Agencies** will contact www.CJIS.gov.

TxDPS does not oversee federal agencies.



TEXAS AGENCIES' REQUESTING LEEP ACCESS

To apply for a LEEP account, first check if your agency has a LEEP Agency Administrator (AA) by going to www.dps.Texas.gov/crs/leepadmins/

You will be able to search for your AA by entering your agency ORI or agency name.

LEEP AGENCY ADMINS

LEEP Agency Admins

Home

About

This page will allow you to search for a LEEP Agency Administrator (AA) by using your ORI or agency name. If you cannot find your AA, then you will need to contact the DPS LEEP Resources. [512 424-2091](tel:5124242091) leep@dps.texas.gov.

Enter ORI or Agency Name:

Search

TEXAS AGENCIES' REQUESTING LEEP ACCESS

1. If your agency has an AA, contact the AA and request that they create a LEEP account for you. (If you had a LEEP account with a previous agency, that account may be transferred to your new agency.)
2. If your agency does not have an AA, email our office at LEEP@dps.texas.gov

Agencies are required to have at least one LEEP Agency Administrator at their agency.

In your email:

1. Advise that you do not have a LEEP Agency Administrator
2. Provide agency's name
3. Provide agency's ORI

[CJIS Resources | Department of Public Safety \(texas.gov\)](#)

LOGGING INTO LEEP PORTAL

www.cjis.gov

LEEP
LAW ENFORCEMENT ENTERPRISE PORTAL

Enter your username:

Sign In

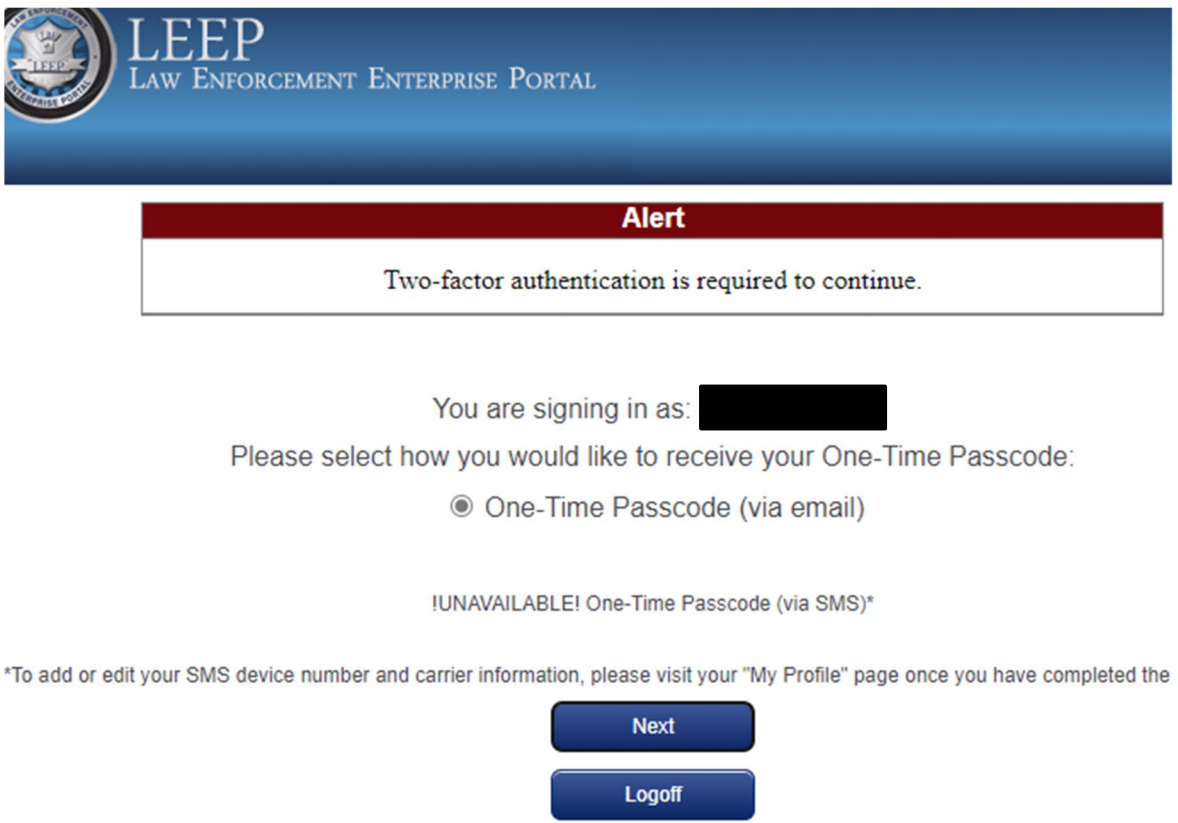
Forgot Password


Apply for an Account

Local Texas LEA users should NOT use the “Apply for an Account” button.

LOGGING INTO LEEP PORTAL

- You will be required to set up a two-factor authentication to continue into LEEP.
- The system will time out after just a few minutes of inactivity, and you will be required to log in each time.



 **LEED**
LAW ENFORCEMENT ENTERPRISE PORTAL

Alert

Two-factor authentication is required to continue.

You are signing in as: [REDACTED]

Please select how you would like to receive your One-Time Passcode:

One-Time Passcode (via email)

!UNAVAILABLE! One-Time Passcode (via SMS)*

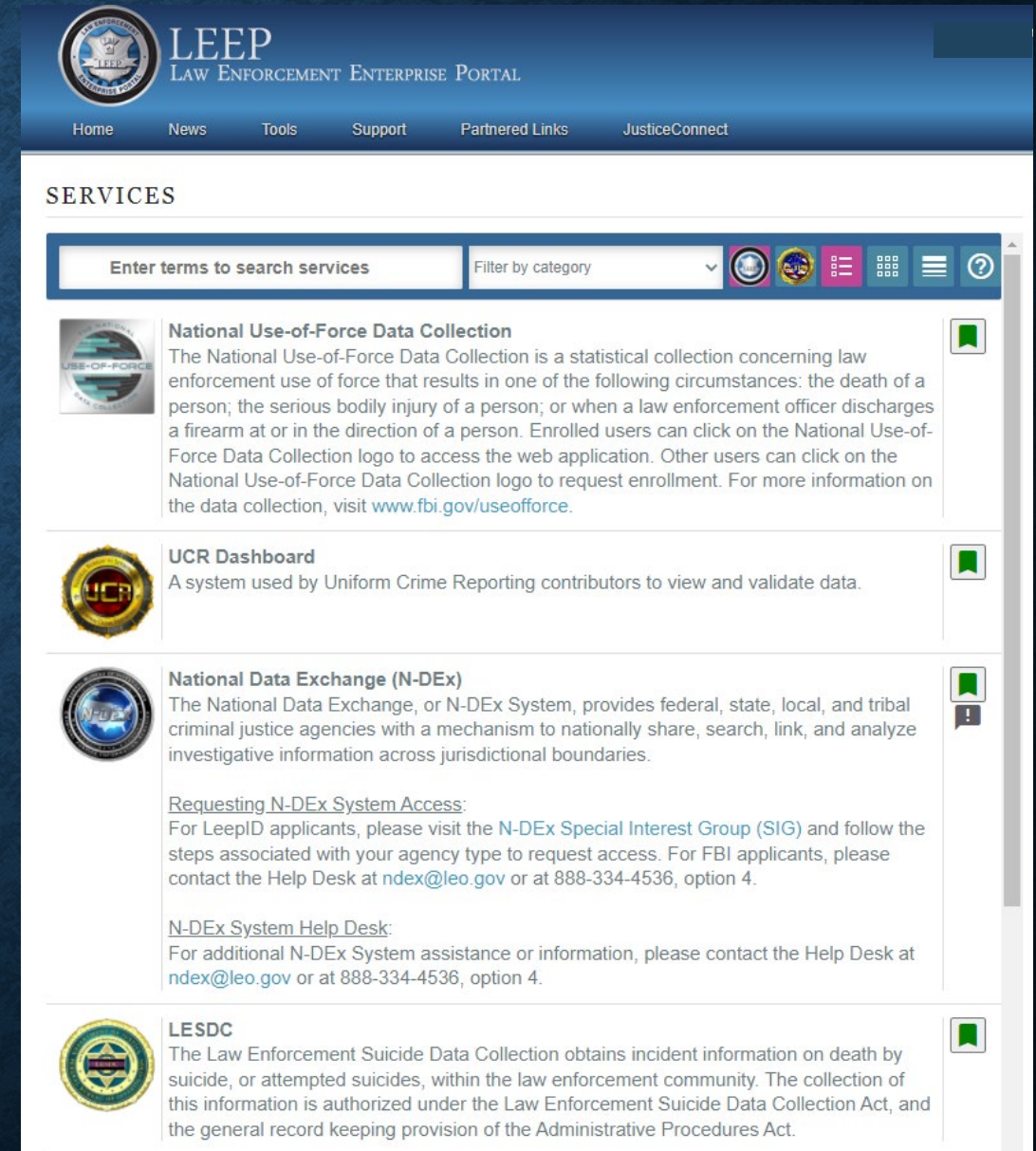
*To add or edit your SMS device number and carrier information, please visit your "My Profile" page once you have completed the

[Next](#)

[Logoff](#)

LEEP PORTAL

- After logging into LEEP, locate the service you are looking for and click on the icon.
- Access for services/databases withing LEEP will be a separate process/application.
- This is handled by that service provider/entity NOT through DPS LEEP.



The screenshot displays the LEEP Law Enforcement Enterprise Portal. At the top, there is a navigation bar with the LEEP logo and the text "LEEP LAW ENFORCEMENT ENTERPRISE PORTAL". Below the navigation bar, there are links for Home, News, Tools, Support, Partnered Links, and JusticeConnect. The main content area is titled "SERVICES" and features a search bar with the placeholder text "Enter terms to search services" and a "Filter by category" dropdown menu. To the right of the search bar are several icons representing different services. Below the search bar, there is a list of services, each with a circular icon, a title, and a brief description. The services listed are:

- National Use-of-Force Data Collection**: The National Use-of-Force Data Collection is a statistical collection concerning law enforcement use of force that results in one of the following circumstances: the death of a person; the serious bodily injury of a person; or when a law enforcement officer discharges a firearm at or in the direction of a person. Enrolled users can click on the National Use-of-Force Data Collection logo to access the web application. Other users can click on the National Use-of-Force Data Collection logo to request enrollment. For more information on the data collection, visit www.fbi.gov/useofforce.
- UCR Dashboard**: A system used by Uniform Crime Reporting contributors to view and validate data.
- National Data Exchange (N-DEx)**: The National Data Exchange, or N-DEx System, provides federal, state, local, and tribal criminal justice agencies with a mechanism to nationally share, search, link, and analyze investigative information across jurisdictional boundaries.
Requesting N-DEx System Access:
For LeepID applicants, please visit the [N-DEx Special Interest Group \(SIG\)](#) and follow the steps associated with your agency type to request access. For FBI applicants, please contact the Help Desk at ndex@leo.gov or at 888-334-4536, option 4.
N-DEx System Help Desk:
For additional N-DEx System assistance or information, please contact the Help Desk at ndex@leo.gov or at 888-334-4536, option 4.
- LESDC**: The Law Enforcement Suicide Data Collection obtains incident information on death by suicide, or attempted suicides, within the law enforcement community. The collection of this information is authorized under the Law Enforcement Suicide Data Collection Act, and the general record keeping provision of the Administrative Procedures Act.

LEEP PORTAL

- Prioritize frequently used services to appear at the top
- Other service information is also located to the far right:
 - **Yellow triangle** – Maintenance Info.
 - **Single chat bubble** – notates special access requirements.
 - **Double chat bubble** – shortcut to Justice Connect Community

The screenshot shows the LEEP Law Enforcement Enterprise Portal. At the top, there is a navigation bar with links for Home, News, Tools, Support, Partnered Links, and JusticeConnect. Below this is a search bar with the text "Enter terms to search services" and a "Filter by category" dropdown. The main content area is titled "SERVICES" and lists several services:

- National Use-of-Force Data Collection**: A statistical collection concerning law enforcement use of force. A green arrow points to a green double chat bubble icon on the right side of the card.
- UCR Dashboard**: A system used by Uniform Crime Reporting contributors to view and validate data. A green double chat bubble icon is on the right.
- National Data Exchange (N-DEx)**: Provides federal, state, local, and tribal criminal justice agencies with a mechanism to nationally share, search, link, and analyze investigative information. A yellow triangle icon, a red single chat bubble icon, and a purple double chat bubble icon are on the right side of the card.
- LESDC**: The Law Enforcement Suicide Data Collection obtains incident information on death by suicide, or attempted suicides, within the law enforcement community. A green double chat bubble icon is on the right.

LATEST NEWS

Contains news from LEEP and LEEP partners regarding Tech Alerts, Virtual Trainings, Partner news, etc.

This is where you can find virtual training information for LEEP and N-DEx

The screenshot displays the LEEP Law Enforcement Enterprise Portal. The top navigation bar includes the LEEP logo, a search bar, and a 'Log Out' button. Below the navigation bar, there are links for Home, News, Tools, Support, Partnered Links, and JusticeConnect. The main content area is titled 'SERVICES' and features a search bar with the text 'Enter terms to search services' and a 'Filter by category' dropdown. A green arrow points from the 'SERVICES' header to the 'LATEST NEWS' section on the right. The 'LATEST NEWS' section is highlighted with a red border and contains the following items:

- LEEP Maintenance - March 9th**
Feb 28, 2023
- Found a lead? Solved a crime? Made an arrest?**
Feb 24, 2023
- N-DEx Training: March Schedule**
Feb 22, 2023
- March Speaker Series: ViCAP**
Feb 21, 2023
- LEEP 101: Register Now to Attend**
Jan 19, 2023

Below the news items is a 'READ MORE' link and a 'FEATURED SERVICE PROVIDERS' section. The featured provider is the 'SORNA Exchange Portal', which includes a navigation bar with numbers 1 through 6 and a 'SORNA Exchange Portal' title. The description states: 'The SORNA Exchange Portal is an online information sharing system for SORNA jurisdictions (states, tribes, territories, and DC). The portal facilitates the sharing of sex offender registration information between SORNA jurisdictions, and is only accessible by sex offender registry officials and authorized criminal justice...

LEEP and Justice Connect

Justice Connect – Available to all LEEP users!

- Allows users across agencies and jurisdictions to communicate, collaborate, and interact with each other through communities of interest, file sharing, blogs, forums, and chats.
- Create and join communities of interest similar to groups on Facebook
- Over 1,000 communities available!

LEEP and Justice Connect



JusticeConnect is an UNCLASSIFIED information system. Any Classified information that is found within should be reported immediately to 888-334-4536 or helpdesk@leo.gov



Violent Criminal Apprehension Program

Welcome to Violent Criminal ...

Hub and Spoke Agencies

ViCAP Alerts Portal

Share Your ViCAP Success Story

Texas ListServ Emails

ViCAP Tips

Elements of ViCAP Web Upgra...

Index

Trash

Tags ?

Find a Tag

assault homicide missing rape
remains serial sexual unidentified
violent

Cloud | List

You are in: [Violent Criminal Apprehension Program Wiki](#) > Welcome to Violent Criminal Apprehension Program

Welcome to Violent Criminal Apprehension Program

7 Like | Updated 8/2/22 at 3:12 PM by [Graham, Nathan S.](#) | Tags: [assault](#), [homicide](#), [missing](#), [rape](#), [remains](#), [serial](#), [sexual](#), [unidentified](#), [violent](#)

Page Actions

You are currently viewing the NEW ViCAP JusticeConnect Community page.

[Go to the ViCAP National Crime Database.](#)

To request access to the ViCAP database, please send an email to vicap@fbi.gov.

FBI: Behavioral Analysis Unit 4

Violent Criminal Apprehension Program



Now Available: [ViCAP User's Guide 9.4.1.1](#)



ViCAP Training Video



ViCAP Promotional Video

LEEP and Justice Connect



Violent Criminal Apprehension Program

OVERVIEW RECENT UPDATES STATUS UPDATES MEMBERS EVENTS FILES **WIKI** FORUMS BOOKMARKS

Welcome to Violent Criminal A...

Hub and Spoke Agencies

ViCAP Alerts Portal

Share Your ViCAP Success Story

Texas ListServ Emails

ViCAP Tips

Elements of ViCAP Web Upgra...

Index

Trash

Tags

Find a Tag

assault homicide missing rape
remains serial sexual unidentified
violent

Cloud | List

You are in: [Violent Criminal Apprehension Program Wiki](#) > Texas ListServ Emails

Texas ListServ Emails

1 Like | Updated March 31, 2021 by [Corrigan, Amanda Ryane](#) | Tags: None

Page Actions

- [Email01.pdf](#) - 10/07/2019 (Molly Jane's Law Links)
- [Email02.pdf](#) - 11/26/2019 (Pseudonyms)
- [Email03.pdf](#) - 12/18/2019 (Victim Names in Narrative)
- [Email04.pdf](#) - 01/16/2020 (Unfounded Cases)
- [Email05.pdf](#) - 03/31/2020 (LEEP Timeout: Mitigation Options)
- [Email06.pdf](#) - 05/21/2020 (Case Data Entry Guidelines)
- [Email07_UncoopVic \(1\).pdf](#) | [View Details](#) - 03/09/2021 (Uncooperative Victims Cases)
- [Email08_DeleteDraftCases.pdf](#) | [View Details](#) 03/29/2021 (No Delete Draft Cases)

[Comments \(0\)](#) [Versions \(12\)](#) [Attachments \(4\)](#) [About](#)

There are no comments.



NATIONAL DATA EXCHANGE

N-DEX

WHAT IS N-DEX?

✓ Online National investigative data sharing system. FBI built.

✓ State, local, tribal, regional, and federal data.

✓ Available 24/7 from any secure internet-capable device.

✓ Data covers the entire life cycle, from initial contact to release from prison.

✓ No fee service.

The screenshot displays the N-DEX web application interface. At the top, there is a navigation bar with links for Search, Batch Search, Subscription, Notification, Collaboration, Management, User Feedback, and Preferences. Below this, a sidebar on the left contains various filter categories: Search Attributes, Federated Data Sources, N-DEX Filters, and Results. The main content area features the N-DEX logo and a search form with fields for Name (First, Middle, Last), Date of Birth (mm/dd/yyyy), Current Age (yrs. ± yrs.), SSN, Driver's License (ID, State), Location (City, State), and Identifiers. There are also buttons for 'Search' and 'Remove All'.

THE N-DEX PROVIDES CENTRALIZED, "ONE-STOP SHOPPING" FOR INVESTIGATORS, ANALYSTS, AND CRIMINAL JUSTICE PROFESSIONALS.



Arrest



Federal Case



Incarceration



Traffic Citation

WHAT THE SYSTEM CAN DO...



Investigations

Background
Checks

Cops hiring
Cops

Search Large #'s of names
(Batch Query)

Deconfliction

Generate leads
"connect the dots"

Monitor Subjects
(Subscription)

WHAT WE SHARE

THIS INFORMATION SYSTEM IS ACCREDITED TO PROCESS

UNCLASSIFIED

FOR AUTHORIZED PURPOSES ONLY

Incidents	Incarcerations
Arrests	Probation
Bookings	Parole
Holdings	Warrant Investigations
Federal Case Reports	Service Calls

**N-DEx does not contain criminal intelligence data,
as defined by Title 28, Code of Federal
Regulations (C.F.R.), Part 23**

FEDERAL DATA CONTRIBUTORS

- **DEA** Closed NADDIS records
- **BOP** Inmate Management records
- **ATF** Information on Persons denied a firearm per the Brady Law Case records with subjects of interest (closed cases)
- **FBI** Case records (open and closed)
- **USMS** Case records (open and closed)



FEDERATED DATA SOURCES

- **United States National Central Bureau (USNCB)**
INTERPOL
 - Wanted Subjects, Gang Members, Stolen/Lost Travel Documents (visas, passports, etc.)
- **Department of Homeland Security (DHS)**
 - The Treasury Enforcement Communication System (TECS)
 - Enforcement Case Tracking System (ENFORCE)
- **Next Generation Identification (NGI)**
 - Images – Scars, Marks, Tattoos, and Face
- **Innocence Lost**
 - Data entered on child prostitution investigations


The screenshot displays a web application interface with a navigation bar at the top containing tabs for 'Main', 'History', 'Searches', 'Records', and 'Topics'. Below the navigation bar, there are two main sections:

- Search Attributes:** This section contains two required fields. The first is 'Search Purpose (Required):' with a dropdown menu currently showing '- Select Search Purpose -'. The second is 'Search Reason (Required):' with an empty text input field.
- Federated Data Sources:** This section shows a tree view of data sources. The root is 'Federated Data Sources', which branches into 'CJIS Systems' and 'Partner Systems'. Under 'Partner Systems', there are four listed sources: 'DHS', 'Innocence Lost', and 'USNCB INTERPOL Wash'. A 'tips...' link is visible in the top right corner of this section.

N-DE_x DATA ACCESS AGREEMENT

- When accessing N-DE_x for the first time and every year after the N-DE_x Data Access Agreement will have to be affirmed.
- The Policy Manual (located in Resources) provides more information.

N-DE_x Data Access Agreement



Welcome to N-DE_x!

N-DE_x Data Access Agreement

System Use Notification

The Federal Bureau of Investigation's (FBI) National Data Exchange (N-DE_x) contains criminal justice information obtained by criminal justice agencies in connection with their official duties administering criminal justice. N-DE_x system access is restricted to criminal justice agencies and agencies performing the administration of criminal justice. Personnel engaged in the following activities may be granted access to N-DE_x consistent with state laws: Law enforcement investigations, Pretrial release investigation, Intake investigation, Correctional institution investigation, Pre-sentence investigation, Supervision investigation, Criminal justice employment background checks, Data administration/management, and Training*.

*Training is considered to be an acceptable use of N-DE_x, so long as it does not include curiosity searches, browsing, or self-queries. For example, celebrities, neighbors, friends, family members or associates.

N-DE_x system usage is monitored, recorded, and subject to audit. The FBI Criminal Justice Information Services (CJIS) Division conducts compliance audits, including review of user access and N-DE_x transactions, in addition to maintaining an audit trail of each disclosure and receipt of N-DE_x data. Therefore, all N-DE_x searches must provide a Use Code and search reason identifying why the search was performed. It is recommended unique information, e.g., incident number, arrest transaction number, booking number, project name, description, etc., be entered to assist the user in accounting for appropriate system use for each transaction. The following Use Codes are considered acceptable when searching N-DE_x:

Administrative Use Code "A": Must be used when N-DE_x is utilized by a record-owning agency to retrieve and display N-DE_x contributed records in association with performing the agency's data administration/management duty. Responses for this purpose shall not be disseminated for any other reason and are limited.

User Confirmation
As a user accessing criminal justice information via N-DE_x:

You must prior to reliance or action upon, obtain terms of use and verify the N-DE_x information with the record-owning agency.

N-DE_x Example: Advanced Permission and Verification Requirement
A detective of the Springfield Police Department queried the N-DE_x system, which produced a result containing information pertinent to the department's on-going investigation. The detective contacted the record-owning agency to discuss utilizing the information in the department's investigation, verify the relevancy of the information and request any other information the record-owner deemed applicable. The detective then utilized the information as authorized by the record-owning agency.

You consent to having your system usage monitored, recorded, and subject to audit.

N-DE_x Example: Use of N-DE_x Audit Logs
A state CJIS Systems Officer (CSO) contacted a local police department regarding potentially inappropriate use of the N-DE_x system using the local department's Originating Agency Indicator (ORI). The state CSO identified the potentially inappropriate use by processing an audit report within the N-DE_x system, which identified the user, agency, identity provider, search request, search reason and use code. The state CSO partnered with the local police department and reviewed their findings with the agency and their users. The discussion resulted in the CSO's suspicion being confirmed and the user's actions were corrected.

You must adhere to the CJIS Security Policy, CJIS User Agreement, N-DE_x Policy and Operating Manual, any applicable leveraged CJIS System of Services operating procedures or policies, and any applicable CJIS Systems Agency requirements.

N-DE_x Example: Training provided by a state CSO & Local Police Department
A local police department with a staff of 20 sworn law-enforcement officers and 15 support personnel partnered with the state CSO to implement security awareness training and required all staff to complete this training upon assignment and every two years thereafter. The local police department scheduled the sworn law-enforcement training to coincide with their N-DE_x training. The local police department maintained the training records and provided reporting to the state CSO to help it ensure compliance with the CJIS Security Policy.

User Authentication
Your affirmation indicates your understanding, agreement to and acceptance of the N-DE_x Data Access Agreement, policies and information contained herein.

I AFFIRM

N-DE_x SYSTEM MESSAGES

UNCLASSIFIED

N-DE_x System Messages



N-DE_x System Data Administrators: If you are experiencing errors, please contact the N-DE_x Program Office (ndex@leo.gov or 304-625-0555) for assistance with your administrative duties.

Helpdesk - (304) 625-4357

Training ▾ Resources ▾ Tactical View Messages Sign Out

Search Batch Search Subscription Notification Collaboration Management ▾ User Feedback Preferences

Main History Searches Records Topics

Search Attributes

Search Purpose (Required):
- Select Search Purpose - ▾

Search Reason (Required):

Federated Data Sources

[tips...](#)

- Federated Data Sources
- + CJIS Systems
- + Partner Systems

N-DE_x Filters

[clear filters](#)

N-DE_x

[Keyword Search](#) | [Person Search](#) | [Vehicle Search](#) | [Telephone Search](#) | [Address Search](#) | [More Searches ▾](#)

Keywords:

[Search Tips...](#) [Show Advanced Options](#)

Search

Reset

N-DE_x TRAINING

UNCLASSIFIED

N-DE_x System Messages

N-DE_x System Data Administrators: If you are experiencing errors, please contact the N-DE_x Program Office (ndex@leo.gov or 304-625-0555) for assistance with your administrative duties.

Helpdesk - (304) 625-4357

Training ▾ Resources ▾ Tactical View Messages Sign Out

Search Batch Search Subscription Notification Collaboration Management ▾ User Feedback Preferences

Main History Searches Records Topics

Search Attributes

Search Purpose (Required):

- Select Search Purpose - ▾

Search Reason (Required):

Federated Data Sources

[tips...](#)

Federated Data Sources

+ CJIS Systems

+ Partner Systems

N-DE_x Filters

[clear filters](#)

N-DE_x

 Keyword Search

 Person Search

 Vehicle Search

 Telephone Search

 Address Search

 More Searches

Keywords:

[Search Tips...](#)

[Show Advanced Options](#)

Search

Reset

Quick Reference ▾

Training CBTs ▾

Video Tutorials ▾

Audit

Batch Search

CSO Training Admin

CSO User Admin

Preferences

Search

Setting Sharing Policy

Subscription

System Tour

N-DE_x RESOURCES

UNCLASSIFIED

N-DE_x System Messages



N-DE_x System Data Administrators: If you are experiencing errors, please contact the N-DE_x Program Office (ndex@leo.gov or 304-625-0555) for assistance with your administrative duties.

Helpdesk - (304) 625-4357

Training ▾ Resources ▾ Tactical View Messages Sign Out

Search Batch Search Subscription Notification Collaboration Management ▾ User Feedback Preferences

Main History Searches Records Topics

Search Attributes

Search Purpose (Required):

- Select Search Purpose - ▾

Search Reason (Required):

Federated Data Sources

[tips...](#)

Federated Data Sources

+ CJIS Systems

+ Partner Systems

N-DE_x

Keyword Search Person Search Vehicle Search Telephone Search Address Search More Search

Keywords:

[Search Tips...](#) [Show Advanced Options](#)

Search

Reset

- N-DE_x Overview
- Data Contributors
- Policy Manual
- Success Stories
- Access Guide
- User's Guide
- Administrator's Guide

N-DE_x PREFERENCES (YOUR PROFILE)

UNCLASSIFIED


Helpdesk - (304) 625-4357

Search Batch Search Subscription Notification Collaboration Management ▾ User Feedback Preferences

 Save

 My Profile

 General

 Search Filters

 Training

Profile

Name:	Donald Glover
User ID:	TDEXDONALD.GLOVER
Agency Name:	TX Dept Safety Data Exchange
Agency ORI:	TX000X00X
Department:	null
Address:	Not Provided Not Provided Not Provided Not Provided
Work Telephone Number:	(512) 424-2754
Email Address:	donald.glover@dps.texas.gov

N-DE_x PREFERENCES (TRAINING)

UNCLASSIFIED

Helpdesk - (304) 625-4357

Search Batch Search Subscription Notification Collaboration Management ▾ User Feedback Preferences

 Save

 My Profile

 General

 Search Filters

 Training

Assignments

Course ▲	Status	Expiration Date
N-DE _x Data Access Agreement		02/08/2020
Policy CBT		N/A

DPS CONTACT INFORMATION



Email: LEEP@dps.texas.gov

Email: TDEX@dps.texas.gov

Phone #: [512-424-2091](tel:512-424-2091)



[CJIS Resources](#) | [Department of Public Safety](#)
(texas.gov)

DATA BROKER



DATA BROKER

- Data Broker is an avenue of ingesting data and dispersing that data according to whether it's N-DEx or NIBRS.
- Data Broker will take both N-DEx and NIBRS data via XML format.
- Benefits of submitting to the Data Broker are it's a one stop shop, creating one file, uploading it at one location while completing both the N-DEx and NIBRS submissions.
- Utilizing the Data Broker, will alleviate you from having to create multiple files and upload into multiple locations.
- You will be sharing valuable data to support investigations all with one process.

DATA BROKER

If your agency is interested in utilizing the Data Broker and would like more information, visit our Texas DPS website,

[Texas Data Exchange \(TDEx\) | Department of Public Safety,](#)

OR

email our general email at

DataBroker@dps.texas.gov

OR

NIBRS@dps.texas.gov to request more information



RECAP

- LEEP is a secure platform for access to web-based services via www.cjis.gov and is a single sign-on to access the many different services.
- LEEP is composed of 2 main things. The Service Providers, who provide the services users can access in LEEP, as well as the Identity Providers who create, maintain, and manage the identity information for users in LEEP.
- N-DEx is an online investigative information sharing system and is available 24/7 from a secure internet connection.
- N-DEx is accessed through LEEP and provides centralized “One stop shopping” for investigators, analysts, and Criminal Justice Professionals.
- Data Broker will take both N-DEx and NIBRS data via XML format.

REVIEW

1. T/F = LEEP is a single sign-on to access many different services
 - Answer: True
2. T/F = Users need to affirm the N-DEx Data Access Agreement every year after your first sign-on.
 - Answer: True
3. Yes or No = Data Broker will take both N-Dex and NIBRS data via XML format?
 - Answer: Yes



THANK
YOU

Compliance and Training Bureau
Training Team

Uniform Crime Reporting

IBR

Texas Department of Public Safety

512-424-2091

NIBRS@dps.texas.gov
IBR.Training@dps.texas.gov

