



# Welcome!

Thank you for being here today.  
Class will begin promptly at the scheduled time.





# NIBRS Overview

## UCR reporting



# UCR Region & County Map

5 - Panhandle

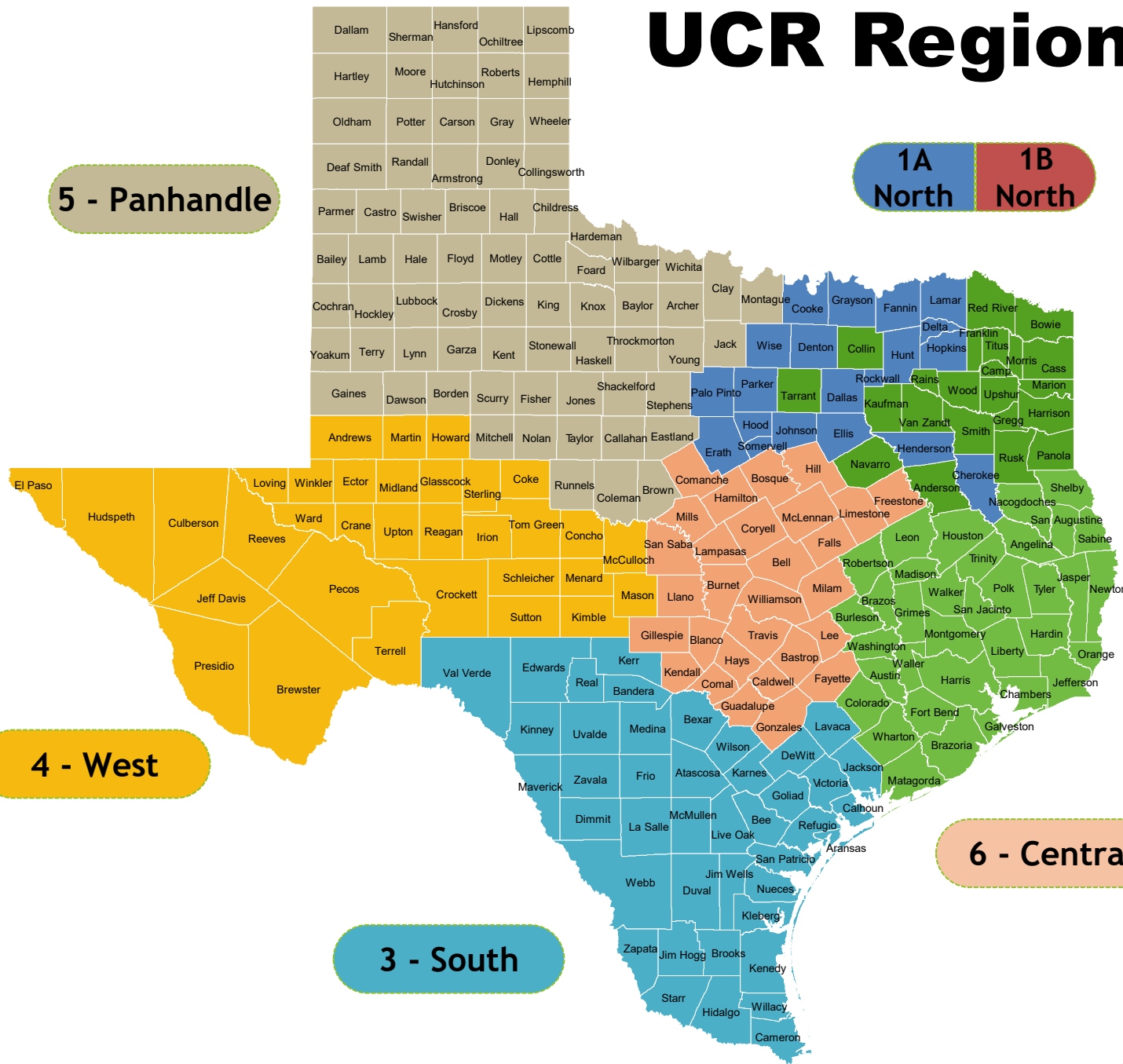
1A North 1B North

2 - East

4 - West

6 - Central

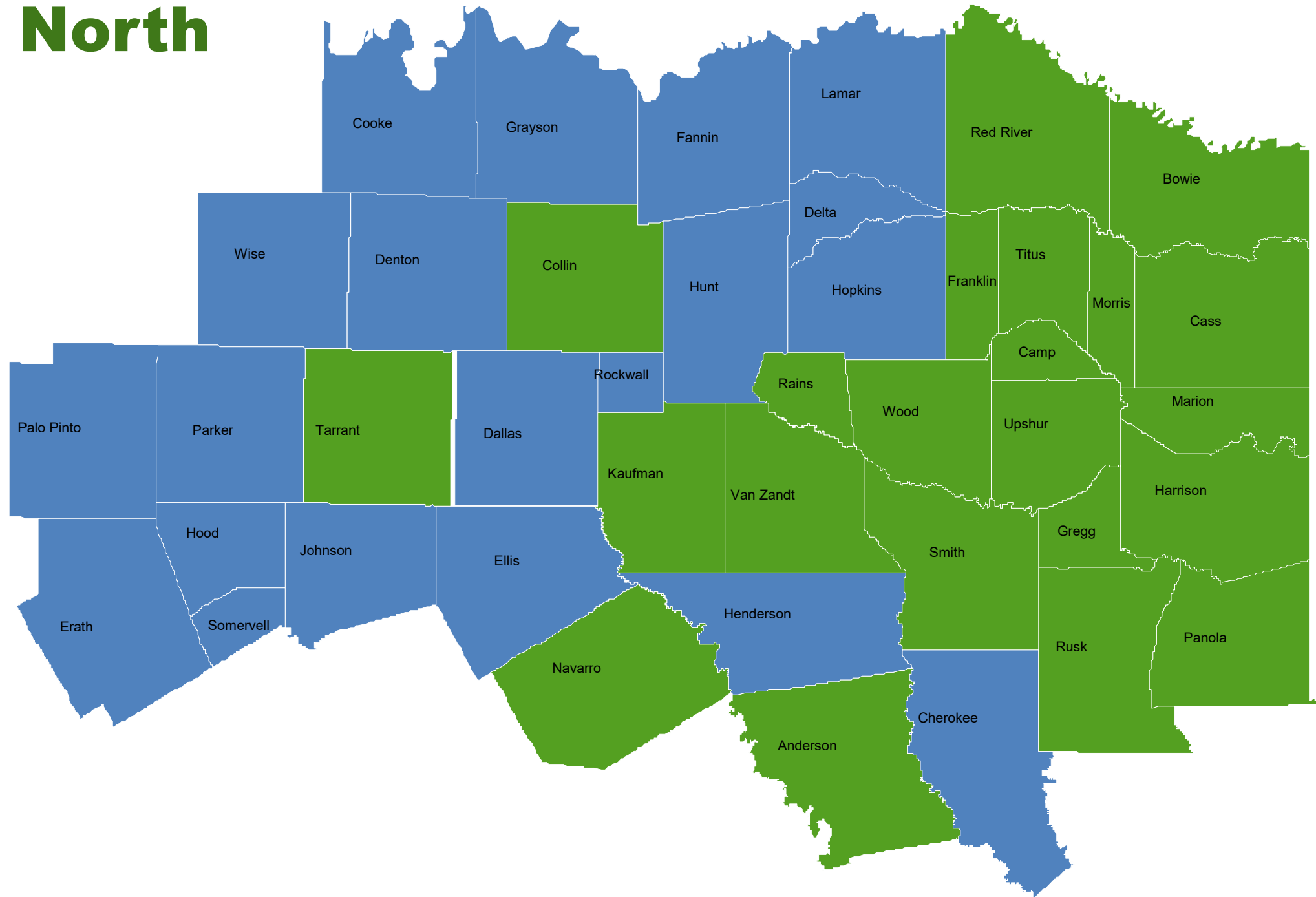
3 - South

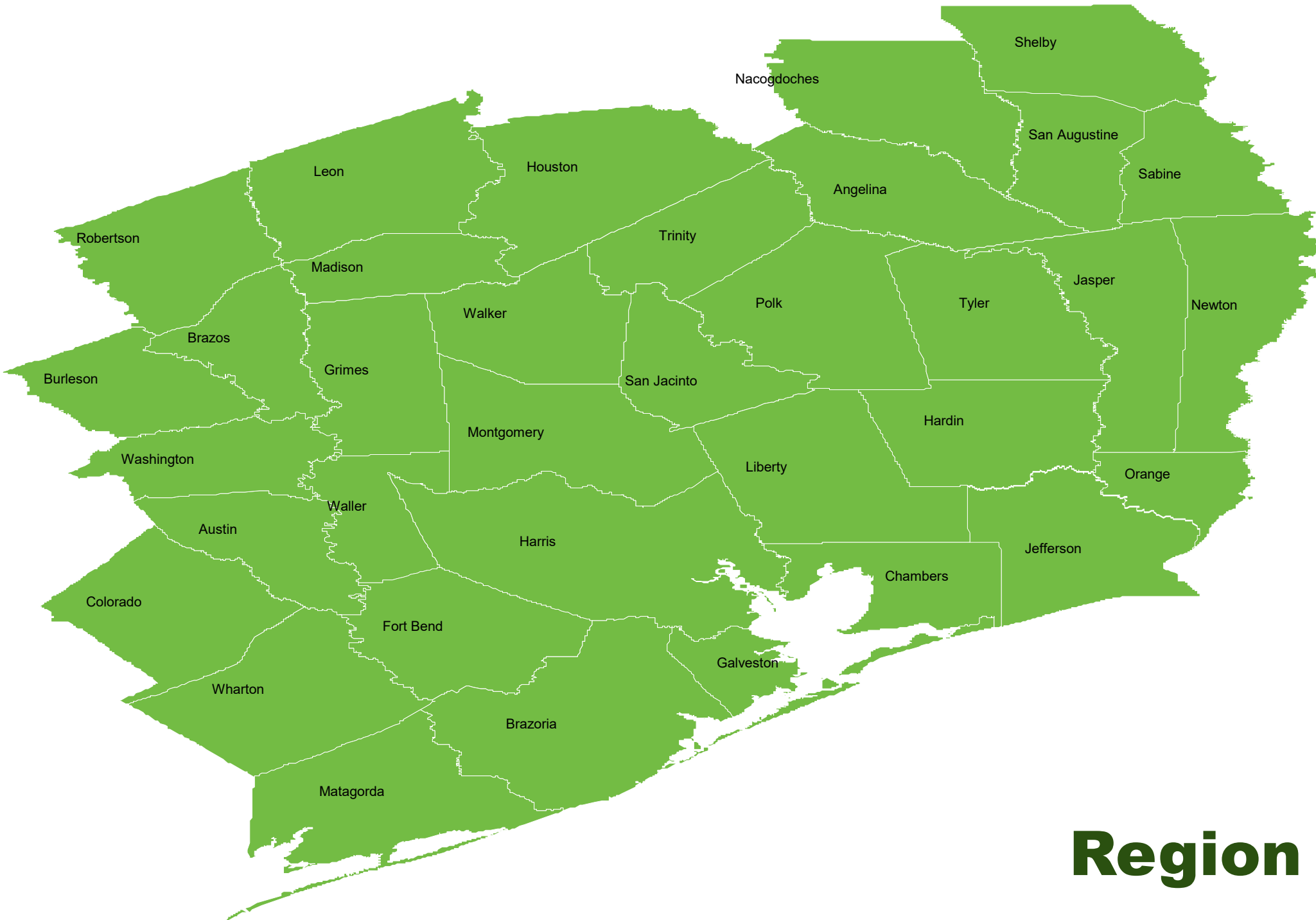


# IBR staff Roles & Responsibilities

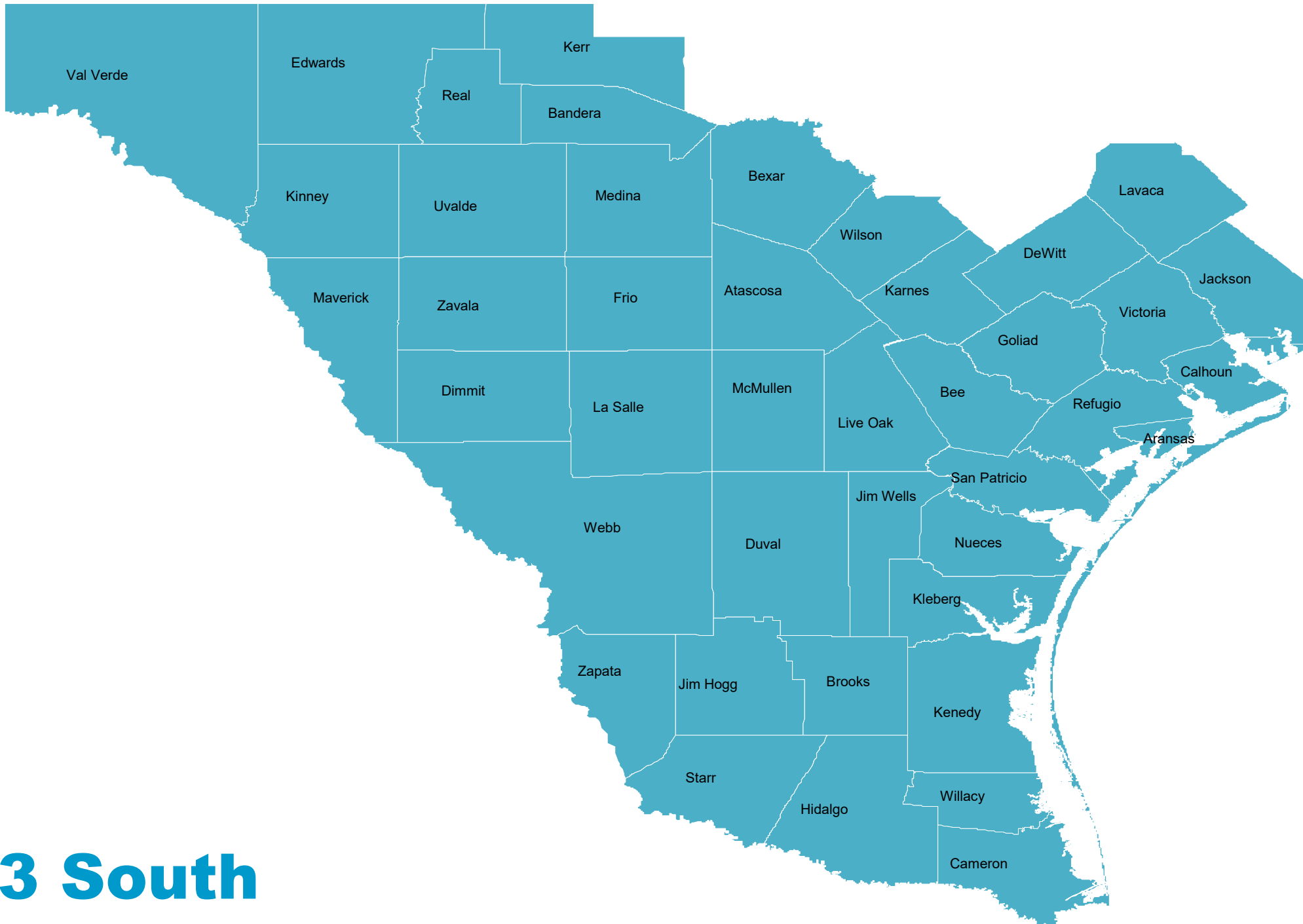
- ❖ **Customer Service Reps** - guide agencies through the NIBRS certification (testing) process, reset passwords, unlock accounts, add and remove users, answer questions, assist with account and system issues, and work on the delinquent report.
- ❖ **Quality Control Analysts** - perform quality control checks on NIBRS data, communicate with FBI about data, contact agencies when there are quality control concerns and questions, generate the Crime in Texas annual report, test the online system
- ❖ **Trainers** - conduct training both virtually and in-person, on-site visits, and one on one training.

# Region 1 North

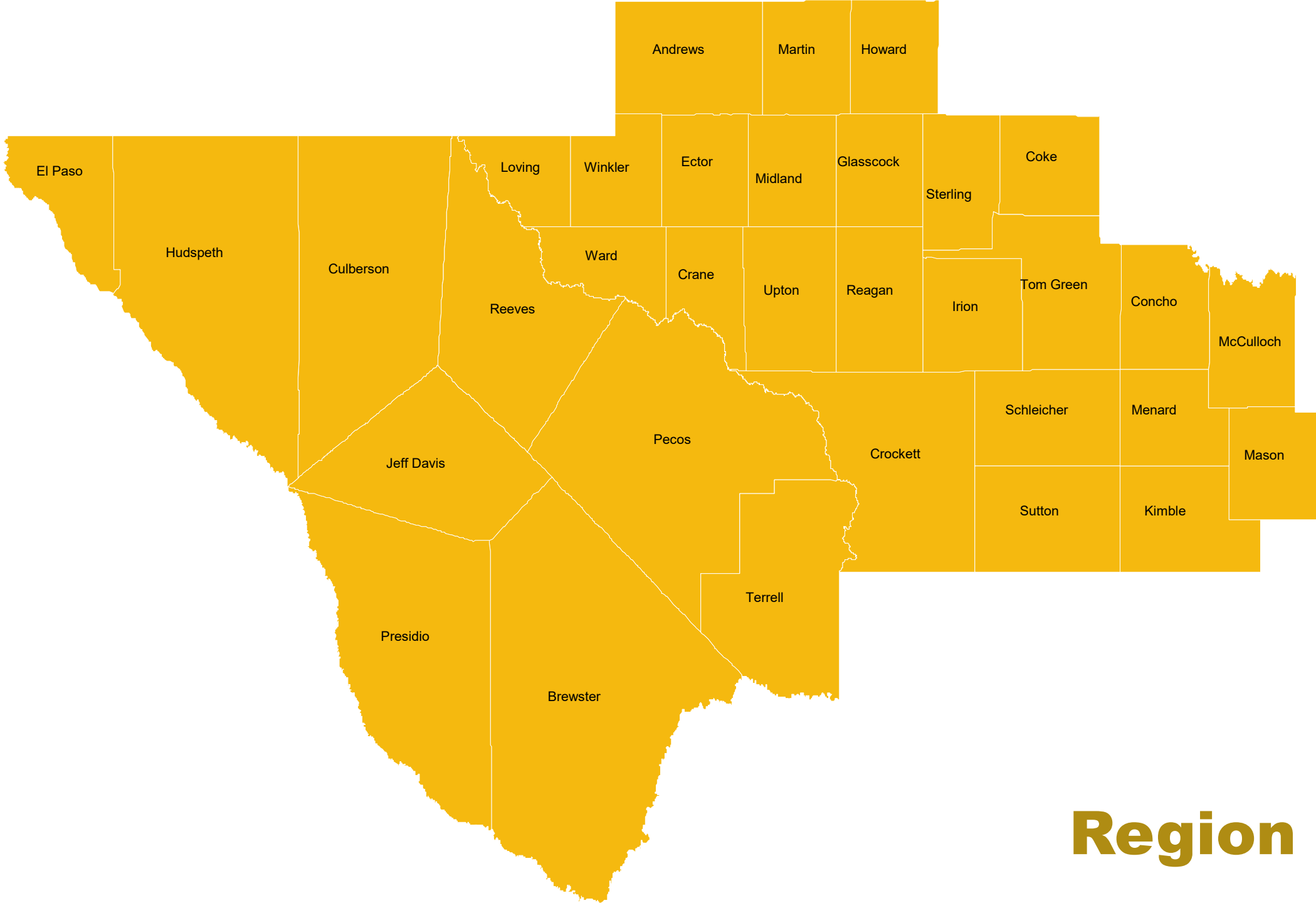




# Region 2 East

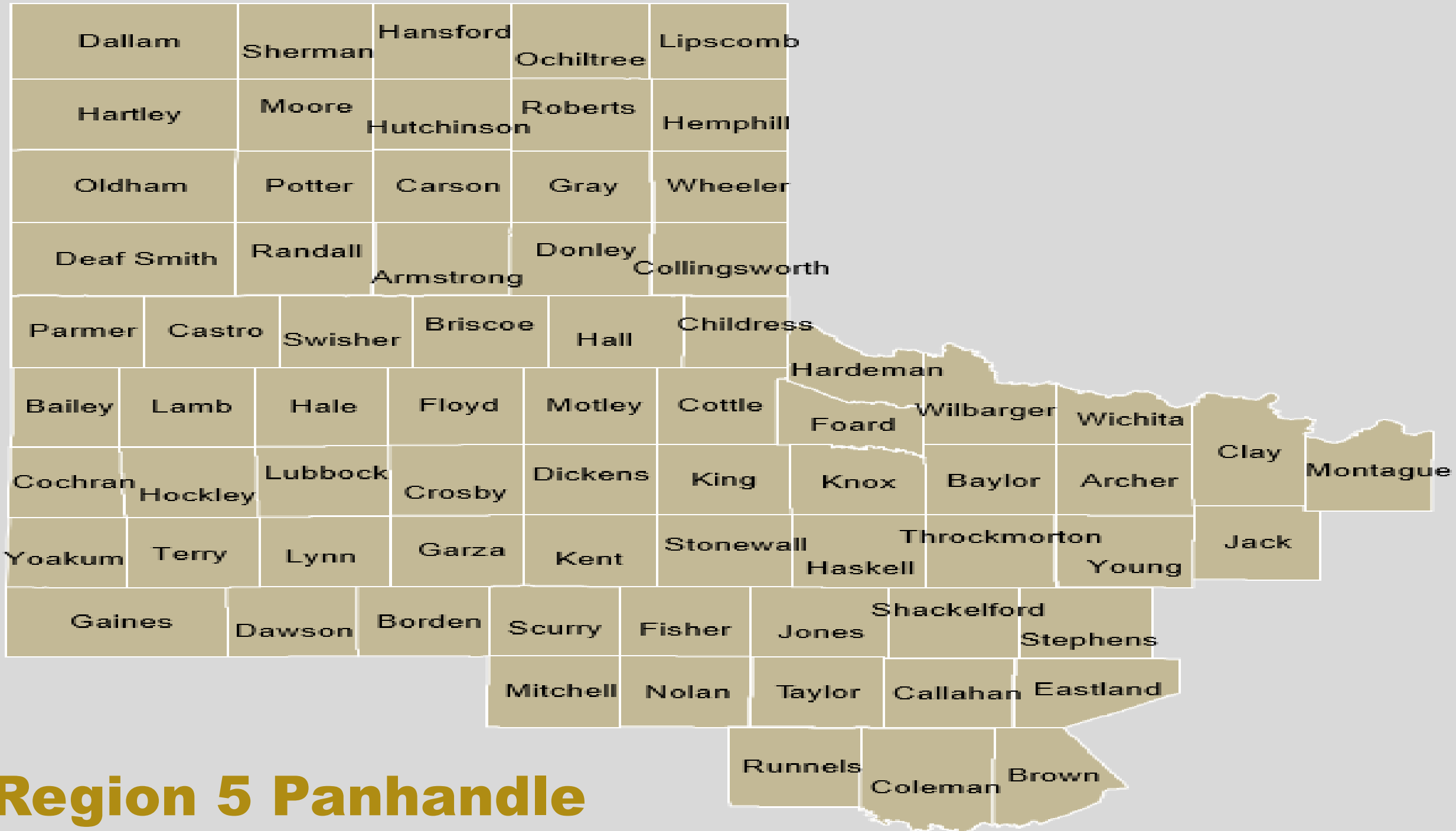


# Region 3 South

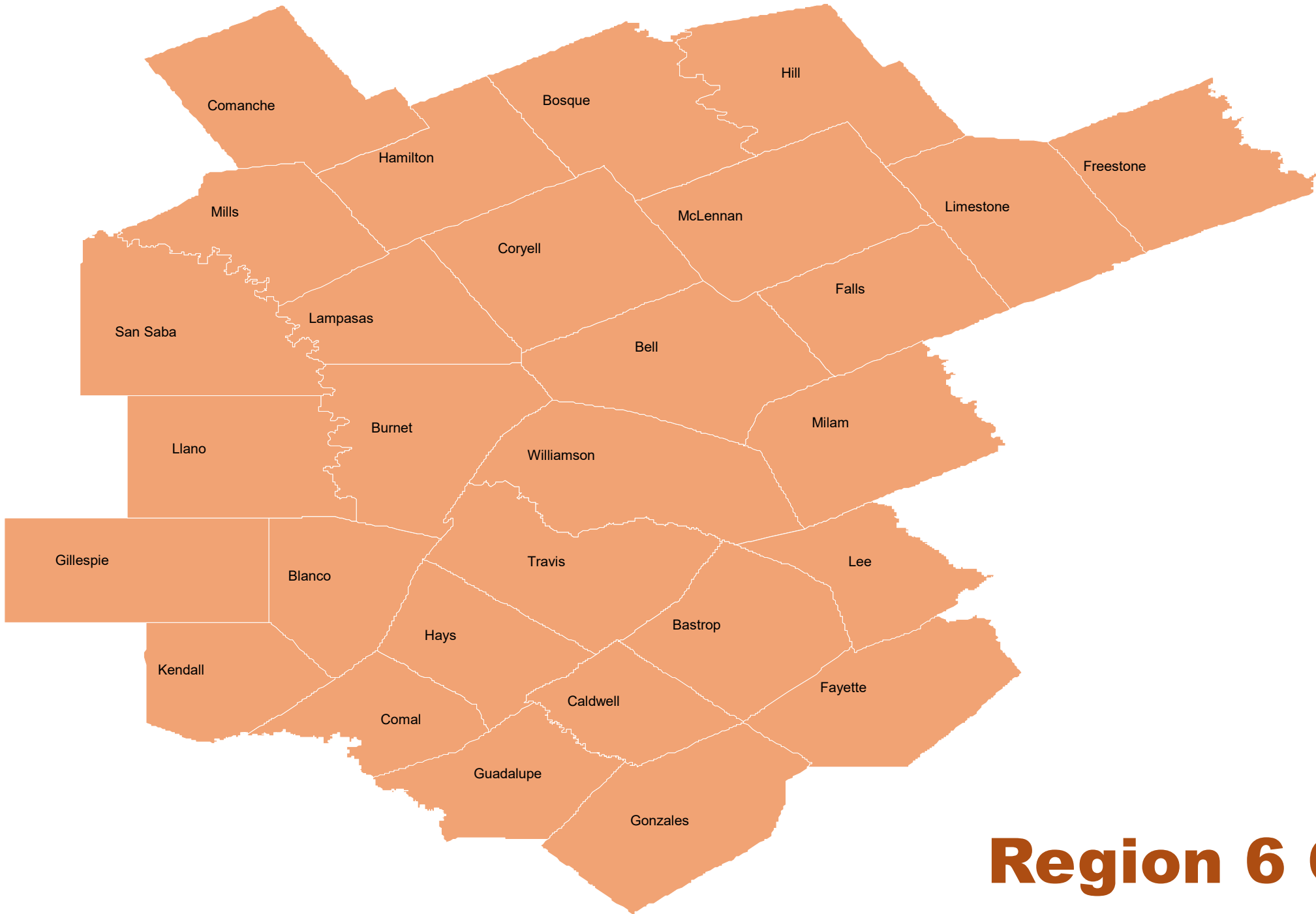


# Region 4 West





# Region 5 Panhandle



# Region 6 Central

# **IBR Responsibilities**

- ❖ **Store NIBRS data and maintains agency profiles**
- ❖ **Publish the Crime in Texas (CIT) yearly report**
- ❖ **Maintain the CIT Online website**
- ❖ **Communicate when the system is down or when updates are available**
- ❖ **Provide reports, training, and support**
- ❖ **Answer questions**
- ❖ **Submit data to the FBI for quality control and publication**
- ❖ **Ensure quality control of the data**
- ❖ **Contact agencies when reports are delinquent**
- ❖ **Retest agencies for certifications**

# The Responsibilities of Reporting Agencies

- ❖ **HB 4879, in effect Sept 1<sup>st</sup>**
- ❖ **Ensure accuracy of the data being submitted for the agency**
- ❖ **Make corrections and update incidents**
- ❖ **Submit flat files by the 10<sup>th</sup> of the following month**
- ❖ **Submit one NIBRS file per month unless directed by the IBR staff**
- ❖ **Maintain communication between your vendor and the IBR staff.**
- ❖ **Contact IBR when:**
  - ❖ **Agency's UCR point of contact changes**
  - ❖ **RMS vendor or product changes**
  - ❖ **Reporting Issues Occur (i.e., high error rates)**

**IBR  
Bureau**

**Amy Bailey, IBR Supervisor**  
**amy.bailey@dps.texas.gov**  
**512-424-5733**

**Brian Isaac, IBR Manager**  
**brian.isaac@dps.texas.gov**  
**512-424-7893**



**Compliance  
&  
Training  
Bureau**

**Maggie Walker**

**Training & Development Supervisor**

**[maggie.walker@dps.texas.gov](mailto:maggie.walker@dps.texas.gov)**

**512-424-0334**

**James Gore**

**CJIS Information Security Officer**

**[james.gore@dps.texas.gov](mailto:james.gore@dps.texas.gov)**

**512-424-7911**

# CAT Bureau Training Specialist

**1A – Jennifer Bushee**  
**IBR Training Asst. Coordinator**  
jennifer.bushee@dps.texas.gov  
512-217-9784

**1B - Vacant**

**2 - Shawna Goerlitz**  
shawna.goerlitz@dps.texas.gov  
512-963-9816

**3 - Jaimee Mayes**  
jaimee.mayes@dps.texas.gov  
512-201-0860

**4 - Valerie De Angeli**  
valerie.deangeli@dps.texas.gov  
512-424-2025

**5 - Alison Padula**  
alison.padula@dps.texas.gov  
512-424-0076

**6 - Alejandra (Alex) Martinez**  
alejandra.martinez@dps.texas.gov  
512-424-2911

# **Uniform Crime Reporting**

**IBR (incident-based reporting) Bureau**

**512-424-2091**

**[NIBRS@dps.texas.gov](mailto:NIBRS@dps.texas.gov)**

# **FBI Deadlines**

**1<sup>st</sup> Quarter deadline (Jan – March)**

**2<sup>nd</sup> Quarter deadline (Jan – June)**

**3<sup>rd</sup> Quarter deadline (Jan – Sept)**

**4<sup>th</sup> Quarter deadline (Jan – Dec) February**

**End of Year deadline will be announced**

# NIBRS version

## Updating the Implementation Cadence for NIBRS Enhancements

2023

2024

2025

2026

2027

2028

2029

2030

June 2023 FBI Releases Documentation containing CY 2021 & 2022 Modifications

Contributors must be compliant with, at a minimum, 2019.2.0 documentation for NIBRS compliance. The FBI UCR Program will archive all previous documentation.

June 2025 FBI Releases Documentation containing CY 2023 and 2024 Modifications

Contributors must be compliant with, at a minimum, 2023 documentation for NIBRS compliance. The FBI UCR Program will archive documentation released in 2020.

June 2027 FBI Releases Documentation containing CY 2025 and 2026 Modifications

Contributors must be compliant with, at a minimum, 2025 documentation for NIBRS compliance. The FBI UCR Program will archive documentation released in 2023.

June 2029 FBI Releases Documentation containing CY 2027 and 2028 Modifications

Contributors must be compliant with, at a minimum, 2027 documentation for NIBRS compliance. The FBI UCR Program will archive documentation released in 2025.



# Grants

CJD oversees the distribution of discretionary funds from the state's allocation of Justice Assistance Grants (JAG) to eligible agencies.

One of the qualifications for funding eligibility is participation in the UCR program.

To qualify as a UCR reporter, agencies must have sent the UCR program data, including zero reports, for each month for the year in question.

## **What steps can be taken to remain grant eligible?**

1. Each local law enforcement agency (LEA) should ensure timely and accurate reporting to the UCR program.

Reports are to be submitted by the 10<sup>th</sup> of the month. You should have a designated person to submit reports and a backup for that person.

2. LEAs should communicate with the state UCR program any time they experience technical issues that may affect their NIBRS submissions.

3. City and County officials should be aware of grant funding requirements and have monitoring in place to ensure compliance.



# Uniform Crime Reporting Program (UCR) Overview

The objective of the Uniform Crime Reporting program is to produce reliable crime statistics for law enforcement administration, operation, and management. This information is also available as a measure of the fluctuations in the type and volume of crime in Texas through the collection of data on the ten serious Index Crime Offenses.

## INDEX

- [History of UCR](#)
- [NIBRS](#)
- [Additional UCR Texas-Centric Collections](#)
- [State of Texas UCR Important Links](#)

## History of UCR

### National UCR Program

Overtime, modifications to the original NIBRS collection were necessary to ensure accurate capture of additional information to include:

- 1920's - After recognizing a need for national crime statistics, the IACP formed the Committee on Uniform Crime Records to develop a system of uniform crime statistics.
- 1929 - After studying state criminal codes and making an evaluation of the recordkeeping practices in use, the committee completed a plan for crime reporting that became the foundation of the national UCR Program.
- 1979 - By congressional mandate, arson was added as a Part I offense category for Summary Reporting System (SRS)

[Uniform Crime Reporting Program \(UCR\) Menu](#)

[Uniform Crime Reporting Program \(UCR\)](#)

[NIBRS Technical Documentation](#)

[Texas Incident-Based Reporting Agencies](#)

[Texas Incident-Based Reporting Vendors](#)

[Back to Crime Records Home](#) >

# NIBRS Technical Documentation

This page was developed for agencies and vendors to understand the current specifications used and accepted by the Department, as well as, the most up to date information on user manuals and plans for transition. If you have questions regarding the information provided below, please email [NIBRS](#).

## NIBRS Technical Specifications

The Department currently accepts the following NIBRS flat file versions:

Version	Document Name
2019.2.1	<a href="#">NIBRS Technical Specification Document</a>

## NIBRS User Manual

The Department is currently utilizing the FBI's NIBRS User Manual. The manual can be found at the link below.

[2021.1 NIBRS User Manual \(PDF\)](#)

## Hate Crime Manual

The Hate Crime User Manual was originally published by the FBI in 2012, and then recently updated in March of 2022. It contains useful information about classifying Hate Crimes. Law Enforcement Agencies can also reference additional information related to reporting Hate Crime incidents under Resources by logging into the UCR portal.

[Hate Crime Data Collection Guidelines and Training Manual \(PDF\)](#)

## Cargo Theft Manual

The Cargo Theft User Manual was published by the FBI in 2013 and contains useful information about classifying Cargo Theft. Updates were made in 2018 to the NIBRS 2019.1 guidelines; adding **26F = Identity Theft** and **26G = Hacking-Computer Invasion**. Law Enforcement Agencies can also reference the most current NIBRS User Manual and NIBRS Technical Specifications manual that can be found above on this page under the NIBRS Technical Specification Documents.

### [Cargo Theft User Manual \(PDF\)](#)

### XML Specifications

The Department is in the process of deploying a new UCR system by early 2023, which will include the functionality for receiving XML submissions from local agencies. Technical specifications for IEPD submissions are as follows:

#### Documents

1 [IEPD zip file](#)

2 [README](#)

3 [Getting Started](#)

4 [Interface Control Document \(ICD\)](#)

## Segment Level 8 & 9

This Segment Level 8 & 9 User Manual is a guide for vendors and law enforcement agencies who submit Texas-specific mandated-reporting information with their NIBRS data to the Uniform Crime Reporting (UCR) program.

The Department has developed our UCR system to mimic the national UCR program and these specifications are provided for "Texas-Centric" data collection and quality control. The UCR Texas Centric Technical Specifications and Error Codes Manual is intended to be an addendum to the FBI Technical Specifications and is specifically designed for Texas data and Texas law enforcement.

Texas-specific submissions include Sexual Assault, Drug Seizures, and Family Violence. Texas law mandates all law enforcement submit this Texas-specific data to TxDPS. Drug Seizures and Family Violence submissions are included in the Segment Level 8 portion of the NIBRS flat file, while Sexual Assault submissions are included in the Segment Level 9 portion. TxDPS still accepts Sexual Assault reporting via separate flat file, which is covered in the section below.

Version	Document Name	Last Revision
2020	<a href="#">UCR Texas Centric Technical Specifications and Error Codes (PDF)</a>	10/25/2022
2020	<a href="#">UCR Texas_Centric Segment 8 &amp; 9 Flat File Layout (XLSX)</a>	02/21/2020

### Texas UCR Offense Code Table

The UCR Offense Code Table facilitates the offense codification as it relates from State laws to Summary Reporting (SRS) and National Incident-Based Reporting (NIBRS). The information contained in this workbook is intended for law enforcement agencies and their RMS vendors to incorporate into their software as a guideline for the creation of their code tables. These codes will assist users in selecting the proper codes for offenses being reported to the state UCR program.

With the release of The Version 18 Offense Codes from CJIS effective 08/25/2022 there were updates to the Texas UCR Offense Code Table.

Updated as of 03/31/2023.

### [Texas UCR Offense Code Table \(XLSX\)](#)

We thank you for your patience as we continue to update and improve our documentation and processes. Should you have questions or concerns please email [NIBRS](#) or call us at (512) 424-2091.



# **UCR is...**

**A collective effort on the part of city, county, state, tribal, and federal law enforcement agencies to present a nationwide view of crime based upon statistics. (common language)**

**NIBRS programming included some of the Texas mandated reports**

**Family Violence**

**Drug Seizure**

**Hate Crime**

**Sexual Assault is also mandated and be included in your NIBRS file with segment 9 programming, otherwise you can use the manual entry method.**

# What Counts?

- ❖ **Calls for Service**
- ❖ **Complaints**
- ❖ **Investigations**

## We do not want findings from:

- ❖ **Court**
- ❖ **Coroner**
- ❖ **Jury**
- ❖ **Decision of a Prosecutor**

# **NIBRS Codes**

- ❖ **CRIMES AGAINST PERSONS**
- ❖ **CRIMES AGAINST PROPERTY**
- ❖ **CRIMES AGAINST SOCIETY**

**24 Group A crime offense categories**  
**52 specific Group A crimes**

**7 Group B offense categories**

Offense	NIBRS Offense Code	Crime Against Category
Arson	200	Property
Assault Offenses	13 A-C	Person
Bribery	510	Property
Burglary/Breaking and Entering	220	Property
Counterfeiting/Forgery	250	Property
Destruction/Damage/Vandalism of Property	290	Property
Drug/Narcotic Offenses	35 A-B	Society
Embezzlement	270	Property
Extortion/Blackmail	210	Property
Fraud Offenses	26 A-E	Property
Gambling Offenses	39 A-D	Society
Homicide Offenses	09 A-C	Person

Offense	NIBRS Offense Code	Crime Against Category
Human Trafficking	64 A-B	Person
Kidnapping/Abduction	100	Person
Larceny/Theft Offenses	23 A-H	Property
Motor Vehicle Theft	240	Property
Pornography/Obscene Material	370	Society
Prostitution Offenses	40 A-C	Society
Robbery	120	Property
Sex Offenses (Non-consenting)	11 A-D	Person
Sex Offenses (Non-forcible)	36 A	Person
Stolen Property Offenses	280	Property
Weapons Law Violations	520	Society

# 36B – Statutory Rape

**We have removed 36B. There is no Texas law to support this NIBRS code. Whichever penal code the officer chooses to use should translate to 11A, 11B, or 11C or a combination of those.**

## ***FBI definition of the Statutory Rape***

***Non-Forcible sexual intercourse with a person who is under the statutory age of consent. There is no force or coercion used in Statutory Rape; the act is not an attack. LEAs should classify an offense as Statutory Rape based on the state's Statutory Rape Laws and the findings of the LEA's investigation.***

Offense	NIBRS Offense Code	Crime Against Category
Bad Checks	90Z (A)	Property
Curfew/Loitering/Vagrancy Violation	90B	Society
Disorderly Conduct	90C	Society
Driving Under the Influence	90D	Society
Drunkenness	90Z (E)	Society
Family Offenses, Nonviolent	90F	Society
Liquor Law Violation	90G	Society
Peeping Tom	90Z (H)	Society
Trespass of Real Property	90J	Society
All Other Offenses	90Z	Person or Property



# Group A offenses

**when a Group A offense is prefixed by:**

- ❖ **Accessory Before/After the Fact**
- ❖ **Aiding/Abetting**
- ❖ **Conspiracy to Commit**
- ❖ **Facilitation of**
- ❖ **Solicitation to Commit**
- ❖ **Threat to Commit, etc.**
- ❖ **Enticement**

**Report as a 90Z**

# NIBRS Verbiage

## Unfounded

**An agency will receive a complaint that is determined through investigation to be false or baseless. In other words, no crime occurred. If the investigation shows no offense occurred nor was attempted, then the offense is deemed unfounded.**

**The recovery of stolen property, the low value of the stolen property, the refusal of the victim to cooperate with the prosecution, or the failure to make an arrest does not unfound a legitimate offense. Also, the findings of a coroner, court, jury, or prosecutor do not unfound offenses or attempts that law enforcement investigations establish to be legitimate.**

# NIBRS Verbiage

**Level 1 - Administrative Segment**

**Level 2 - Offense Segment**

**Level 3 - Property Segment**

**Level 4 - Victim Segment**

**Level 5 - Offender Segment**

**Level 6 - Arrestee Segment**

**Level 8 - Family Violence & Drugs Seized**

**Level 9 - Texas Sexual Assault data**

**Level 7 - Group B Arrest Report Segment**

**Level 0 - Zero Report Segment**

## Data Elements

**DE 3 - Date and hour of the incident**

**DE 6 - 13A = Aggravated Assault**

**DE 13 - 40 = Personal Weapons**

# **NIBRS Rules**

## **Jurisdiction Guidelines**

**Agencies report only those arrests made for offenses committed within their own jurisdictions**

**This includes warrant arrests (only report those in which the warrant originated with your agency)**

**The recovery of property is reported only by the jurisdiction from which it was reported stolen.**

**The agency that made the arrest may have possession of the stolen property to report.**

# **Jurisdiction Guidelines Example**

**Officer Barney Fife stopped a speeder in his city of Mayberry.**

**After running the plate, he finds out the car was stolen from the city of Pine Valley.**

**Officer Fife then arrests the driver and impounds the car.**

**He calls Pine Valley PD and lets them know the car has been recovered.**

# Jurisdiction Guidelines Example

**Mayberry will report the 280 with no property.**

**The LEA would report a 280 = Stolen Property offense and shows the property loss code of 1 = none.**

**What if there was a warrant from another agency?**

**Officer Fife would take the driver in on the warrant and impound the car.**

**Mayberry does not report any of this in their NIBRS report.**

# **NIBRS Rule**

## **Separation of Time and Place**

**If there is a separation of time and place between the commission of several crimes, each will be handled as a separate incident and will be classified and scored individually**



# Separation of Time and Place

**The time interval between the offenses and the distance between the locations where they occurred were insignificant**

**A thief breaks into 4 cars on May St.**

**He then goes over to the next block and breaks into 2 cars on James St.**

**He then walks 3 blocks over to a parking lot and breaks into 7 cars.**

**Each one of these acts of theft is happening in different places. It is the same thief committing the same crime but at different locations. The agency should create 3 different incidents.**

# **NIBRS Rules**

## **Acting in Concert**

**All offenders actually commit or assist in the commission of a crime(s) in an incident.**

**If the offenders did not act in concert, then there is more than one incident to report**

# Acting in Concert Example

**Two offenders robbed a bar, forcing the bartender to surrender money from the cash register at gunpoint. One robber also took money and jewelry from customers at the bar. The other robber went searching in the back for a safe and more customers. He found a female customer in the restroom and raped her. He then returned to the front and both robbers left.**

**In this example, there were two incidents:  
one involving **120 = Robbery** with two offenders.**

**The other involves **11A = Rape** because the offenders were not acting in concert in both offenses.**

# **NIBRS Rule**

## **Hotel Rule**

**If a number of units under a single manager are burglarized, score as ONE offense**

**Hotels / Motels**

**Lodging Houses**

**Lodging of Transients**

**Temporary Rental Storage**

**Mini-storage Facilities**

# Hotel Rule Example

**A burglar uses a crowbar and bolt cutters to enter 11 rented storage units in a self-storage building. The manager of facility reported the incident to the police.**

**You should report:**

**220 = Burglary/Breaking & Entering and**

**290 = Destruction/Damage/Vandalism**

**With the location code 19 = Rental Storage Facility**

**DE 10 – number of premises entered – 11 (for 11 units)**

**DE 11 – method of entry F = Force**

# **NIBRS Clearance**

- ❖ **In NIBRS, you clear incidents rather than individual offenses.**
- ❖ **Incidents may be cleared only by arrest or exceptional means.**
- ❖ **You cannot clear an incident by exceptional means if it was already cleared by an arrest.**
- ❖ **There will not be clearance for Justifiable Homicide**
- ❖ **LEAs must not confuse clearing an incident with administratively closing an investigation or changing the case status.**

# **NIBRS Clearance**

## **Cleared Exceptionally**

- 1. The LEA investigation must have clearly and definitely established the identity of at least one offender.**
- 2. The LEA must have sufficient probable cause to support arresting, charging, and prosecuting the offender.**
- 3. The LEA must know the exact location of the offender so they could make an arrest if circumstances did not prevent it.**
- 4. There must be a reason outside the control of the LEA preventing the arrest, charging, and turning over for prosecution. (i.e., A through E).**



# NIBRS Clearance

## Cleared Exceptionally

- ❖ **A = Death of Offender**
- ❖ **B = Prosecution Declined (by the prosecutor for other than lack of probable cause)**
- ❖ **C = In Custody of Other Jurisdiction (includes extradition denied)**
- ❖ **D = Victim Refused to Cooperate (in the prosecution)**
- ❖ **E = Juvenile/No Custody (the handling of a juvenile without taking him/her into custody, but rather by oral or written notice given to the parents or legal guardian in a case involving a minor offense, such as petty larceny)**
- ❖ **N = Not Applicable (not cleared exceptionally)**

# NIBRS Unknown Offender

## NIBRS Errors and Quality Control issues

There are two different kinds of unknown offenders in NIBRS reporting:

### **Absolute Unknown offender - 00**

when the victim or agency doesn't know if one or multiple offenders committed the offense (i.e., Burglary of a house). Offender demographics and relationships are not required and must be left blank.

### **Known Unknown offender - 01**

When the number of offenders (s) who committed the offense(s) are known but the age, sex, race, and ethnicity are unknown.

The offender would be assigned a sequence number from 01 to 99.

Age would be 00 = unknown

Sex, Race, & Ethnicity would be U = Unknown

**How do you upload your  
NIBRS file to DPS?**

# https://texas.nibrs.com

**Once your User Identity is established by DPS:**

- ✓ **Use Google Chrome, Firefox, IE does not work well**
- ✓ **Enter your official email address**
- ✓ **Enter your DPS issued temporary password**

**Texas Department of Public Safety**  
Courtesy ~ Service ~ Protection

Please Enter Login Information

jennifer.bushee@dps.texas.gov

.....

Login

[Forgot your password?](#)

1. Users are accessing the Texas UCR Repository
2. System usage shall be monitored, recorded, and subject to audit
3. Unauthorized use of the system is prohibited

Home

Good Morning, Jennifer Bushee of TEXAS DEPARTMENT OF PUBLIC SAFETY

**\*\*You currently have incomplete reports pending in Working Items\*\***

Please be advised that reports in working item are NOT complete and will not be included in submissions to the FBI. Please complete these reports at your earliest convenience and submit to the repository for inclusion in this month's FBI extract. Should you have questions, please contact Texas UCR at 512.424.2091.

News

**TXDPS ListServ Signup**

The TXDPS UCR program uses ListServ to communicate program updates, relevant news items, deadlines, and other important information. You can subscribe agency staff to these notifications by signing them up at the following link:

[TXDPS ListServ Signup](#)

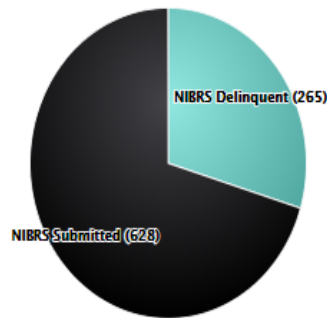
Resources

**New System**

[Intro to New System \(002\).pdf 5MB](#) [Download]

Agency Submission Summary

February 2021 - Submission Statistics



NIBRS

February 2021 - Delinquent Submissions

ORI Num	Agency Name	Submission Type
TX0201700	ALVIN COMM COLLEGE PD	NIBRS
TX1880200	AMARILLO COLLEGE PD	NIBRS
TX1880100	AMARILLO PD	NIBRS
TX1270100	ANSON PD	NIBRS
TX0060000	ARMSTRONG CO SO	NIBRS
TX2120100	ARP PD	NIBRS
TX0070000	ATASCOSA CO SO	NIBRS
TX0614500	AUBREY ISD PD	NIBRS
TX0611400	AUBREY PD	NIBRS
TX0080000	AUSTIN CO SO	NIBRS

# Step 1

**Extract & Save the NIBRS flat file from your RMS**

**Follow your vendor's instructions on how to extract the NIBRS data.**

**The file must be a text file, **.TXT** or **.DAT** format in order to upload correctly. The file format must be **Windows CRLF** (carriage return line feed). Our system can not accept Mac or Linux formats**

**After extracting from your RMS, SAVE the NIBRS Flat File to wherever you would like to keep these files on your computer.**

**We suggest a folder dedicated to NIBRS files on your desktop**

**For DPS staff to help an agency with questions involving data within a flat file, we ask that agencies use the following format to name the files:**

**MAR 2021 NIBRS.txt**

**CORR 1<sup>st</sup> QTR.txt**

**Please do not submit more than one flat file a month unless IBR staff requests something different. Also, please do not submit the same flat file multiple times as this will generate numerous errors and make quality control discussions more difficult.**

**All agencies are responsible for uploading their flat files, this includes the very first flat file after an agency has successfully passed testing. Other than the test file, no flat files should be emailed to IBR staff. IBR staff will not upload flat files for agencies**

**(There are exceptions to these statements, however, IBR staff will initiate and communicate these exceptions).**



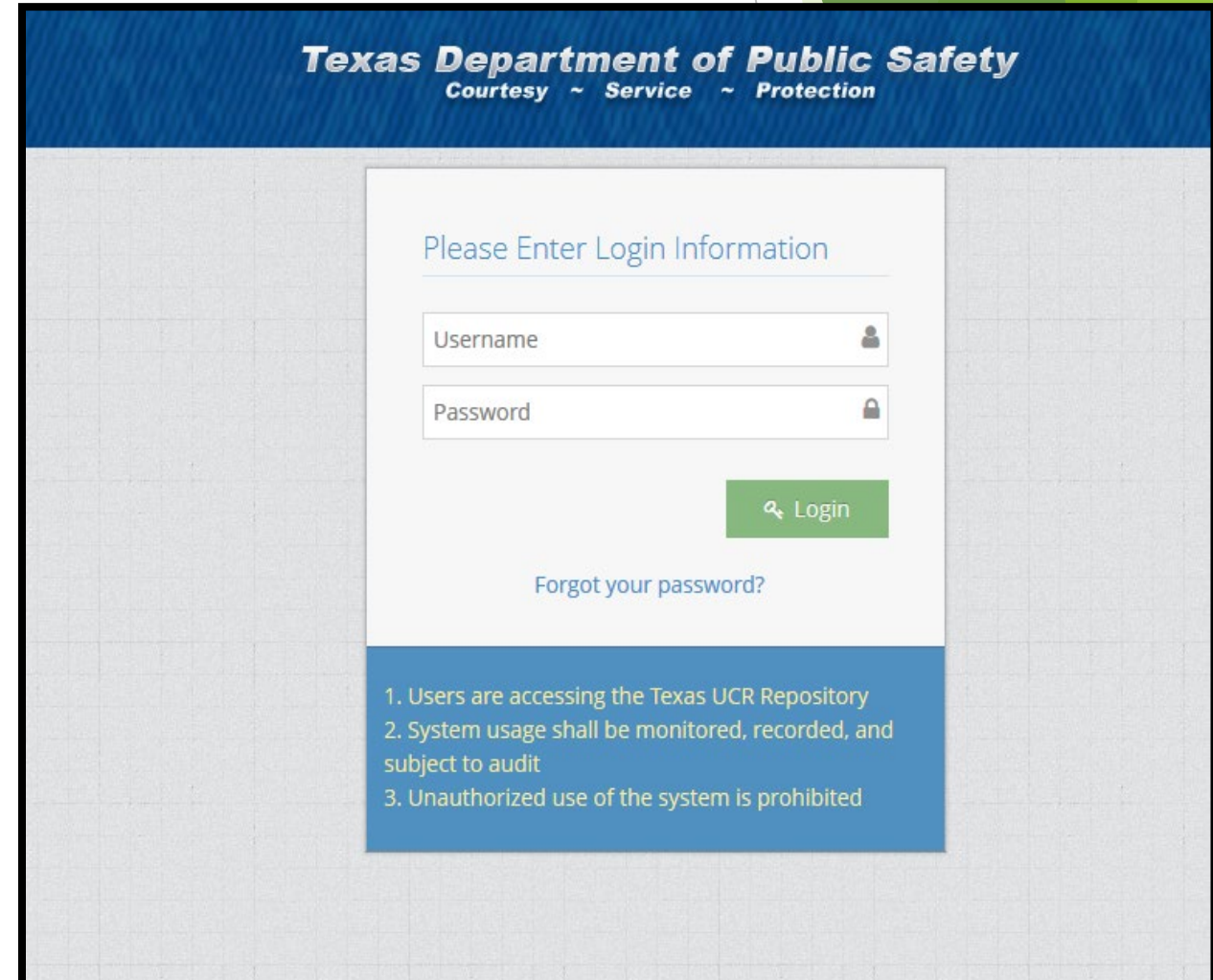
# Step 2

## Login into the IBR NIBRS site

Sign in to the [texas.nibrs.com](https://texas.nibrs.com) website

**Remember if you do not have a Login, please email or call us!**

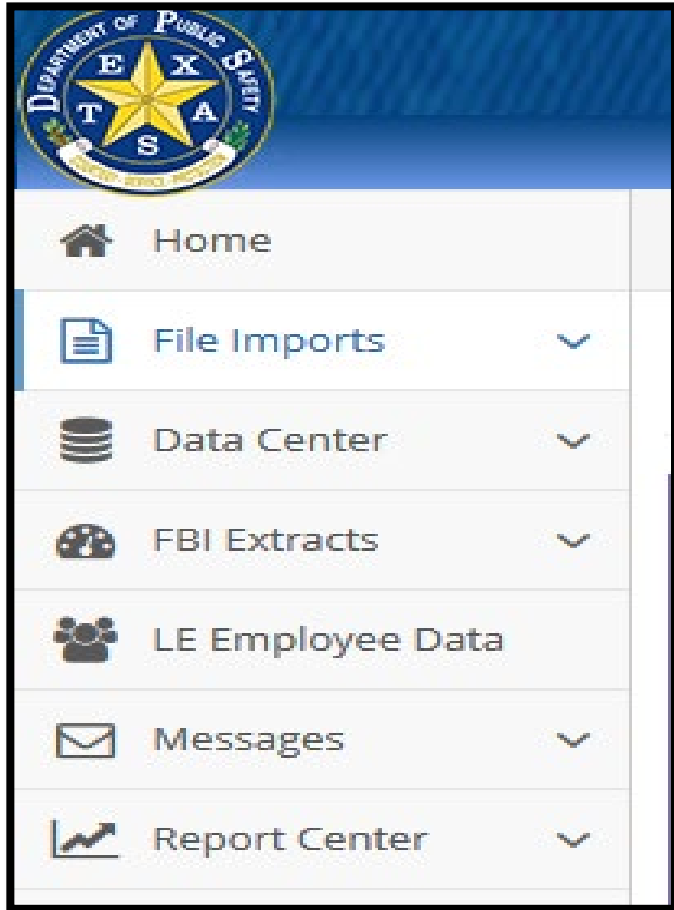
**Email: [NIBRS@dps.texas.gov](mailto:NIBRS@dps.texas.gov)**



The screenshot shows the login interface for the Texas Department of Public Safety. At the top, there is a blue header with the text "Texas Department of Public Safety" and the tagline "Courtesy ~ Service ~ Protection". Below the header, the main content area has a light gray background with a grid pattern. In the center, there is a white login form titled "Please Enter Login Information". The form contains two input fields: "Username" with a user icon on the right, and "Password" with a lock icon on the right. Below these fields is a green "Login" button with a magnifying glass icon. Underneath the button is a link that says "Forgot your password?". At the bottom of the form, there is a blue box containing three lines of text: "1. Users are accessing the Texas UCR Repository", "2. System usage shall be monitored, recorded, and subject to audit", and "3. Unauthorized use of the system is prohibited".

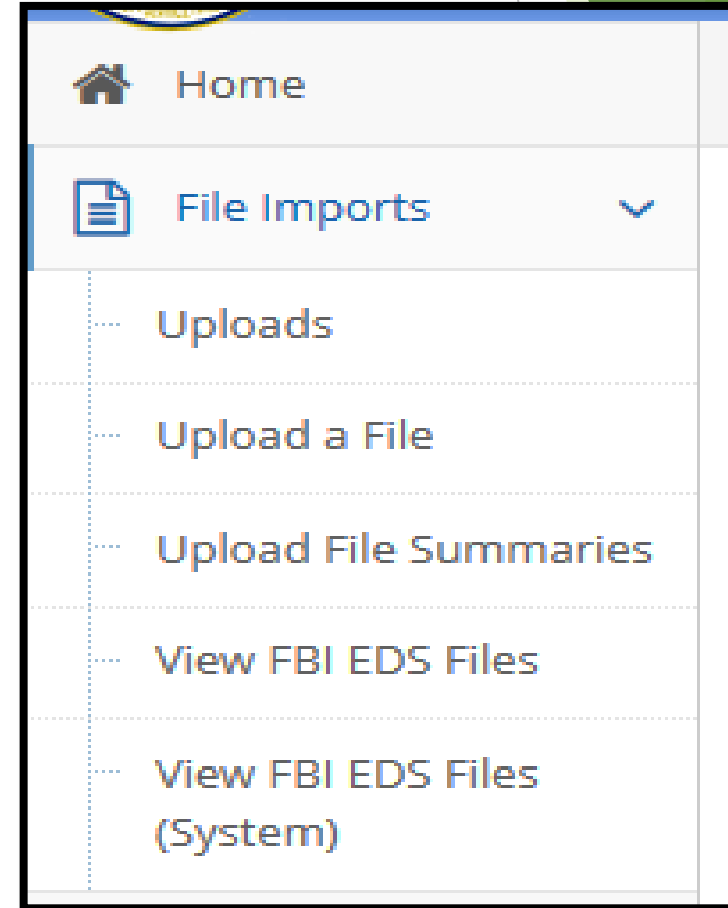
# Step 3

Click on “file imports”



# Step 4

Click on “upload a file”



# Step 5

## Click on “Browse...”

Home :: File Imports > Upload a File

### Upload a File

 Browse...

 Upload File

File Name:

File Size:

File Type:

- ▶ **Navigate to the NIBRS Flat File you saved on your computer. (*Refer to Step One.*)**
- ▶ **Select the NIBRS Flat File in the pop-up window.**
- ▶ ***Tip: Similar to how you upload a photo to social media or upload from a flash drive.***

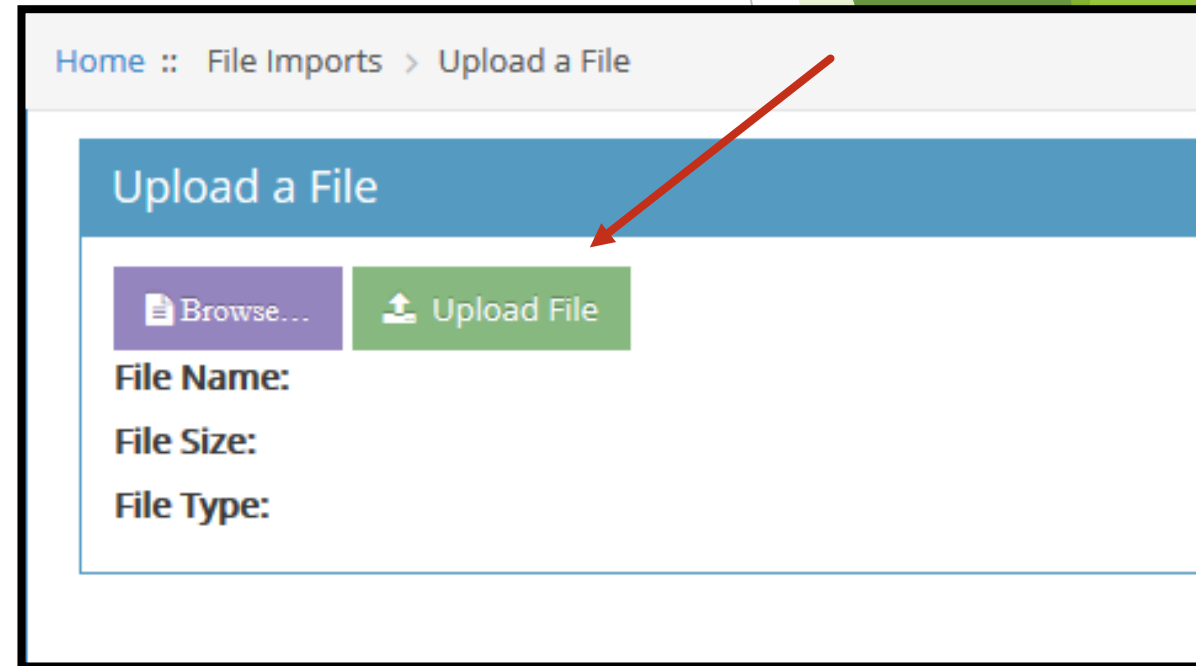
# Step 6

## Click on “Upload File”

**1. Upload can take up to a few minutes, depending on the size of the file and your internet connection.**

**2. The system will email you a report of the status of your file and your errors.**

❖ **Note: If you have any questions regarding this, please contact us.**





Initial



Loading



Validating



EDS



Migrating





Reported

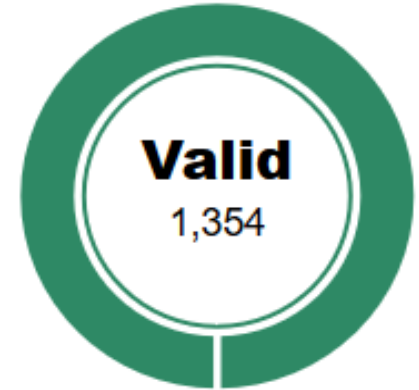


Finished

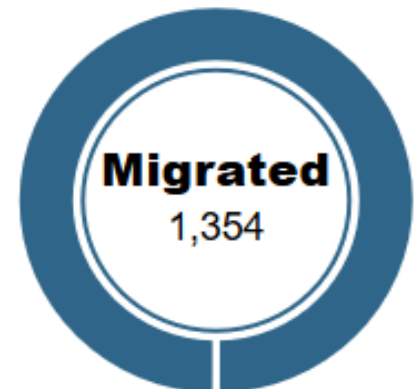
## Import File Details

<b>Import File ID:</b>	10170
<b>File Type:</b>	NIBRS Flat File
<b>Owner:</b>	
<b>Arrival Type:</b>	Manual File Upload
<b>Original File Name:</b>	
<b>Current File Name:</b>	f0547715-aa43-4f54-a250-796de3966910
<b>Status:</b>	Processing Complete
<b>Error Rate:</b>	0.00%
<b>Last Updated:</b>	4/5/2019 10:20 AM
<b>Arrival Date:</b>	4/5/2019 10:19 AM
<b>Data File:</b>	<a href="#">Click to Download Data File</a>
<b>EDS File:</b>	<a href="#">Click to Download EDS File</a>
<b>Log File:</b>	<a href="#">Click to Download Log File</a>
<b>View Errors In File:</b>	<a href="#">Click to View Errors In File</a>
<b>Download Errors In File:</b>	<a href="#">Click to Download Errors In File</a>

## Validation Statistics



## Migration Status Statistics



00881I042023	TDPSTX00023AP006803	20230424	N					N
00712I042023	TDPSTX00023AP006803	23HCN	20	88				
03073I042023	TDPSTX00023AP006803	716000000180						
01414I042023	TDPSTX00023AP006803	00123H			134	FWN		
00465I042023	TDPSTX00023AP006803	0123	MWN					
00465I042023	TDPSTX00023AP006803	0223	MWN					
00881I042023	TDPSTX00023AP007044	20230427	N					
00712I042023	TDPSTX00023AP007044	13BCN	07	N	40	88		
01414I042023	TDPSTX00023AP007044	00113B			114	FWN	N	01ST
00465I042023	TDPSTX00023AP007044	0100	MWN					



# **But what if there are errors?**

**It is the responsibility of the submitting agency to review the errors and warnings received with each flat file upload and make the necessary corrections.**

**(to be included in the next submission)**

**Keep in mind incidents with errors will not be uploaded into the repository nor will they be forwarded to the FBI**

**Valid incidents (with warnings only) are uploaded to the repository and forwarded to the FBI for review.**





Initial



Loading



Validating



EDS



Migrating





Reported

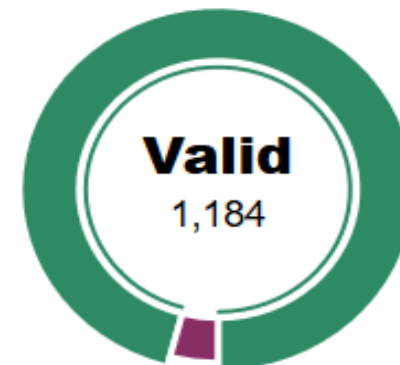


Finished

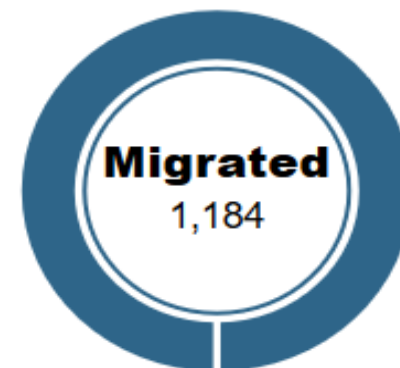
## Import File Details

<b>Import File ID:</b>	8934
<b>File Type:</b>	NIBRS Flat File
<b>Owner:</b>	
<b>Arrival Type:</b>	Manual File Upload
<b>Original File Name:</b>	
<b>Current File Name:</b>	a544453c-c8d2-49e3-8b95-fd4dcdcb2b77
<b>Status:</b>	Processing Complete
<b>Error Rate:</b>	2.99%
<b>Last Updated:</b>	2/4/2019 2:15 PM
<b>Arrival Date:</b>	2/4/2019 2:15 PM
<b>Data File:</b>	<a href="#">Click to Download Data File</a>
<b>EDS File:</b>	<a href="#">Click to Download EDS File</a>
<b>Log File:</b>	<a href="#">Click to Download Log File</a>
<b>View Errors In File:</b>	<a href="#">Click to View Errors In File</a>
<b>Download Errors In File:</b>	<a href="#">Click to Download Errors In File</a>

## Validation Statistics



## Migration Status Statistics



## NIBRS Flat File Upload Error Report

ORI Number	TX [REDACTED]
Agency Name	[REDACTED]
File Name	[REDACTED]
Total Incident Count	201
Valid Incident Count	195
Invalid Incident Count	6
Error Rate	2.99%
File Submission Date	2/4/2019 2:15:00 PM

Type	IdentifyingNumber	ErrorNumber	ErrorDescription
Incident	2019002015	844	The Family Violence Indicator in the Segment8 - Family Violence Indicator must NOT be Y if victim related to = ST, RU, and any NON family relationship code.
Incident	2019005015	081	Data Element 14 (Type Property Loss/Etc.) must be 1=None or 5=Recovered when Data Element 6 (UCR Offense Code) is 280=Stolen Property Offenses and Data Element 7 (Offense Attempted/Completed) is C=Completed.
Incident	2019010003	844	The Family Violence Indicator in the Segment8 - Family Violence Indicator must NOT be Y if victim related to = ST, RU, and any NON family relationship code.
Incident	2019012002	844	The Family Violence Indicator in the Segment8 - Family Violence Indicator must NOT be Y if victim related to = ST, RU, and any NON family relationship code.
Incident	2019019007	844	The Family Violence Indicator in the Segment8 - Family Violence Indicator must NOT be Y if victim related to = ST, RU, and any NON family relationship code.
Incident	2019021018	844	The Family Violence Indicator in the Segment8 - Family Violence Indicator must NOT be Y if victim related to = ST, RU, and any NON family relationship code.

Error Number	Incident/Arrest Transaction Number	ORI	Error Description	View
844	2019021018	TX	The Family Violence Indicator in the Segment8 - Family Violence Indicator must NOT be Y if victim related to = ST, RU, and any NON family relationship code.	
844	2019019007	TX	The Family Violence Indicator in the Segment8 - Family Violence Indicator must NOT be Y if victim related to = ST, RU, and any NON family relationship code.	
844	2019012002	TX	The Family Violence Indicator in the Segment8 - Family Violence Indicator must NOT be Y if victim related to = ST, RU, and any NON family relationship code.	
844	2019010003	TX	The Family Violence Indicator in the Segment8 - Family Violence Indicator must NOT be Y if victim related to = ST, RU, and any NON family relationship code.	
081	2019005015	TX	Data Element 14 (Type Property Loss/Etc.) must be 1=None or 5=Recovered when Data Element 6 (UCR Offense Code) is 280=Stolen Property Offenses and Data Element 7 (Offense Attempted/Completed) is C=Completed.	
844	2019002015	TX	The Family Violence Indicator in the Segment8 - Family Violence Indicator must NOT be Y if victim related to = ST, RU, and any NON family relationship code.	

Error Data Set ID:	2689770	Import File ID:	66818 <a href="#">↕</a>
Incident/Arrest Transaction Number:	[REDACTED]	Agency ID:	35
Month of Submission:	4	Year of Submission:	2023
Submission Record Number:	0	ORI:	[REDACTED]
Segment Action Type:	1		
UCR Offense Code:		Person Sequence Number:	
Type Property Loss Etc:		Data Element Number:	
ErrorNumber:	085	Data Value In Error:	

**Error Message:** EACH VICTIM MUST BE CONNECTED TO AT LEAST TWO OFFENDERS

**Error Explanation:** Segment Level 4 (Victim Segment) with a data value in Data Element 24 (Victim Connected to UCR Offense Code) of a Crime Against Person or is a Crime Against Property must contain at least two offender sequence numbers in Data Element 34 (Offender Number to be Related) when there are two or more Segment Level 5 (Offender Segment) records submitted for the incident, and Data Element 25 (Type of Victim) is I = Individual or L = Law Enforcement.

**Error Description:** Segment Level 4 (Victim Segment) with a data value in Data Element 24 (Victim Connected to UCR Offense Code) of a Crime Against Person or is a Crime Against Property must contain at least two offender sequence numbers in Data Element 34 (Offender Number to be Related) when there are two or more Segment Level 5 (Offender Segment) records submitted for the incident, and Data Element 25 (Type of Victim) is I = Individual or L = Law Enforcement. (Error Code -- 085)

**Segment:** 01414I042023 TX [REDACTED] 006803 00123H I34 FWN

**Error Description:** Data Element 33 (Type Injury) Can have multiple data values and was [REDACTED] however, the entry shown between the brackets in [value] above cannot be entered with any other data value.

**Segment:** 01414I042023 TX [REDACTED] 32282 00113B I26 FBNR MN 01XR



- Home
- File Imports
- Data Center
  - Search**
  - Working Items
  - New Incident Report
  - New Arrest Report
  - New Zero Report
- FBI Extracts
- LE Employee Data
- Messages
- Report Center
- System Admin
- Public Admin
- System Logging
- FAO

### Search Criteria

Agency: TX [Redacted]

Report Type: All

Month of Submission: [Dropdown]

Report Identifier: 2018144015

Year of Submission: 2019

Search

### Reports

Report Type	Report Identifier	Agency	Month of Submission	Year of Submission	Incident Date	Delete	View
Incident	2018144015	[Redacted]	March	2019	5/24/2018		<a href="#">View</a>

<< < 1 > >> Go to page: 1 Row count: 50 Showing 1-1 of 1

## Administrative Segment (1) ^

**Incident Number:** 2018144015

**Agency:** TX

**Incident Date:** 2018-05-24

**Incident Hour:** 17:00

**Report Date Indicator:**

**Cargo Theft:** No

**Month of Submission:** March

**Year of Submission:** 2019

**Cleared Exceptionally:** Not Applicable

**Exceptional Clearance Date:**

## Offense Segments (Level 2) ^

### Offense Segment ^

**UCR Offense Code:** Motor Vehicle Theft

**Attempted/Completed:** Completed

**Location Type:** Commercial/Office Building

**Number of Premises Entered:** 0

**Method of Entry:**

## Property Segments (Level 3)

### Property Segment

**Type Property Loss:** Recovered (to impound property that was previously stolen)

**Number of Stolen Vehicles:**

**Number of Recovered Vehicles:** 1

### Property Group

**Description(1):** Automobiles      **Value(1):** 19,825      **Date Recovered(1):** 5/24/2018

### Property Segment

**Type Property Loss:** Stolen/Etc. (includes bribed, defrauded etc)

**Number of Stolen Vehicles:** 1

**Number of Recovered Vehicles:**

### Property Group

**Description(1):** Automobiles      **Value(1):** 19,825      **Date Recovered(1):**

## Victim Segments (Level 4)

### Victim Segment

<b>Victim Sequence Number:</b>	1	<b>Type of Victim:</b>	Business
<b>Min Age:</b>		<b>Max Age:</b>	
<b>Sex:</b>		<b>Race:</b>	
<b>Ethnicity:</b>		<b>Resident Status:</b>	
<b>Justifiable Homicide:</b>		<b>Officer Activity:</b>	
<b>Officer Assignment Type:</b>		<b>Officer-ORI Other Jurisdiction:</b>	

### Relationship of Victim to Offense

<b>Connected to UCR(1):</b>	Motor Vehicle Theft
-----------------------------	---------------------

## Offender Segments (Level 5)

<b>Offender Sequence Number:</b>	0
----------------------------------	---



# Crime in Texas Online Portal

➤ **The Crime in Texas (CIT) Online Portal is for the public to review UCR data from TX agencies.**

**<https://txucr.nibrs.com>**

➤ **The information included in the portal is updated as agencies submit data.**

**Therefore, we tell agencies that they need to review their data and submit updates and corrections each month.**

➤ **Within the Reports section of the portal, data is split between NIBRS, Summary, and Texas mandated reports.**

# RECAP

- ❖ **LEA is the record holder.**
- ❖ **Submit your files on/before the 10th of the month**
- ❖ **Make only one submission per month**
- ❖ **Any error within an incident blocks it from being uploaded into the repository or being sent to the FBI**
- ❖ **Updates and corrections to incidents should be included in the next month's NIBRS submission**
- ❖ **Uploaded files cannot be deleted from the UCR system and become permanent records in the UCR database**

# REVIEW

▶ **1. T/F: anyone can log in to the UCR website and upload a file.**

▶ **Answer: False**

# REVIEW

▶ **2. T/F: The IBR bureau is responsible for the accuracy of the data an agency has submitted.**

▶ **Answer: False**

# REVIEW

- ▶ **3. T/F: an agency can unfound a case if their District Attorney decides not to pursue charges.**

- ▶ **Answer: False**

Thank  
you!!

**Compliance and Training Bureau  
Training Team**

# Uniform Crime Reporting

**IBR Bureau**

**512-424-2091**

**[NIBRS@dps.texas.gov](mailto:NIBRS@dps.texas.gov)**

**[IBR.training@dps.texas.gov](mailto:IBR.training@dps.texas.gov)**



**Shawna Goerlitz**