



The Texas Department of Public Safety

Fiscal Year 2015 & Fiscal Year 2016 Annual Report

FISCAL YEAR 2015 & FISCAL YEAR 2016 REPORT



Steven P. Mach



Manny Flores



A. Cynthia "Cindy" Leon



Randy Watson

This report provides an overview of the activities and achievements of the Texas Department of Public Safety for Fiscal Years (FY) 2015 and 2016. DPS Troopers, Special Agents and Texas Rangers report for duty every day to patrol our highways and investigate crimes, all with the critical mission of serving and protecting the people of Texas, no matter the dangers. These officers are supported by a legion of highly dedicated non-commissioned professionals – including driver license personnel; regulatory and law enforcement support professionals; emergency management personnel; administrative staff; and many more – who proudly work countless hours providing exceptional services to their fellow colleagues and residents. These men and women embody what it means to be a true public servant – and they are proud to carry the charge.

As a law enforcement agency, we recognize the monumental authority and responsibility entrusted to us. As such, we have high standards and expectations of our employees to always uphold the U.S. and Texas Constitutions as well as DPS' core values of integrity, accountability, excellence and teamwork. In today's ever-changing threat environment, it is imperative that we remain vigilant and adept at adjusting our strategies and approaches to meet and defeat those threats, especially as our population continues to grow.

Most importantly, we will remain accountable to our state leaders and the public we serve by promoting and demonstrating transparency in all that we do. We will also continuously work to improve our operations by leveraging new ideas, new relationships and leading-edge technology to maximize the resources you have provided. We greatly appreciate your support of our vital mission as well as the men and women of the Department, and we will strive to meet and exceed your expectations.

A handwritten signature in blue ink, reading "A. Cynthia Leon".

A. Cynthia Leon
Chairman, Public Safety Commission

A handwritten signature in blue ink, reading "Steven C. McCraw".

Steven C. McCraw
Director

ABOUT DPS

Mission	Protect and Serve Texas
Vision	Proactively protect the citizens of Texas in an ever changing threat environment while always remaining faithful to the U.S. and State Constitutions.
Motto	Courtesy, Service, Protection
Core Values	<p>Integrity: We demonstrate through our actions honesty, fairness and respect for others in our professional and personal lives.</p> <p>Excellence: We strive to be outstanding in everything we do and we never settle for less.</p> <p>Accountability: We seek and accept responsibility for our actions, performance and results.</p> <p>Teamwork: We work closely with other agencies to achieve common objectives.</p>
Strategic Goals	<ul style="list-style-type: none">★ Combat Crime and Terrorism★ Enhance Highway and Public Safety★ Enhance Statewide Emergency Management★ Enhance Public Safety Licensing and Regulatory Services

DPS BUDGET

The Texas Legislature appropriated \$1.351 billion for Fiscal Year (FY) 2015. DPS expended \$1.2 billion and collected \$601 million in licensing fees during FY 2015. The below chart reflects the Department's expenditures, collections, staffing and federal pass-through grants – by divisions and goals – for FY 2015.

Of the \$601 million in fees collected by DPS in FY 2015, 8% or \$46 million was retained by the Department to pay operating costs and 92% or \$554 million was used for other state purposes reflected in the below chart.

The State Legislature appropriated \$1.541 billion for FY 2016. DPS expended \$1.37 billion and collected \$537 million in licensing fees. The below chart reflects the Department's expenditures, collections, staffing and federal pass-through grants – by divisions and goals – for FY 2016.

Of the \$537 million in fees collected by DPS in Fiscal Year 2016, 10% or \$55 million was retained by the Department to pay operating costs and 90% or \$482 million was used for other state purposes reflected in the chart below.

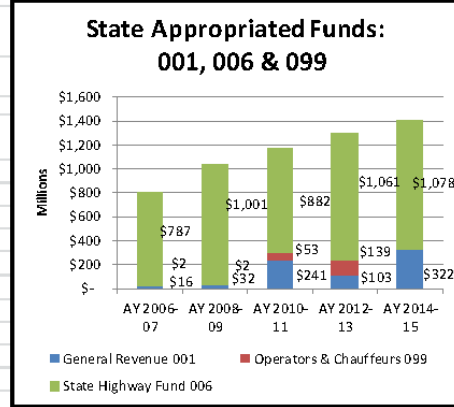
Texas Department of Public Safety

Finance Dashboard

AY 2015

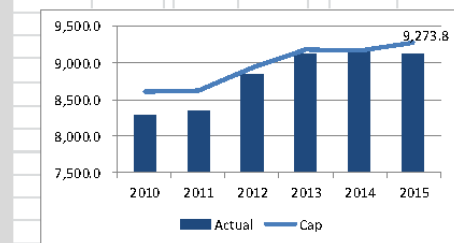
Y-T-D As of August 2015

	Adjusted Budget	Exp, Enc & Pre-Enc	Remaining Balance	Percent
Operations	\$ 845,330,257	\$ (809,364,819)	\$ 35,965,438	4%
Restricted Funds:				
Federal Funds & IAC	377,846,539	(303,743,077)	74,103,461	20%
Rd 2 Capital Budget (incl Fed Fds)	128,411,102	(88,597,422)	39,813,680	31%
TOTAL AGENCY	\$ 1,351,587,897	\$ (1,201,705,318)	\$ 149,882,579	11%
Salaries & Other Personnel	\$ 597,080,931	\$ (579,666,676)	17,414,254	3%
Other	182,590,510	(173,490,119)	9,100,392	5%
Professional Fees	43,643,779	(35,709,405)	7,934,374	18%
Fuels	22,015,036	(20,498,618)	1,516,418	7%
Total OPERATIONS	\$ 845,330,256	\$ (809,364,819)	\$ 35,965,438	4%
DIVISIONS:				
Highway Patrol	\$ 280,695,603	\$ (280,356,631)	\$ 338,972	0%
Driver License	122,776,486	(122,113,798)	662,688	1%
Law Enforcement Support	89,051,538	(81,764,812)	7,286,726	8%
Criminal Investigations	95,153,157	(90,988,129)	4,165,028	4%
Administration/Deferred Maint	40,096,275	(39,858,659)	237,616	1%
Information Technology	31,550,522	(30,281,887)	1,268,635	4%
DD Law Enforcement	44,057,420	(40,289,835)	3,767,585	9%
Regulatory Services	28,935,054	(25,587,159)	3,347,895	12%
Texas Rangers / Local Border	39,665,042	(32,934,122)	6,730,920	17%
Executive Office / OGC / Reserve	10,427,904	(7,023,906)	3,403,998	33%
Education, Training & Research	20,105,094	(17,178,441)	2,926,653	15%
Intelligence & Counterterrorism	10,419,804	(9,657,385)	762,419	7%
Chief of Staff/State Admin Agy*	16,264,399	(15,731,699)	532,700	3%
Finance	6,275,337	(6,273,700)	1,637	0%
TDEM	5,561,072	(5,508,127)	52,945	1%
Public Safety Commission	4,295,550	(3,816,529)	479,021	11%
Total OPERATIONS by DIVISION	\$ 845,330,257	\$ (809,364,818)	\$ 35,965,438	4%
FEDERAL FUNDS & IAC				
Nat'l Asset Seizure App Fd 222	\$ 960,367	\$ (456,633)	\$ 503,734	52%
SAA (Homeland Security) Fd 221	93,851,404	(88,793,630)	5,057,774	5%
TDEM Fd 092	237,039,584	(184,186,460)	52,853,123	22%
Other Programs	45,995,184	(30,306,353)	15,688,831	34%
Total FED FUNDS & IAC	\$ 377,846,538	\$ (303,743,076)	\$ 74,103,461	20%
Salaries and Wages	\$ 45,325,419	\$ (32,415,093)	\$ 12,910,326	28%
Other Personnel Costs	3,612,122	(1,086,369)	2,525,753	70%
Operating	62,715,125	(55,058,209)	7,656,916	12%
Grants	262,686,990	(213,896,986)	48,790,004	19%
Capital Expenditures	3,506,883	(1,286,421)	2,220,462	63%
Total FED FUNDS & IAC	\$ 377,846,539	\$ (303,743,077)	\$ 74,103,461	20%
GOALS:				
Combat Crime & Terrorism	\$ 312,344,041	\$ (288,177,722)	\$ 24,166,318	8%
Enhance Public Safety	276,154,022	(260,807,233)	15,346,788	6%
Emergency Management	336,091,564	(280,311,969)	55,779,595	17%
Regulatory & Agency Services	426,998,269	(372,408,392)	54,589,876	13%
TOTAL GOALS	\$ 1,351,587,895	\$ (1,201,705,317)	\$ 149,882,579	11%
Method Of Finance:				
General Revenue 001	\$ 387,888,322	\$ (373,786,240)	\$ 14,102,082	
State Highway Fund 006	407,421,310	(396,808,453)	10,612,857	
General Obligation Bonds	37,467,484	(4,097,757)	33,369,727	
Budget Execution	64,900,000	(63,805,934)	1,094,066	
HB2 Supplemental OSS	29,253,684	(21,790,911)	7,462,773	
Federal Funds & IAC	379,029,342	(304,882,730)	74,146,611	
Appropriate d Receipts	39,793,329	(31,769,511)	8,023,818	
Federal Seized Fund 222	5,834,425	(4,763,781)	1,070,644	
TOTAL MOF	\$ 1,351,587,896	\$ (1,201,705,317)	\$ 149,882,579	11%



	Commissioned FTE Cap	Non-Commissioned FTE Vacant	Non-Commissioned FTE Vacant	TOTAL FTEs	Subset Fed FTEs
Highway Patrol	2,653.0	133.0	498.0	28.0	3,151.0
Driver License	1.0	0.0	1,889.0	(122.0)	1,890.0
Law Enforcement Support	0.0	(1.0)	927.0	64.2	927.0
Criminal Investigations	700.0	69.0	146.0	19.0	846.0
Administration/Deferred Maint	2.0	1.0	423.0	27.0	425.0
Information Technology	0.0	0.0	257.0	32.0	257.0
DD Law Enforcement	196.0	15.0	136.0	18.0	332.0
Regulatory Services	10.0	0.0	360.0	8.0	370.0
Texas Rangers / Local Border	171.0	4.0	38.0	4.0	209.0
Executive Office / OGC / Reserve	1.0	0.0	107.8	14.8	108.8
Education, Training & Research	53.0	(4.0)	56.0	7.0	109.0
Intelligence & Counterterrorism	15.0	5.0	143.0	14.0	158.0
Chief of Staff/State Admin Agy*	67.0	6.0	51.0	5.0	118.0
Finance	0.0	0.0	115.5	2.5	115.5
TDEM	2.0	(1.0)	216.0	(20.4)	218.0
Public Safety Commission	13.0	(2.0)	26.5	4.0	39.5
Total OPERATIONS by DIVISION	3,884.0	225.0	5,389.8	105.1	9,273.8
Recruits/Interns		(103.0)	*Contractors	(71.5)	
122.0	Vacancies	33.6	(155.6)	Vacancies	

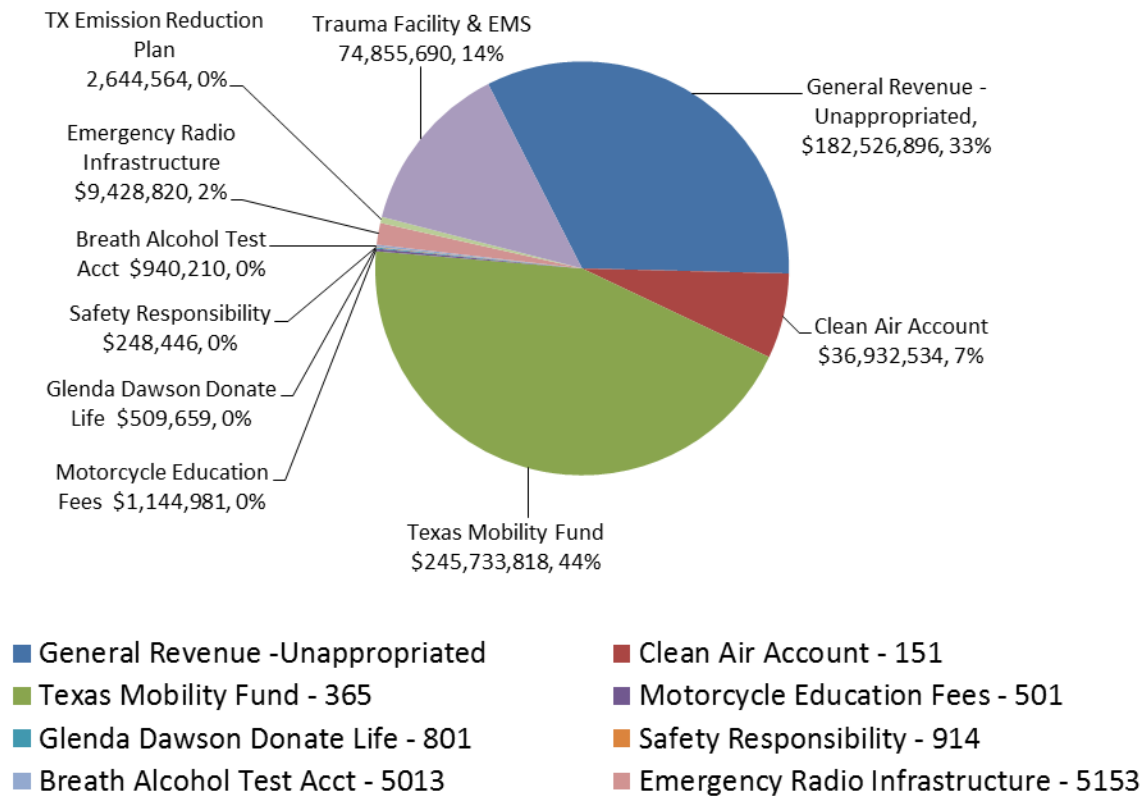
*Recruit FTEs are exempt from FTE count until graduation, per Rider 21.




	Est. Collections	Collections
GR-Unappropriated	\$ 184.4 M	\$ 182,526,896
Clean Air Act 151	81.1 M	36,932,534
Texas Mobility Fd 365	277.3 M	245,733,818
Motorcycle Ed Fees 501	1.2 M	1,144,981
Safety Responsibility	0.0 M	248,446
Breath Alcohol Test Act 5013	1.0 M	940,210
Emergency Radio 5153	10.1 M	9,428,820
TX Emission Reduc. Plan 5071	5.9 M	2,644,564
Trauma Facility & EMS 5111	85.8 M	74,855,690
Total Unappropriated Rev	\$ 646.8 M	\$ 554,965,617

APPROP. COLLECTIONS:	To Be Collected:
\$ 46,358,985	\$ (6,952,296)
\$ 6,436,730	\$ -
	118% App Rec
	18% Seized Fd

AY 2015 Unappropriated Revenue Collection -Total \$554,965,617



**AY 2015 Appropriated and Unappropriated
Revenue Collections - Total \$601,324,602**



Texas Department of Public Safety

Finance Dashboard

AY 2016

Y-T-D As of August 2016

	Adjusted Budget	Exp, Enc & Pre-Enc	Remaining Balance	Percent
Operations	\$ 959,045,928	\$ (890,813,546)	\$ 68,232,382	7%
Restricted Funds:				
Federal Funds & IAC	427,821,598	(384,627,707)	43,193,890	10%
Rd 2 Capital Budget (Ind Fed Funds)	154,759,503	(95,285,785)	59,473,718	38%
TOTAL AGENCY	\$1,541,627,029	\$ (1,370,727,038)	\$ 170,899,991	11%
Salaries & Other Personnel	\$ 660,319,870	\$ (644,649,060)	\$ 15,670,810	2%
Other	237,626,094	(196,252,859)	41,373,235	17%
Professional Fees	42,356,783	(34,108,627)	8,248,156	19%
Fuels	18,743,181	(15,802,999)	2,940,182	16%
TOTAL OPERATIONS	\$ 959,045,928	\$ (890,813,546)	\$ 68,232,382	7%

DIVISIONS:

Highway Patrol	\$ 337,979,710	\$ (327,438,169)	\$ 10,541,541	3%
Driver License	135,606,376	(125,179,676)	10,426,700	8%
Law Enforcement Support	114,605,086	(98,379,677)	16,225,409	14%
Criminal Investigations	101,361,830	(97,418,154)	3,943,676	4%
Administration	28,687,824	(26,711,476)	1,976,348	7%
Information Technology	31,225,078	(29,849,741)	1,375,337	4%
DD Law Enforcement	34,452,376	(34,154,594)	297,782	1%
Agency Pooled Costs	8,637,893	(8,636,535)	1,358	0%
Regulatory Services	26,993,402	(25,781,180)	1,212,222	4%
Texas Rangers	46,607,061	(41,873,189)	4,733,872	10%
Executive Office / OGC/Reserve	13,558,158	(7,243,700)	6,314,458	47%
Education, Training & Research	33,854,501	(30,470,981)	3,383,520	10%
Intelligence & Counterterrorism	14,448,925	(9,616,881)	4,832,044	33%
Homeland Security & Services	13,170,658	(11,512,545)	1,658,113	13%
Finance	7,109,171	(6,958,880)	150,291	2%
Texas Div of Emergency Mgmt	6,055,617	(5,573,715)	481,902	8%
Public Safety Commission	4,692,262	(4,014,453)	677,809	14%
TOTAL OPERATIONS by DIVISION	\$ 959,045,928	\$ (890,813,546)	\$ 68,232,382	7%

FEDERAL FUNDS & IAC

Homeland Security Fed 221	\$ 4,916,951	\$ (3,929,172)	\$ 987,779	20%
Tx Div of Emergency Mgmt Fd 092	374,800,754	(337,812,365)	36,988,390	10%
Other Programs	48,103,892	(42,886,170)	5,217,722	11%
TOTAL FED FUNDS & IAC	\$ 427,821,598	\$ (384,627,708)	\$ 43,193,890	10%

Salaries and Wages	\$ 40,589,367	\$ (35,724,484)	\$ 4,864,883	12%
Other Personnel Costs	1,728,591	(1,467,560)	261,030	15%
Operating	47,338,633	(42,002,354)	5,336,279	11%
Grants	337,374,071	(305,116,228)	32,257,842	10%
Capital Expenditures	790,937	(317,081)	473,856	60%
TOTAL FED FUNDS & IAC	\$ 427,821,598	\$ (384,627,707)	\$ 43,193,890	10%

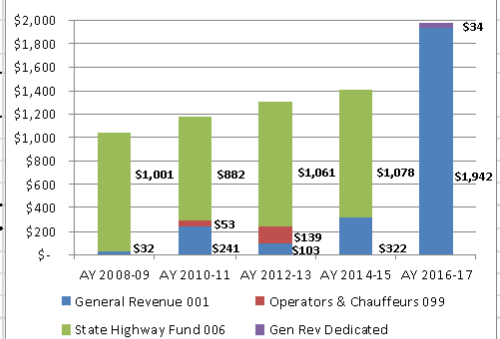
GOALS:

Combat Crime & Terrorism	\$ 158,838,213	\$ (147,392,513)	\$ 11,445,699	7%
Secure Texas	241,616,180	(218,111,077)	23,505,103	10%
Enhance Public Safety	277,800,499	(263,925,979)	13,874,521	5%
Emergency Management	394,858,009	(356,973,376)	37,884,633	10%
Regulatory Services	286,603,641	(251,477,844)	35,125,797	12%
Agency Services	181,910,486	(132,846,249)	49,064,237	27%
TOTAL GOALS	\$1,541,627,029	\$ (1,370,727,037)	\$ 170,899,991	11%

Method Of Finance:

General Revenue 001	\$1,008,277,357	\$ (921,176,629)	\$ 87,100,728	9%
General Obligation Bonds	34,762,067	(9,418,176)	25,343,891	73%
General Revenue Dedicated	17,208,301	(13,444,271)	3,764,030	22%
Federal Funds & IAC	428,100,592	(385,067,541)	43,033,051	10%
Appropriated Receipts	52,828,712	(41,424,577)	11,404,135	22%
Federal Seized Fund 222	450,000	(195,844)	254,156	56%
TOTAL MOF	\$1,541,627,029	\$ (1,370,727,038)	\$ 170,899,991	11%

State Appropriated Funds

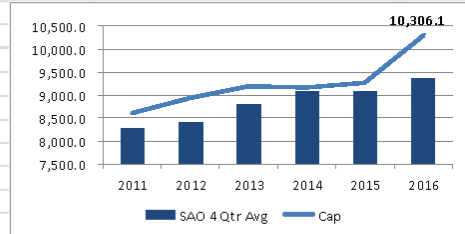


Commissioned	Non-Commissioned	TOTAL	Subset
FTE Cap	Vacant	FTE Cap	Fed FTEs
2,981.0	176.0	641.0	85.0
1.0	0.0	2,343.8	251.8
1.0	0.0	989.0	98.0
705.0	79.0	156.0	27.0
2.0	1.0	483.0	48.0
0.0	0.0	260.0	11.0
81.0	9.0	12.0	(1.0)
0.0	0.0	0.0	0.0
12.0	0.0	392.0	16.0
189.0	13.0	39.0	3.0
1.0	0.0	109.3	13.3
75.0	5.0	60.0	(9.0)
15.0	6.0	155.0	34.0
72.0	11.0	43.0	8.0
0.0	0.0	129.5	9.0
3.0	1.0	311.0	66.7
17.0	(1.0)	27.5	9.0
4,155.0	300.0	6,151.1	669.8
			10,306.1

Recruits/Interns	(126.0)	* Contractors	(251.2)
	174.0	Vacancies	418.6
			969.8
			9,336.3

*Recruit FTEs exempt from FTE until graduation (Rider 20)

FTE Cap vs SAO 4 Quarter Average

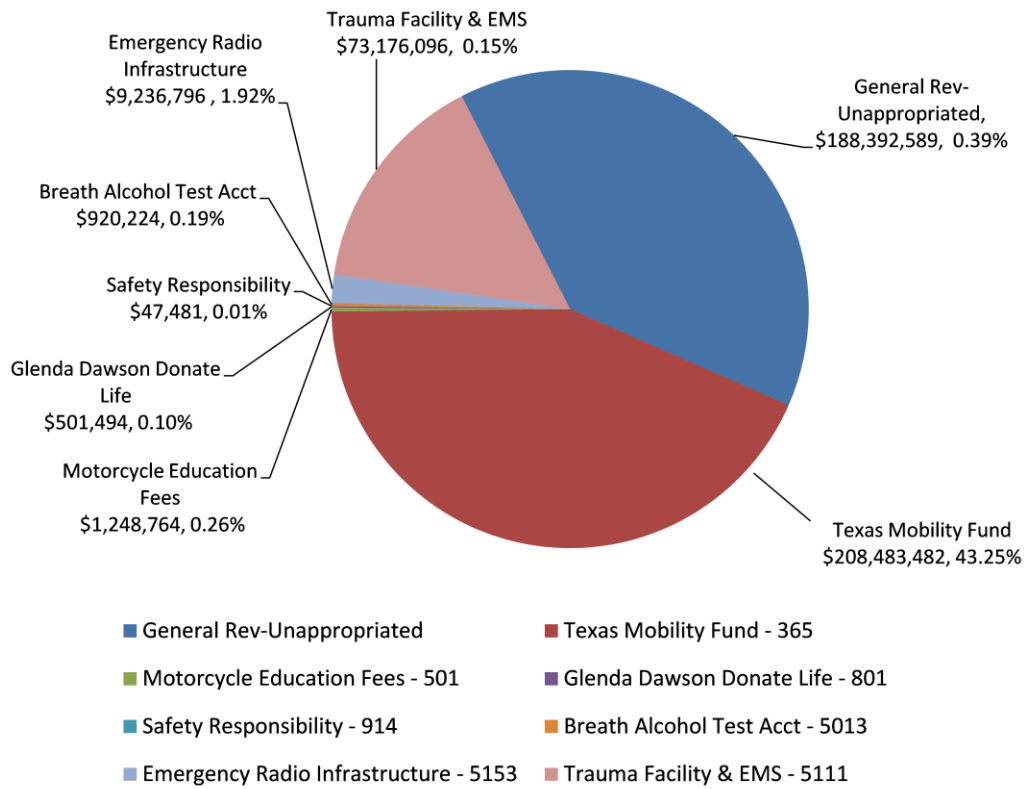


	Est. Collections	Collections
GR-Unappropriated	\$ 184.4 M	\$188,392,589
Texas Mobility Fd 365	277.3 M	208,483,482
Motorcycle Ed Fees 501	1.2 M	1,248,764
Glenda Dawson Donate Life 801	0.5 M	501,494
Safety Responsibility 914	0.2 M	47,481
Breath Alcohol Test Acct 5013	1.0 M	920,224
Emergency Radio 5153	10.1 M	9,236,796
Trauma Facility & EMS 5111	85.8 M	73,176,096
Total Unappropriated Rev	\$ 560.6 M	\$482,006,926

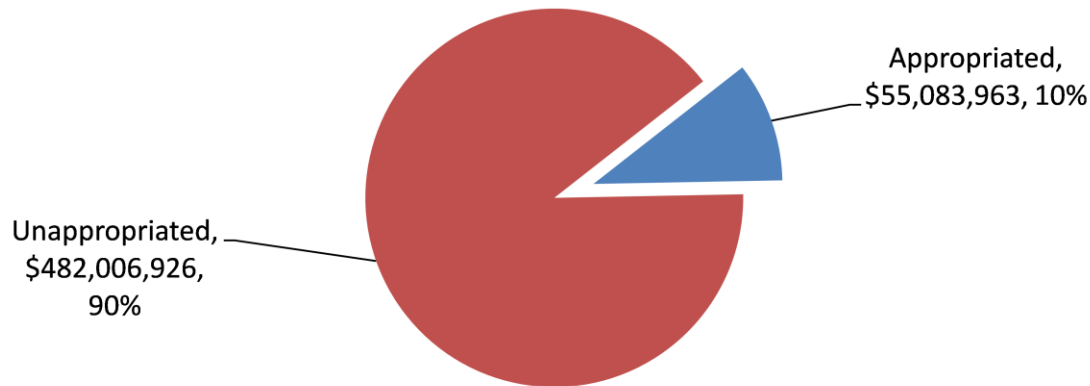
APPROPRIATE COLLECTIONS:

\$ 55,083,963	4% App Rec
\$ 3,817,912	0% Seized Fd

AY 2016 Unappropriated Revenue Collection - Total \$482,006,926



AY 2016 Appropriated and Unappropriated Revenue Collections - Total \$537,090,889



ACCOMPLISHMENT SUMMARY

The mission of the Department is to protect and serve Texas, which we have done since 1823, first as the Texas Rangers, and since 1935, as the Texas Department of Public Safety.

The four strategic goals of the Department are:

- ★ Combat Crime and Terrorism
- ★ Enhance Highway & Public Safety
- ★ Enhance Statewide Emergency Management
- ★ Enhance Public Safety Licensing & Regulatory Services

In furtherance of these goals the Department:

- Conducts proactive, around-the-clock patrols across more than 300,000 miles of roadway.
- Investigates organized crime, violent crime, terrorism and public integrity and corruption cases.
- Conducts tactical operations on the border and throughout the state.
- Coordinates the state's emergency management and homeland security operations.
- Provides crime laboratory analysis, aviation and maritime support, information sharing, intelligence, training, communications, and patrol and investigative support to local, state, and federal law enforcement agencies throughout the state.

- Provides licensing and regulatory oversight of the private security industry, motor vehicle inspections, narcotics, metals, concealed handgun, and driver licenses.

These activities resulted in the following accomplishments in Fiscal Years 2015 and 2016:

Goal: Combat Crime and Terrorism

- Rescued 103 children who were reported missing, exploited or at risk of exploitation (46 in FY 2015 and 57 in FY 2016)
- Arrested 21,115 high threat criminals (9,861 in FY 2015 and 11,254 in FY 2016)
- Seized more than \$2.2 billion cocaine, methamphetamine, marijuana and heroin (over \$1.2 billion in FY 2015 and over \$986 million in FY 2016)
- Seized over \$100.85 million in cash and property (over \$55.78 million in FY 2015 and over \$45.07 million in FY 2016)
- Concluded 22 major statewide criminal enterprise investigations (10 in FY 2015 and 12 in FY 2016)
- Conducted 10 state wire intercepts targeting drug trafficking networks (two in FY 2015 and eight in FY 2016)
- Captured 26 of the most wanted fugitives in Texas (14 in FY 2015 and 12 in FY 2016)
- Captured 28 of the most wanted sex offenders in Texas (21 in FY 2015 and seven in FY 2016)
- Conducted 2,725 violent crime investigations (1,342 in FY 2015 and 1,383 in FY 2016)
- Conducted 440 public corruption investigations (217 in FY 2015 and 223 in FY 2016)
- Flew 21,159 mission hours, resulting in 9,936 apprehension assists and more than \$191 million in drug seizures (10,590 mission hours, 4,173 apprehension assists and \$111 million in drug seizures in FY 2015; and 11,569 mission hours, 5,763 apprehension assists and \$80 million in drug seizures in FY 2016)
- Analyzed 93,118 DNA profiles uploaded to the Combined DNA Information System (CODIS) (50,412 in FY 2015 and 42,706 in FY 2016)
- Made 5,590 hits on DNA profiles aiding in the investigation of unsolved criminal cases (3,143 in FY 2015 and 2,447 in FY 2016)
- Provided forensic examinations in 198,675 cases for local and state law enforcement agencies at no cost (95,799 cases in FY 2015 and 102,876 cases in FY 2016)
- Conducted 5,932 polygraph examinations (2,341 in FY 2015 and 3,591 in FY 2016)
- Recovered 1,902 stolen vehicles (932 in FY 2015 and 970 in FY 2016)
- Processed 179,192,602 NCIC/TCIC queries (92,675,026 in FY 2015 and 86,517,576 in FY 2016)

- Managed 2,936,376,246 TLETS transactions (1,412,590,192 in FY 2015 and 1,523,786,054 in FY 2016)
- Provided local, state and federal officers analytical assistance in 123,553 instances (70,211 in FY 2015 and 53,342 in FY 2016)
- Produced 1,407 Situation Reports (746 in FY 2015 and 661 in FY 2016)
- Collected, assessed and disseminated 6,396 Suspicious Activity Reports (3,818 in FY 2015 and 2,578 in FY 2016)
- Produced 55 risk and vulnerability assessments, and conducted 188 investigations into threats and suspicious activities against state officials (21 assessments and 89 investigations in FY 2015; and 34 assessments and 99 investigations in FY 2016)
- Collected, assessed, and disseminated 91,337 Border Incident Activity Reports (45,413 in FY 2015 and 45,924 in FY 2016)
- Conducted 16 comprehensive intelligence assessments (nine in FY 2015 and seven in FY 2016)
- Trained 759 Texas law enforcement officers, 961 out-of-state officers, and 253 international officers on the detection and rescue of child victims (298 Texas officers, 514 out-of-state officers and 253 international officers trained in FY 2015; and 461 Texas officers, 447 out-of-state officers and 0 international officers trained in FY 2016)
- Provided 1,339,525 hours of training to local and state law enforcement officers (583,934 in FY 2015 and 755,591 in FY 2016)

Goal: Enhance Highway & Public Safety (HP)

- Conducted 8,790,496 hours of patrol on state roadways (4,232,584 in FY 2015 and 4,557,912 in FY 2016)
- Made 30,586 DWI arrests (14,860 in FY 2015 and 15,726 in FY 2016)
- Removed 136,659 unsafe commercial vehicles from the highways (66,393 in FY 2015 and 70,266 in FY 2016)
- Removed 23,405 unsafe commercial drivers from the highways (11,445 in FY 2015 and 11,960 in FY 2016)
- Issued 1,427,182 traffic citations (675,401 in FY 2015 and 751,781 in FY 2016)
- Issued 2,711,113 traffic warnings (1,326,645 in FY 2015 and 1,384,468 in FY 2016)
- Provided 82,315 public assists (40,681 in FY 2015 and 41,634 in FY 2016)
- Inspected 744,795 commercial motor vehicles (349,438 in FY 2015 and 395,357 in FY 2016)
- Investigated 136,451 traffic crashes, including 3,370 fatalities (68,284 crashes, including 1,702 fatalities in FY 2015, and 68,167 crashes, including 1,668 fatalities in FY 2016)

Goal: Enhance Statewide Emergency Management (TDEM)

- Assisted 3,977 agencies receiving state response assistance for emergencies and disasters (1,865 in FY 2015 and 2,112 in FY 2016)
- Assessed 5,026 local government planning documents (1,766 in FY 2015 and 3,260 in FY 2016)
- Conducted 251,768 hours of instruction to emergency management community (121,625 in FY 2015 and 130,143 in FY 2016)
- Produced 230 Situation Reports (111 in FY 2015 and 119 in FY 2016)
- Managed 641 active hazard mitigation projects (344 in FY 2015 and 297 in FY 2016)
- Confirmed 4,028 local jurisdictions have the basic level of emergency planning preparedness, including 1,331 primary jurisdictions at the basic preparedness level in FY 2015. In FY 2016, confirmed 3,790 local jurisdictions have the basic level of emergency planning preparedness, including 1,301 primary jurisdictions at the basic preparedness level.

Goal: Enhance Public Safety Licensing and Regulatory Services (DL & RSD)

- Issued 10,447,960 driver licenses (5,177,065 in FY 2015 and 5,270,895 in FY 2016)
- Issued 1,884,657 state identification cards (997,315 in FY 2015 and 887,342 in FY 2016)
- Processed 31,467,866 driver record transactions (15,698,110 in FY 2015 and 15,769,756 in FY 2016)
- Conducted 1,315,627 examinations (661,504 in FY 2015 and 654,123 in FY 2016 – ROAD TESTS ONLY)
- Administered 44,115 non-driving related enforcement actions, including suspensions and revocations (29,700 in FY 2015 and 14,415 in FY 2016)
- Assisted 2,667,448 customers through the contact center (1,396,550 in FY 2015 and 1,270,898 in FY 2016)
- Received 4,722,319 organ donation applications (2,359,184 donation applications in FY 2015; and 2,363,135 donation applications in FY 2016)
- Processed 3,134,952 new voter registration applications and updates to current voter registrations information (1,413,433 in FY 2015 and 1,721,519 in FY 2016)
- Processed 642,262 new selective service applications and updates to current selective service files (330,962 in FY 2015 and 311,300 in FY 2016)
- Received 747,943 contributions for the Blindness Education Screening and Treatment (387,710 in FY 2015 and 360,233 in FY 2016)
- Received 799,513 contributions for Glenda Dawson Donate Life Texas Registry programs (406,312 in FY 2015 and 393,201 in FY 2016)
- Issued 439,419 concealed handgun/License to Carry licenses (169,358 in FY 2015 and 270,061 in FY 2016)

- Issued 75,021 controlled substance licenses (75,021 in FY 2015 and NA in FY 2016) (121,556 total active registrants). Note that with the exception of enforcement activities, the Controlled Substances program was transferred to the Texas State Board of Pharmacy effective 9/1/2016.
- Issued 85,625 private security licenses in FY 2015 (5,793 active company licenses and 157,039 individuals registered). Issued 84,632 private security licenses in FY 2016 (5,724 active company licenses and 159,264 individuals registered)
- Issued 10,860 vehicle inspection station licenses and 10,661 vehicle inspector licenses in FY 2015 (11,499 active stations and 41,676 active inspectors); Issued 1,701 vehicle inspection station licenses and 35,176 vehicle inspector licenses in FY 2016 (11,715 active stations and 50,252 active inspectors)
- Issued 416 metals recycling licenses in FY 2015 (528 active metals dealers at 898 locations); Issued 274 metals recycling licenses in FY 2016 (497 active metals dealers at 811 locations)
- Processed 2,104,639 criminal history checks for regulated industries, government positions, and personal reviews (964,421 in FY 2015 and 1,140,218 in FY 2016)
- Conducted 30,156 regulatory disciplinary actions (15,454 in FY 2015 and 14,702 in FY 2016)

TEXAS HOMELAND SECURITY

The Department of Public Safety Director also serves as the director of the Texas Office of Homeland Security, which is responsible for coordination of the state's homeland security programs. While DPS plays a critical and direct role in many homeland security missions, the success of Texas' homeland security efforts requires extensive multi-agency, multi-jurisdictional, and public-private coordination.

The Texas Homeland Security Strategic Plan provides the framework for the state's homeland security program by establishing goals and objectives to orient the state's activities to prevent, protect against, mitigate the effects of, respond to, and recover from terrorist and significant criminal attacks, and natural and technological disasters.

In FY 2015-2016, state homeland security planning efforts have focused on completion of the Texas Homeland Security Strategic Plan 2015-2020 (which was approved by the Governor in October 2015), developing priority actions to accomplish each objective in the strategy, and tracking statewide implementation. Each state agency with a role in homeland security and each of Texas' 24 Councils of Governments are required to complete an annual implementation plan for the Texas Homeland Security Strategic Plan, and the Texas Office of Homeland Security coordinates with them to provide guidance on this process. In addition, the office coordinates with all stakeholders to develop the state's annual Threat and Hazard Identification and Risk Assessment and State Preparedness Report, along with other plans and assessments.

The state's homeland security program also coordinates the legislatively established Homeland Security Council and Private Sector Advisory Council. The Homeland Security Council serves as an advisory body and provides a forum for communication and coordination of strategies, plans and policies among Texas state agencies with a role in homeland security. The Private Sector Advisory Council combines the expertise, capabilities and resources of private sector businesses, professional associations, and trade groups to share information among the public and private sectors, and refine sector-specific and cross-sector security and resiliency goals, policies and procedures.

In FY 2016, the Department completed the transition of the State Administrative Agency to the Office of the Governor's Homeland Security Grants Division; with this move, the federal Homeland Security Grant Program and the state's Local Border Security Grant Program are no longer managed by DPS.

TEXAS STATE TROOPERS

The Texas Highway Patrol (THP) Division is responsible for general police traffic supervision, traffic and criminal law enforcement on the rural highways of Texas. In furtherance of this mission, troopers conduct proactive, around-the-clock patrols across more than 300,000 miles of roadway.

During FY 2015, Texas troopers completed 4,232,584 patrol hours and conducted 2,073,872 traffic stops. Troopers made 14,860 arrests for driving while intoxicated and investigated 68,284 traffic crashes. In addition, the Department provided 40,681 public assists, as well as 48,499 assists to other agencies.



DPS canine team seizes \$1,239,775 in currency in Region 3 during Operation Secure Texas.

The Texas Highway Patrol was also responsible for inspecting 349,438 commercial vehicles. As a result of those inspections 66,393 unsafe commercial vehicles and 11,445 unsafe commercial drivers were removed from Texas roadways.

During FY 2015, troopers significantly contributed to the agency's mission to combat crime and terrorism by making 56,041 total criminal arrests, of which 7,235 were high-threat criminal arrests. Troopers conducted 161 counterterrorism assists, and documented and reported 3,666 suspicious activity reports. THP's interdiction efforts also resulted in the seizure of \$10,648,313 in currency and ton quantities of seized drugs worth \$438,697,235.

In FY 2016, troopers completed 4,557,912 patrol hours and conducted 2,230,641 traffic stops; made 15,726 arrests for driving while intoxicated; and investigated 68,167 traffic crashes. In addition, Texas Highway Patrol also provided assistance to the public in 41,634 instances and provided 57,668 assists to other agencies.

The Texas Highway Patrol inspected 395,357 commercial vehicles in FY 2016, resulting in 70,266 unsafe commercial vehicles and 11,960 unsafe commercial drivers being removed from Texas roadways.

During FY 2016, troopers made 65,219 total criminal arrests, of which 9,006 were high-threat criminal arrests. Troopers also conducted 155 counterterrorism assists, and documented and reported 2,034 suspicious activity reports. THP's interdiction efforts also resulted in the seizure of \$10,023,934 in currency and ton quantities of seized drugs worth \$268,220,052.

RECRUITMENT OF NEW TROOPERS

To protect the people of Texas, the Department of Public Safety must be able to recruit, train, equip and retain a cadre of highly talented, selfless and dedicated commissioned officers to fill trooper, special agent and Texas Ranger positions throughout the state. The Texas Legislature has authorized 4,331 commissioned officer positions for the Department, and it is critical that we maintain high standards in filling these positions as the job of a DPS officer requires significant discipline and responsibility.

Trooper applicants undergo a rigorous screening process to gain acceptance to the DPS Training Academy. They must qualify on written/physical demands tests and are required to successfully complete a pre-employment polygraph examination, extensive background investigation, board selection process, psychological testing, physical/vision examinations, and initial drug screening.

A large and highly talented applicant pool is not only critical to the Department's current staffing needs, but imperative for DPS to be prepared to fill any additional positions the Legislature may deem necessary to address the increasing growth and evolving public safety threats in Texas.

In 2015, the Texas Legislature and Governor Greg Abbott authorized 250 additional trooper positions to be permanently stationed in the border area (DPS Regions 3 and 4) by August 2017, as well as additional DPS recruit schools to help fill that need and address vacancies across the state.

To that end, DPS increased the number of recruit schools and established an eight-week advanced recruit school designed for current Texas law enforcement officers who are interested in becoming Highway Patrol troopers. The advanced recruit school was in addition to the two regular 23-week recruit schools scheduled for the year. By the close of December 2016, DPS had filled the 250 new trooper positions – eight months ahead of the August 2017 deadline.

In FY 2015, more than 7,706 individuals applied to DPS recruit school, with 300 accepted and enrolled as trooper trainees. DPS graduated 231 new troopers spread across the year's three completed recruit schools.

In FY 2016, the Department had 11,548 individuals apply to recruit schools, with 601 accepted and 469 graduated from four completed recruit schools.



CRIMINAL INVESTIGATIONS DIVISION

The Criminal Investigations Division (CID) at DPS works with city, county, state and federal law enforcement agencies to conduct investigations related to major organized crime, violent crime, terrorism and human trafficking, and to obtain prosecution for crimes committed in Texas.

During FY 2015, CID special agents made a total of 5,726 criminal arrests, of which 395 were organized crime arrests and 1,767 were high-threat criminal arrests. The division was also responsible for seizing \$45,132,458 in criminal assets and \$783,844,336 worth of drugs. Special agents recovered 932 stolen vehicles and conducted 2,299 sex offender compliance checks.

In FY 2016, special agents made 5,462 criminal arrests, including 383 organized crime arrests and 1,497 high-threat criminal arrests. CID seized \$35,052,151 in criminal assets and \$718,323,952 worth of drugs. Special agents also recovered 969 stolen vehicles and conducted 1,577 sex offender compliance checks in FY 2016.

In Texas, human trafficking is a serious threat to public safety and involves the recruitment, harboring, transporting or procurement of any person for labor or services for the purpose of involuntary servitude, slavery or forced commercial sex acts. Texas has been at the forefront of the battle against human trafficking for many years, and the prevention and detection of these crimes is a matter of utmost importance at DPS.

To that end, CID has two full-time human trafficking squads – one located in Houston and one in the Dallas/Fort Worth area. In addition to the dedicated squads in Dallas and Houston, DPS special agents work human trafficking cases in all the major cities in Texas.

CID accounted for 72 sex trafficking arrests in FY 2015 and 115 in FY 2016.

CID also regularly hosts training related to conducting human trafficking investigations. Special agents from all regions of the state receive this training, which focuses on current trends, how to identify human trafficking victims, the immediate needs of and resources available to victims, and common indicators of trafficking.

Additionally, CID is responsible for the agency's polygraph unit and conducted 2,341 polygraph examinations in FY 2015 and 3,591 in FY 2016.



In April 2016, CID special agents, executed a search/arrest warrant operation. CID special agents arrested a suspect and seized 960 grams of methamphetamine, seven stolen trailers, two travel trailers, three stolen ATVs, one stolen tractor, and 41 firearms, 13 of which were stolen. Total value of recovered property is estimated at \$428,020.

TEXAS RANGERS

The Texas Ranger Division is a major division within DPS with lead criminal investigative responsibility for the following: major incident crime investigations, unsolved crime/serial crime investigations, public corruption investigations, officer involved shooting investigations, and border security operations. Additionally, in 2015, the 84th Texas Legislature directed the Texas Rangers to assume the responsibility of all public integrity investigations across the state. The Texas Rangers Public Integrity Unit launched in December 2015.

The Texas Ranger Division is comprised of 244 full-time employees; including 172 commissioned rangers and 72 support personnel. These employees are assigned as administrative staff, Border Security Operations Center, Joint Operations and Intelligence Centers, and the Special Weapons and Tactics team.

In FY 2015, Texas Rangers conducted 1,342 major violent crime investigations, made 762 high-threat criminal arrests, provided major crime scene assistance in 104 instances and deployed tactical special operations groups 94 times. The division also conducted 217 corruption investigations and made 116 corruption arrests.



At the scene of the July 7, 2016 ambush shooting in Dallas that targeted peace officers. Five officers were killed in the attack and nine officers and civilians wounded.

In FY 2016, Texas Rangers conducted 1,383 major violent crime investigations, made 752 high-threat criminal arrests, provided major crime scene assistance in 80 instances and deployed tactical special operations groups 237 times. Rangers also conducted 223 corruption investigations made 76 corruption arrests.

The Texas Rangers Division also includes the Texas Crimes Against Children Center (TCACC), which was established in 2013 and builds on the Department's Interdiction for the Protection of Children (IPC) program. The objective of the TCACC is to coordinate a unified effort to share information and provide resources to law enforcement investigating crimes involving endangered children. This effort combines the capabilities of the Texas Rangers, Criminal Investigations, Texas Highway Patrol, Intelligence and Counterterrorism Divisions, and the Department's Victim Services Section.

In April 2015, TCACC conducted a multi-state, multi-agency patrol operation over three days focused on increasing awareness among uniformed officers and communities in an effort to identify and rescue missing, exploited or at-risk children. This operation was the first of its kind, with 11 agencies participating, and resulted in the rescue of six children. In September 2016, TCACC again conducted a three-day operation, with 12 agencies participating, that resulted in 12 child rescues involving missing children, leading law enforcement to investigate other crimes, including sexual assault, child neglect and kidnapping.

In FY 2015 Texas Highway Patrol troopers recovered a total of 46 children statewide who were missing, exploited or at risk of exploitation. And to help bolster law enforcement's ability to

rescue children from sex trafficking and exploitation, the division provided specialized training to 870 officers, nationally and internationally. In FY 2016, a total of 57 children were recovered and 913 officers/students were trained.

Established in 2001, the Texas Ranger Unsolved Crimes Investigation Program (UCIP) was created to provide Texas law enforcement agencies with a process for investigating unsolved murders and/or major crimes, or what appear to be serial or linked criminal transactions. Currently each of the six Ranger Companies contains one UCIP Ranger, with a UCIP Program Manager in Waco, Texas.

Since its creation in 2001, the Texas Ranger UCIP has cleared or solved approximately 62 cold cases. In FY 2015, the program cleared/solved six cases, resulting in two convictions. In FY 2016, UCIP rangers cleared/solved seven cold cases resulting in two suspects being arrested, indicted or convicted of murder or capital murder.

Border Security Operations

The Texas Rangers have been heavily involved in the state-directed operations to bolster the level of security along the Texas-Mexico border. The rangers oversee the Border Security Operations Center, Joint Operations Intelligence Centers and the Operation Drawbridge program, which consists of motion-detecting cameras that dramatically expand the state's ability to detect smuggling events in real time.



The Mexican cartels are one of the most significant organized crime threats to Texas and the nation, and their trafficking alliances with transnational and U.S.-based gangs amplify the public safety threat to our communities. There are other serious consequences of having an unsecure border with Mexico beyond drug and human trafficking such as:

- Kidnapping and extortion;
- Public corruption;
- Shootings at U.S. law enforcement officers from Mexico;
- Cartel-related homicides/murders in Texas;
- High-speed felony vehicle evasions in border communities;
- Home invasions;
- Pseudo police stops;
- Recruitment of our children to support cartel operations on both sides of the border;
- The influx of young gang members from Mexico who bring a deviant narco-culture prevalent throughout Mexico into our schools and communities;
- Enhanced integration of criminal operations among gangs; and
- Criminal aliens.

The Governor and Legislature directed DPS to increase the level of security at the Texas-Mexico border by working with our local and state partners to provide direct support to the U.S.

Border Patrol in the deterrence, detection and interdiction of smuggling events between the Ports of Entry. We have done this by increasing the detection coverage and interdiction capacity (with the resources provided by the Texas Legislature), employing around-the-clock ground, air and marine patrol operations on the border using ground units, tactical units, detection technologies, fixed-wing and rotary aircraft, tactical boats, "Cortina Units" (patrol units with both a Border Patrol agent and DPS trooper).

In 2015, Governor Greg Abbott and the Texas Legislature directed DPS to continue the state's ongoing border security operations, called Operation Secure Texas (OST), and during the 84th Legislative Session, Texas leaders provided DPS with additional resources to continue implementing OST. Included in those additional resources were 250 new trooper positions to be permanently assigned to the border regions, along with 22 new Texas Rangers positions with an intent to focus on border-linked criminal activity; and a new Pilatus aircraft.

In FY 2015, OST activity included 1,448 tactical marine missions; 1,460 special operations missions (SWAT/Ranger Recon); 11 aircraft deployed, which flew 4,617 hours and provided 2,807 direct air assists to Border Patrol. During that time and as part of OST, DPS made 13,393 total criminal arrests, including 2,531 high-threat criminal arrests and 26 corruption arrests. DPS also seized \$17,237,693 in cash and \$726,104,101 worth of drugs in the border region. *(These totals do not include seizures where DPS provided direct support to another agency.)*

In FY 2016, OST activity included 1,464 tactical marine missions; 2,289 special operations missions; 13 aircraft deployed, which flew 5,075 hours and provided 1,193 direct air assists to Border Patrol. Also as part of OST, DPS made 16,633 total criminal arrests, including 2,736 high-threat criminal arrests and 54 corruption arrests. DPS also seized \$14,635,215 in cash and \$516,876,478 worth of drugs in the border region. *(These totals do not include seizures where DPS provided direct support to another agency.)*

INTELLIGENCE & COUNTERTERRORISM

The DPS Intelligence and Counterterrorism Division (ICT) – which includes the Texas Joint Crime Information Center (JCIC) – is the central clearinghouse for the collection, management, analysis and dissemination of law enforcement and homeland security intelligence in Texas. The division also provides real-time analytical support to local, state, federal and DPS officers investigating border violence, drug trafficking, gang activity and other crimes.

For FY 2015, the division produced 746 situation reports and provided 70,211 analytical assists. ICT also received and vetted 3,818 suspicious activity reports and produced 365 Spot Reports. In support of the agency's ongoing border security operations, the division also collected, assessed, and disseminated 45,413 border incident reports in FY 2015.

For FY 2016, the division produced 661 situation reports and provided 53,342 analytical assists. ICT also received and vetted 2,578 suspicious activity reports and produced 366 Spot Reports. The division also collected, assessed, and disseminated 45,942 border incident reports.

The Texas Joint Crime Information Center collaborated with law enforcement and criminal justice agencies across Texas and the United States to produce nine state intelligence assessments in FY 2015 and seven in FY 2016. In addition, the center produced 104 weekly intelligence assessments in FY 2015 and 127 in FY 2016.

The JCIC also oversees the Texas 10 Most Wanted Fugitives and the Texas 10 Most Wanted Sex Offenders programs. Thanks to the tremendous work by local, state and federal law

enforcement entities, these programs have been a force multiplier in law enforcement's efforts to get offenders off the streets and solve crimes. During FY 2015, 14 fugitives and 21 sex offenders featured by the program were arrested. In FY 2016, 12 fugitives and seven sex offenders featured by the program were arrested.

LAW ENFORCEMENT SUPPORT

Crime Laboratory Service

The Department operates the Crime Laboratory Service (CLS) within its Law Enforcement Support Division. The Crime Laboratory Service consists of 13 forensic crime laboratories, one offender database laboratory, and includes the statewide breath alcohol testing program.

The Crime Laboratory Service supports over 1,500 local, state, and federal law enforcement and criminal justice agencies as well as the criminal justice system as a whole by analyzing evidence associated with criminal investigations, providing reports of the analysis of evidence to the prosecuting attorneys and courts, and by providing courtroom testimony. This work is non-partisan, providing both inculpatory and exculpatory results based on proven scientific analysis. The majority of our services are requested by local law enforcement agencies. Because the Department is funded by the Legislature to provide these services, they are performed at no cost to requesting agencies.

Most of the DPS crime laboratory facilities were replaced with new buildings in recent years, and in September 2015, the Department opened a new 17,500-foot facility in Laredo that now features serology, DNA and firearms testing in addition to the drug analysis services available at the original facility.

Crime Laboratory services generally fell into four major categories during FY 2015 and FY 2016 as follows:

1) Investigations of Driving While Intoxicated (alcohol and drug):

- Testing the breath of drivers for alcohol was supervised on 89,999 samples (51,309 in FY 2015 and 38,690 in FY 2016)
- Testing of blood samples from drivers was conducted for either alcohol or drugs on 75,798 samples in (35,244 in FY 2015 and 40,554 in FY 2016)

2) Controlled Substance Investigations

- Analysis of drugs was conducted and findings reported in 90,601 separate offenses involving either possession or delivery of a controlled substance (43,121 in FY 2015 and 47,480 in FY 2016)
- In most Texas counties, a laboratory report of the controlled substance identified in the evidence is required to convict the defendant, even with a plea of guilty.

3) Person and Property Crime Investigations

- DNA analysis of evidence was conducted on evidence in 11,547 separate criminal cases (6,441 in FY 2015 and 5,106 in FY 2016)



- Firearms examination was conducted on evidence in 1,915 separate criminal cases (892 in FY 2015 and 1,023 in FY 2016)
- Latent prints were examined on evidence in 3,927 separate criminal cases (2,080 in FY 2015 and 1,847 in FY 2016)
- Trace evidence – including fibers, hair, paint, impressions, and gunshot residue, were analyzed in 1,414 separate criminal cases (705 in FY 2015 and 709 in FY 2016)
- Documents, computers and other digital and video evidence were examined in 197 separate criminal cases (110 in FY 2015 and 87 in FY 2016)

4) Forensic Database Submissions

- Latent prints were entered into the Automated Fingerprint Identification System (AFIS) from evidence in 3,989 criminal cases (1,821 in FY 2015 and 2,168 in FY 2016)
- Weapons from 773 incidents submitted to a DPS lab were test fired, and the images of the cartridge cases were entered in the National Integrated Ballistics Imaging Network (NIBIN) (218 in FY 2015 and 555 in FY 2016)
- DNA profiles were developed and entered in the Combined DNA Identification System (CODIS) on 98,647 offender samples, with a total of 5,458 “hits” or matches with known offenders (50,412 offender samples entered, with a total of 3,143 “hits” in FY 2015; and in FY 2016 48,235 samples entered and 2,315 “hits”)

Providing world-class service remains our highest priority. This includes providing high-quality analysis and testimony. The CLS also strives to provide prompt analysis and reporting. In FY 2015, the DPS Crime Laboratory completed 95,799 cases and provided 7,221 hours of courtroom preparation and testimony. CLS closed out FY 2015 with 2,571 DNA cases and 15,278 drug cases pending. For FY 2016, DPS completed 102,876 cases and provided 8,795 hours of courtroom preparation and testimony – and finished the year with 3,537 DNA cases and 10,121 drug cases pending.

Crime Data Collection

On February 9, 2016, FBI Director James B. Comey announced that the FBI would retire the Uniform Crime Reporting (UCR) Summary Reporting System (SRS) for collecting crime statistics and fully transition to the National Incident-Based Reporting System (NIBRS) by January 1, 2021. Director Comey made the NIBRS transition a top priority and a main component of the FBI’s Crime Data Modernization initiative. However, prior to the FBI’s announcement, Texas had decided to make its own transition to submitting crime statistics to NIBRS.

In 2015, the Texas Legislature recognized the importance of capturing more detailed and comprehensive crime data, and directed the state to transition to NIBRS. As a result, effective September 1, 2015, the Government Code was amended to require the Texas Department of Public Safety to establish a goal for each local law enforcement agency to implement an incident-based crime reporting system (that would meet the requirements of NIBRS) by September 1, 2019. The Legislature also approved \$16.2 million in grant funding to assist local agencies with their transition to NIBRS. Forty-four agencies have transitioned from Summary Reporting to Incident Based Reporting since September 2015.

The transition to NIBRS reporting has substantial benefits and improves the awareness by law enforcement, government leaders, academia, the media, and importantly, the citizens of Texas, of all crime occurring in an area. NIBRS collects a greater amount of data and yields richer data submissions, resulting in more complete and more accurate crime statistics, which also allows for a more efficient utilization of resources by local agencies.

Thanks to the efforts of the Texas Legislature and the continued work by law enforcement agencies across the state to continue to transitioning to NIBRS reporting, Texas will be better positioned to report, assess and develop effective strategies to address all crime occurring in Texas communities.

AIRCRAFT OPERATIONS DIVISION

The DPS Aircraft Operations Division provides around-the-clock, direct support to local, state and federal law enforcement agencies and emergency responders throughout the state, and is composed of 48 pilots, 16 tactical flight officers. The division currently runs a fleet of 15 helicopters, seven single-engine Cessna airplanes, two Pilatus single-engine airplanes, and a twin engine Aero Commander airplane. All DPS pilots hold commercial pilot licenses with instrument ratings, receive recurrent pilot training annually and are certified in night vision goggle flight operations.

DPS airplanes and helicopters also are used for a variety of public safety missions across Texas, including transporting medical equipment, supplies and response teams during a disaster; aerial observation support; and serving as an aerial command center.

During FY 2015, the division completed 10,590 air patrol hours and 4,173 apprehension assists. In July 2015, DPS commissioned its newest Cessna 208 Caravan named in honor of the late DPS Trooper Eduardo Chavez, who died in the line of duty in 2006.

In FY 2016, the division completed 11,569 air patrol hours and 5,763 apprehension assists.

DPS Aircraft continues to provide essential aerial observation and rapid-response capabilities along the border where Mexican cartels smuggle drugs and humans into and throughout Texas and the nation, frequently undetected between the ports of entry. To assist all of our law enforcement partners along the Texas-Mexico border in FY 2015, the division deployed 11 aircraft to the area of operations, flew more than 4,600 hours related to border security and provided detection and interdiction assistance to Border Patrol more than 2,800 times. And in FY 2016, the division deployed 13 aircraft, flew more than 5,000 hours related to border security and provided detection and interdiction assistance to Border Patrol in more than 1,100 instances.



MARINE OPERATIONS

The Tactical Marine Unit (TMU) was created in 2012 within the Texas Highway Patrol (THP) division and has responded to confrontations between Mexican cartel operatives and U.S. law enforcement. The Department currently has 13 TMU patrol vessels.

Since Operation Strong Safety began in June 2014, the TMU has maintained nonstop patrol activities on the Rio Grande River to exert operational control in areas of the river where cartels seek to traffic drugs and humans for profit.

During FY 2015, the TMU completed 1,448 tactical marine missions, for a total of 16,547 maritime operations hours. The unit also conducted 24 water rescues. In FY 2016, the unit completed 1,464 tactical marine missions, for a total of 16,949 maritime operations hours and conducted nine water rescues.

Another essential responsibility of the TMU is the work of the Dive Recovery Team, which responds to outside agency requests for assistance. The Dive Recovery Team conducted 14 dive operations/recoveries during FY 2015, and 20 in FY 2016.

TEXAS DIVISION OF EMERGENCY MANAGEMENT

The Texas Division of Emergency Management (TDEM) coordinates the state emergency management program, which is intended to ensure the state and its local governments respond to and recover from emergencies and disasters, and implement plans and programs to help prevent or lessen the impact of emergencies and disasters.



TDEM district coordinators working to assist local jurisdictions during a response

TDEM implements programs to increase public awareness about threats and hazards, coordinates emergency planning, provides an extensive array of specialized training for emergency responders and local officials, and administers disaster recovery and hazard mitigation programs in the State of Texas.

The State of Texas and TDEM faced a busy 2015 and 2016 with six federally

declared disasters and one Fire Management Assistance Grant (FMAG). Of the 254 counties in Texas, 63 percent are recovering from one of these disasters. These affected counties have a population of over 20 million people which accounts for 76 percent of the population of Texas and is more than the population of 48 other states.



Activation of the State Operations Center in Austin.

In FY 2015, TDEM assessed 1,766 local government planning documents and confirmed that 4,028 local jurisdictions had the basic level of emergency planning preparedness. The division produced 111 situation reports and assisted 1,865 agencies receiving state response assistance for emergencies and disasters. Additionally, the division conducted 121,625 hours of instruction to the emergency management community.

TDEM also is responsible for disaster recovery and mitigation, which included the management of 344 active hazard mitigation projects and \$4.7 billion in disaster funds that same year.

During FY 2016, the division assessed 3,260 local government planning documents and confirmed that 3,790 local jurisdictions had the basic level of emergency planning preparedness. In addition, TDEM produced 119 situation reports and assisted 2,112 agencies receiving state response assistance for emergencies and disasters, and conducted 130,143 hours of instruction to the emergency management community.

Also in FY 2016, TDEM managed 297 active hazard mitigation projects and \$3.7 billion in disaster funds.



Flooding in Wimberley during the 2015 May floods.

DRIVER LICENSE

In addition to demonstrating proof of driver eligibility, the Texas driver license has become the most secure and universally accepted identification document for Texas residents. Texas residents have a right to expect a timely, efficient, courteous issuance process and a secure driver license and/or identification card. DPS is continuously working to enhance the way we do business – with the goal of providing a faster, friendlier, easier driver licensing experience for Texas residents across the state.

Beginning with the 82nd Legislative Session, the Texas Legislature has repeatedly provided funding for and directed DPS to modernize the driver license issuance process; and provide additional service capacity to better serve the state's growing population.

In response to this legislative direction, DPS has established eight new high-capacity driver license mega centers in Houston, Dallas, Fort Worth, San Antonio and Austin; built two large offices in Corpus Christi and Lake Worth; relocated 13 and remodeled four offices to increase capacity and efficiency; opened eight rural county offices; employed and trained additional staff with an emphasis on providing courteous service; deployed modern queueing technology to enable our customers to “get in line online” thereby minimizing customer wait times in our offices; established an in-house business intelligence center to gather and analyze performance data and identify



During FY 2015 and FY 2016, DPS Driver License Division received 4,722,319 organ donation applications related to the Donate Life Texas registry.

process improvements to enhance customer flow and efficiency in all driver license offices.

DPS implemented a plan to bring Texas into compliance with new federally mandated commercial driver testing requirements to ensure that Texas commercial driver licenses remain valid in interstate commerce thereby preserving federal highway funding to the state. Based on the new federal CDL testing requirement to administer the CDL skills test in a specific sequence, the Department was compelled to consolidate CDL testing locations due to infrastructure limitations. Historical data indicated 90% of all CDL applicants live within a 50-mile radius of 25 CDL testing sites. Therefore in July 2016, to optimize limited resources and ensure safe conditions for CDL skills testing under the new federal standards, the Department reduced the number of permanent CDL testing locations from 190 down to 25.

During FY 2015, the Driver License Division conducted 6,653,870 customer interactions at driver license offices, and handled 1,396,550 customer telephone calls in our customer service center. The division issued 5,177,065 driver licenses, 448,775 commercial driver licenses, and 997,315 identification cards. Additionally, the Driver License Division processed 15,698,110 driver records requests from private individuals, companies, and government entities.

In FY 2016, the division conducted 6,716,631 customer interactions at driver license offices; handled 1,270,898 customer service center calls; and issued 5,270,895 driver licenses, 515,832 commercial driver licenses, and 887,342 identification cards. Also that year, the Driver License Division processed 15,769,756 driver records requests from private individuals, companies, and government entities.

DPS is also responsible for issuing free Election Identification Certificates (EIC) to individuals who do not already have an acceptable form of photo identification required for voting. The Department issued 289 EICs across the state in FY 2015; and in 222 FY 2016.

The Federal REAL ID Act of 2005 established minimum security standards for state-issued driver's licenses and identification cards and prohibits federal agencies from accepting for official purposes licenses and identification cards from states that do not meet these standards.

DPS submitted the agency's REAL ID full compliance documents to DHS in December 2016. Texas has an extension for REAL ID enforcement, allowing federal agencies to accept driver's licenses and identification cards from Texas through October 10, 2017.

REGULATORY SERVICES

The mission of DPS Regulatory Services Division (RSD) is to provide continued personal and financial protection to the citizens of Texas through education and enforcement services that are administered to regulated individuals and businesses. In pursuit of that mission, RSD provides licensing and regulatory oversight of handgun licensing, motor vehicle inspections, private security, and metals recycling as well as controlled substances.

Handgun licenses: DPS administers the Concealed Handgun Licensing Program (*now known as the Handgun Licensing Program*) under the authority of the Texas Government Code Chapter 411, Subchapter H. DPS licenses individuals to carry handguns within Texas, evaluates the eligibility of applicants through criminal history background checks and monitors those currently licensed to ensure their continued eligibility. DPS also trains and certifies instructors who teach the required course to applicants.

At the close of FY 2015, there were 906,204 active licenses, with 95,701 original licenses issued during the year and 73,657 licenses renewed. There were also 1,700 license suspensions. At the end of FY 2016, there were 1,095,542 active licenses, with 167,337 original licenses issued during the year, 102,724 licenses renewed and 1,622 license suspensions.

Vehicle inspections: Motorist's safety is a top priority in Texas; as a result, vehicles registered in Texas are required to pass an annual inspection to ensure compliance with safety standards. Vehicle inspections are performed at Official Vehicle Inspection Stations licensed by DPS. In FY 2015, there were 11,499 licensed stations – with a total of 41,676 inspectors – that conducted 19,961,837 inspections. Additionally, DPS Regulatory Services Division performed 85,159 audits, conducted 92 criminal investigations, with 24 arrests.



In FY 2016, there were 11,715 licensed stations – with a total of 50,252 inspectors – that conducted 21,712,955 inspections. The division also performed 92,399 audits, conducted 103 criminal investigations, with 15 arrests.

Private security: The Private Security Program regulates the private security and private investigation industry in Texas under Texas Occupations Code, Chapter 1702 and the Private Security Board's Administrative Rules.

The Private Security Program licenses private security and private investigation companies, and registers individuals employed by those companies in a regulated capacity. The program's commissioned and non-commissioned personnel investigate consumer complaints, unlicensed activity and administrative violations. Regulatory Crimes Services (RCS) provides comprehensive oversight of the program by targeting businesses and individuals suspected of violating statutes and rules.

In FY 2015, there were 5,793 active company licenses and 157,039 active individuals registered. The division also issued 85,625 private security licenses and conducted 1,057 audits; 1,561 criminal inspections; 140 criminal investigations and made 43 arrests.

In FY 2016, there were 5,724 active company licenses and 159,264 active individuals registered. The division also issued 84,632 private security licenses and conducted 1,812 audits; 1,771 criminal inspections; 92 criminal investigations and made 40 arrests.



Metals/Salvage: DPS registers and oversees all metals recycling entities (MREs) in Texas. MREs are required to collect certain identifying information from sellers of regulated materials to assist law enforcement with monitoring those who are buying and selling regulated materials.

For FY 2015, Texas had 528 active MRE dealers and 898 active locations. RSD conducted 509 inspections related to metals recycling and 42 criminal investigations, with 24 arrests. In FY

2016, there were 497 active MRE dealers; 811 active locations; 459 RSD-conducted inspections related to metals recycling; and 37 criminal investigations, with 19 arrests.

In addition, the Regulatory Services Division provides oversight of the salvage program for the Department of Motor Vehicles – but does not issue licenses. RCS provides comprehensive oversight of the program by identifying businesses and individuals suspected of violating statutes.

In FY 2015, there were 12,486 active salvage dealers, and the Department conducted 446 salvage business inspections, along with 22 criminal investigations and four arrests. In FY 2016, there were 9,586 active salvage dealers, 498 salvage business inspections, 19 criminal investigations and one arrest.

Compassionate Use Program/Compassionate Use Registry of Texas (CUP/CURT):

In response to Senate Bill 339 which was effective June 1, 2015, RSD staff is currently working with an internal DPS IT development team to build the functionality of the online CURT database to be implemented by September 1, 2017. The program will allow qualified physicians to apply and register to prescribe low-THC cannabis to patients diagnosed with intractable epilepsy.

A dispensary license will authorize organizations to grow, process, and dispense low-THC cannabis to prescribed patients. The CURT database will capture data on physicians, patients, dispensaries and their employees, which assist law enforcement in regulating the industry.

CONCLUSION

DPS has been committed to its mission of protecting and servicing Texans for nearly 200 years – and the dedicated men and women of DPS will continue to carry on that mission for generations to come.

At DPS we understand the great power Texans have entrusted to us, and we will always honor that by continuing to maintain the highest standards of conduct and performance while working to meet the agency's goals – combat crime and terrorism; enhance highway and public safety; enhance statewide emergency management; and enhance licensing and regulatory services.