

# **Texas Border Security**

January 2020

## **Strategic Intent**

The Texas Department of Public Safety (DPS) will work with its local and state partners to provide direct assistance to U.S. Customs and Border Protection to deter, detect and interdict smuggling along the Texas/Mexico border through the deployment of an integrated network of detection and communication technologies and an increase in ground, air and marine interdiction assets.

DPS will work with its local and federal partners and the Border Prosecution Unit to degrade the smuggling infrastructure used by the cartel plaza bosses to smuggle drugs and people into Texas.

The Texas Rangers will work with the Border Prosecution Unit and our federal partners to deter smuggling related corruption along the border by increasing the number of public corruption investigations, arrests and prosecutions.

DPS will work with its local and federal partners to target transnational criminal activity including drug trafficking, labor trafficking, sex trafficking and money laundering in key Texas transshipment and trafficking centers and other impacted areas throughout the state.

### **(I) DPS Deterrence and Detection Assets Deployed**

DPS enhances the level of detection coverage directly on the border through the deployment of motion detection cameras, day and night tactical boat patrols, helicopter patrols, and fixed wing aircraft patrols with FLIR and integrated communications technology.

#### **A. DPS Maritime Assets**

The State of Texas has deployed DPS and TPWD boats on the Rio Grande River to deter and detect smuggling activity.

DPS Boats Assigned to the Border:

<b>Tactical Boats</b>	<b>Deployed</b>	<b>Pending</b>	<b>Totals</b>
<b>Shallow Water</b>	6	--	6
<b>Extreme Shallow Jet</b>	7	--	7
<b>Total</b>	13	--	13

## B. Detection Cameras

The State of Texas has implemented a camera detection program leveraging low-cost, high-capability motion-detection and low-light camera technology. Through this program, detections are immediately relayed to U.S. Border Patrol and DPS Command Posts, and directly to interdiction assets on the ground and DPS surveillance aircraft. The Texas Rangers and the U.S. Border Patrol work closely together to dramatically expand the ability to detect smuggling events in real time through this program.

### *i. DPS Installation Team*

U.S. Border Patrol Technical Agents have installed and provided maintenance service for the vast majority of these cameras to date. Most recently, the DPS Special Operations Group has provided installation support to U.S. Border Patrol. To further increase capacity, DPS has established an installation team using Texas State Guard personnel.

### *ii. Detection Cameras Deployed*

5,000 detection cameras are currently deployed throughout the border region.

## C. Aviation Assets

The State of Texas has deployed DPS and Texas Military Forces aircraft to detect smuggling attempts along the Texas-Mexico border and to assist in interdicting those attempts. The fixed-wing aircraft receive direct alerts from U.S. Border Patrol ground sensors and DPS motion-detection camera activations, and the helicopters receive the DPS motion-detection camera alerts. All DPS aircraft can communicate directly with U.S. Border Patrol Agents and Troopers on the ground.

<b>DPS Aircraft with Advanced Detection and Communications</b>	<b>Deployed</b>	<b>Pending</b>	<b>Totals</b>
<b>Helicopters</b>	8	--	8
<b>Mid-Altitude Fixed Wing</b>	2	--	2
<b>High-Altitude Fixed Wing</b>	1	--	1
<b>Total</b>	11	--	11

## **(II) Interdiction**

Once detected, it is important the smugglers either be interdicted or denied entry, which requires a well-coordinated and timely law enforcement response that can only be achieved with a sufficient number of personnel staffed around the clock.

### **A. Troopers**

Trooper Positions Currently Permanently Assigned:	1,056
New Permanent Trooper Positions Hired and Deployed:	500
Pilots and Tactical Flight Officers Positions Permanently Assigned:	26
Total Personnel Strength*:	<b>1,082</b>

*\*New Permanent Trooper Positions are included in Trooper Positions Currently Permanently Assigned*

### **B. Tactical Operations**

DPS Special Operations Group and U.S. Border Patrol Special Operations conduct joint tactical operations in remote and high-threat areas. The Texas Rangers oversee DPS tactical operations, which include Ranger Recon teams, the DPS Special Weapons and Tactics (SWAT) team, and six Regional Special Response Teams (SRT).

### **C. Intelligence and Information Sharing**

The Joint Operations Intelligence Centers (JOIC) centralize all of the border incident data across 54 counties and 175 law enforcements agencies to provide a shared view of the threat picture and trending patterns.

Joint Operations Intelligence Centers:	<b>6</b>
Texas Rangers:	2
DPS Border Liaison Officers:	6
State Guard Personnel:	13
HQ Intelligence Analysts Permanently Assigned:	5
Border Region Intelligence Analysts Permanently Assigned:	22
Total Personnel Strength*:	<b>46</b>

*\*Texas Rangers are not included in Total Personnel Strength in this section. Texas Rangers from this section are included in the Texas Rangers Positions Permanently Assigned found in Section IV.*

## **D. Communications**

Communications Operators Positions Permanently Assigned:	57
Radio Technicians Positions Permanently Assigned	5
Total Personnel Strength:	<b>62</b>

### **(III) Targeting the Smuggling Infrastructure**

The arrests of members and associates of smuggling groups and criminal networks operating in the border region, such as cartel operatives, statewide and regional gangs, transnational criminal gangs, wanted and convicted felons, and criminal aliens, degrades the smuggling infrastructure and increases community safety.

Special Agents Positions Permanently Assigned:	149
--	-----

### **(IV) Targeting Border Corruption**

The Mexican cartels seek to corrupt individuals and institutions on both sides of the border to support their smuggling operations. Successful investigations degrade the cartels' smuggling ability and serves as an important deterrent to those who would betray public trust and the rule of law.

Texas Rangers Positions Permanently Assigned*:	51
--	----

*\*Texas Rangers also assist local law enforcement agencies in the investigation of major crimes such as homicides, kidnappings, robberies and sexual assaults.*

*\*Does not include the number of DPS Special Operations Group Personnel assigned to border tactical missions.*

## DPS Operational Activities

### Criminal Arrests in the DPS Border Region\*

		2017	2018	CYTD 2019	Operation total (06/14-12/19)
<b>Texas Highway Patrol</b>	<b>Total Criminal Arrests</b>	20,745	24,971	26,985	105,427
<b>DPS Special Agents</b>	<b>Total Criminal Arrests</b>	1,535	1,547	1,183	9,305
<b>Texas Rangers</b>	<b>Total Criminal Arrests</b>	382	433	260	2,408
<b>DPS Total</b>	<b>Total Criminal Arrests</b>	22,662	26,951	28,428	117,140

Numbers are subject to change as reports are processed.

\*Illegal Alien detections and referrals to U.S. Border Patrol are not included in the arrest statistics above.

### Public Corruption Arrests in the DPS Border Region

	2017	2018	CYTD 2019	Operation total (06/14-12/19)
<b>Texas Rangers</b>	33	21	5	187

Numbers are subject to change as reports are processed.

### DPS Aviation Operations Hours Flown in the DPS Border Region

<b>2017</b>	4,071
<b>2018</b>	3,395
<b>CYTD2019</b>	3,701
<b>Operation Total (06/14-12/19)</b>	25,797

Numbers are subject to change as reports are processed.

### DPS Special Operations Group Border Missions in the DPS Border Region

<b>2017</b>	2,555
<b>2018</b>	1,190
<b>CYTD2019</b>	948
<b>Operation Total (06/14-12/19)</b>	9,580

Numbers are subject to change as reports are processed.

## DPS Apprehension Support to U.S. Border Patrol in the DPS Border Region

	2017	2018	CYTD 2019	Operation total (06/14-12/19)
<b>Illegal Alien Detections and Interdiction Assistance</b>				
Cameras	72,459	134,135	151,175	556,504
Aviation	429	356	1,793	7,099
Tactical Marine Unit	305	91	150	1,624
<b>Illegal Alien Detentions and Referrals</b>				
Tactical Marine Unit	402	625	1,403	5,763
Texas Highway Patrol*	747	518	1,005	3,825
<b>Total Apprehension Support to U.S. Border Patrol</b>	<b>74,342</b>	<b>135,725</b>	<b>155,526</b>	<b>574,815</b>

Numbers are subject to change as reports are processed.

\*DPS did not capture Texas Highway Patrol Illegal Alien Detections and Referrals prior to December 1, 2015 and is now being captured state-wide. Recent reporting may be lower than the actual amount due to a transition in the method of capturing the data.

## Drugs Seized by DPS in the DPS Border Region\*

	DPS Only (lbs)
<b>2017</b>	59,782.90
<b>2018</b>	20,950.50
<b>CYTD 2019</b>	13,298.56
<b>Operation Total (06/14-12/19)</b>	<b>293,161.22</b>

Numbers are subject to change as reports are processed.

\*These totals do not include seizures where DPS provided direct support to another agency.

## Drugs Seized by Type by DPS in the DPS Border Region\* (06/14 – 12/19)

	Marijuana	Cocaine	Methamphetamine	Heroin
<b>Weight (lbs)</b>	275,028.81	9,602.60	7,887.39	642.42

Numbers are subject to change as reports are processed.

\*These totals do not include seizures where DPS provided direct support to another agency.

## Currency Seized by DPS in the DPS Border Region\*

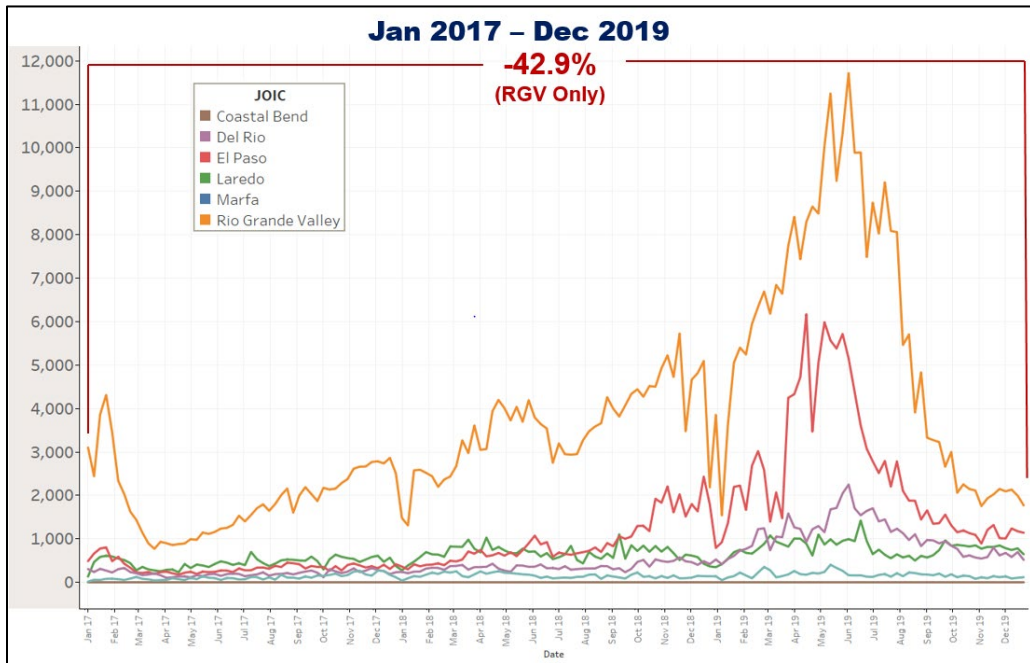
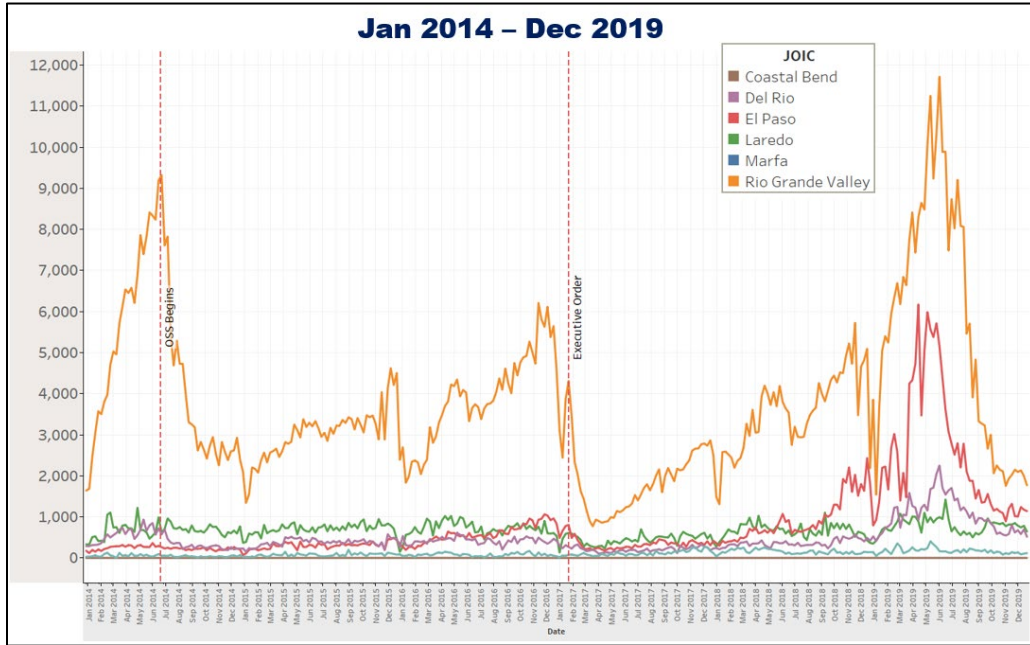
	DPS Only
<b>2017</b>	\$10,605,311
<b>2018</b>	\$9,773,221
<b>CYTD2019</b>	\$6,060,722
<b>Operation Total (06/14-12/19)</b>	<b>\$60,574,180</b>

Numbers are subject to change as reports are processed.

\*These totals do not include seizures where DPS provided direct support to another agency.

# Smuggling Trends

The Texas Legislature provides funding to centralize the collection and sharing of border incident data across all jurisdictions in the border region, which comprises local, state, and federal agencies across 54 counties and more than 175 separate law enforcement agencies in the border region.



**U.S. Border Patrol IA Apprehensions  
in Texas-Based Border Patrol Sectors\***

<b>FY 2020 (10/19-12/19)</b>	62,871
<b>FY 2019</b>	626,562
<b>FY 2018</b>	250,342
<b>FY 2017</b>	207,693
<b>FY 2016</b>	278,470
<b>FY 2015</b>	221,684
<b>FY 2014</b>	341,132

*\*U.S. Border Patrol IA Apprehensions published on the U.S. Customs and Border Protection website. Apprehension numbers are subject to change. U.S. Border Patrol El Paso Sector includes parts of TX and the state of NM.*

**U.S. Border Patrol Family Unit Apprehensions  
in Texas-Based Border Patrol Sectors\***

<b>FY 2020 (10/19-12/19)</b>	17,230
<b>FY 2019</b>	381,475
<b>FY 2018</b>	79,757
<b>FY 2017</b>	62,764
<b>FY 2016</b>	63,910
<b>FY 2015</b>	32,949
<b>FY 2014</b>	61,605

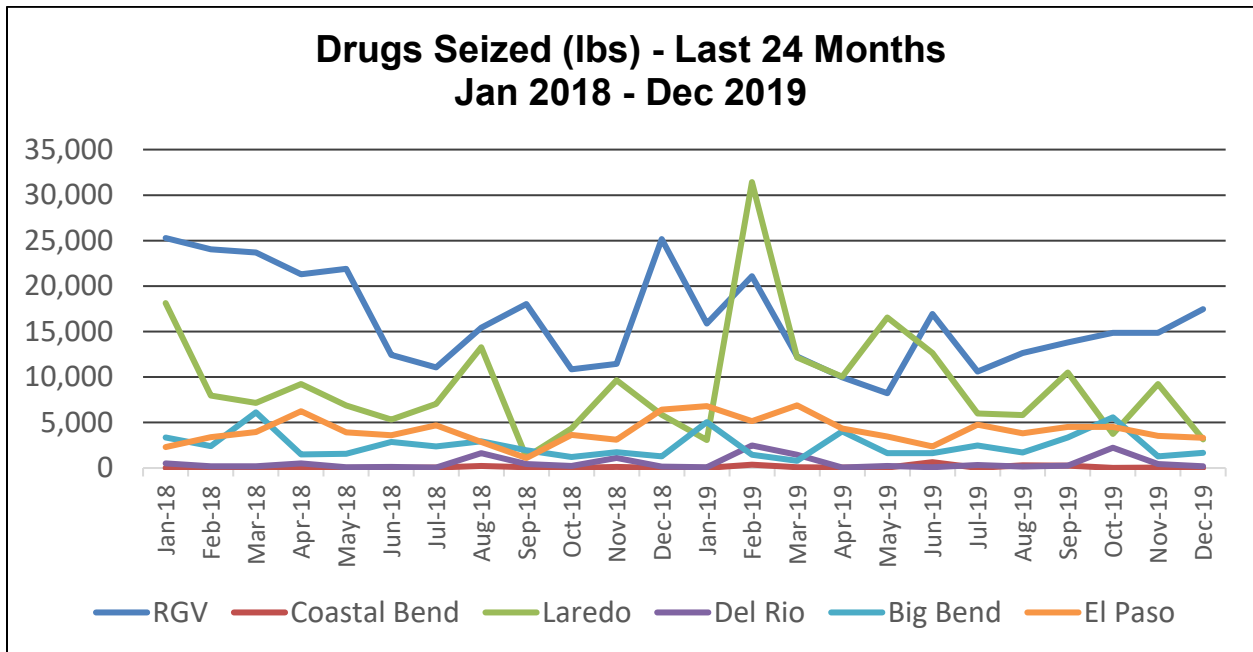
*\*U.S. Border Patrol IA Apprehensions published on the U.S. Customs and Border Protection website. Apprehension numbers are subject to change. U.S. Border Patrol El Paso Sector includes parts of TX and the state of NM.*

**U.S. Border Patrol Unaccompanied Alien Children Apprehensions  
in Texas-Based Border Patrol Sectors\***

<b>FY 2020 (10/19-12/19)</b>	6,172
<b>FY 2019</b>	57,603
<b>FY 2018</b>	34,383
<b>FY 2017</b>	31,827
<b>FY 2016</b>	47,192
<b>FY 2015</b>	31,109
<b>FY 2014</b>	58,312

*\*U.S. Border Patrol IA Apprehensions published on the U.S. Customs and Border Protection website. Apprehension numbers are subject to change. U.S. Border Patrol El Paso Sector includes parts of TX and the state of NM.*





Numbers are subject to change as reports are processed.  
 The above border region statistics represent all agencies that report to Operation Border Star. El Paso JOIC Sector includes parts of TX and parts of NM.

### Drugs Seized in JOIC Sectors

	Drugs (lbs)
<b>2017</b>	593,830.04
<b>2018</b>	397,052.73
<b>CYTD 2019</b>	386,835.94
<b>Operation Total (06/14-12/19)</b>	3,540,831.69

Numbers are subject to change as reports are processed.  
 The above border region statistics represent all agencies that report to Operation Border Star. El Paso JOIC Sector includes parts of TX and parts of NM.

### Drugs Seized by Type in JOIC Sectors (06/14 – 12/19)

	Marijuana	Cocaine	Methamphetamine	Heroin
<b>Weight (lbs)</b>	3,418,598.53	53,316.66	63,361.87	5,554.63

Numbers are subject to change as reports are processed.  
 The above border region statistics represent all agencies that report to Operation Border Star. El Paso JOIC Sector includes parts of TX and parts of NM.