

Definitions:

Suspect Casualties – Persons affected by the incident

INCAPAC – Incapacitating Injury

NON-INC – Non-incapacitating Injury

POSSIBLE INJ – Possible Injury

Relevant Data Information:

Race/Gender of Officer – Numbers represented for Officers are based on the number of officers involved in the number of overall incidents.

Suspect's Weapon – Weapon numbers may not match number of suspects based on weapons recorded in the incident

Suspect's Action – Suspect action numbers may not match numbers of suspects as it is possible that more than one action was recorded in the incident

Total # of Incidents – Total number incidents may be less than the number of suspects as there could have been multiple suspects in a single represented incident

2012 TX-DPS OFFICER INVOLVED SHOOTING INVESTIGATIONS

RACE / GENDER	WHITE	BLACK	HISPANIC	OTHER
OF SUSPECT	5-M	1 - M	4-M / 1-F	1 - M
SUSPECT	WHITE	BLACK	HISPANIC	OTHER
INJURED	2-M	0	2-M / 1-F	1 - M
SUSPECT	WHITE	BLACK	HISPANIC	OTHER
DEATH	3-M	1 - M	2 - M	0
RACE / GENDER	WHITE	BLACK	HISPANIC	OTHER
OF OFFICER	9-M	0	3-M	0
SUSPECT'S	FIREARM	KNIFE	VEHICLE	OTHER
WEAPON	2	0	3	5
SUSPECT'S	RESISTING	EVADING	ASSAULTING	OTHER
ACTION	ARREST	ARREST	ANOTHER	ACTION
	2	4	6	0
OFFICER'S	ROUTINE	RESPOND	WARRANT	OTHER
ACTION	PATROL	TO CALL	SERVICE	
	5	2	2	1

2013 TX-DPS OFFICER INVOLVED SHOOTING INVESTIGATIONS

RACE / GENDER	WHITE	BLACK	HISPANIC	OTHER
OF SUSPECT	6-M	2 - M	1-M	0
SUSPECT	WHITE	BLACK	HISPANIC	OTHER
INJURED	4-M	0	0	0
SUSPECT	WHITE	BLACK	HISPANIC	OTHER
DEATH	2-M	2 - M	1 - M	0
RACE / GENDER	WHITE	BLACK	HISPANIC	OTHER
OF OFFICER	23-M	1-M	3-M	0
SUSPECT'S	FIREARM	KNIFE	VEHICLE	OTHER
WEAPON	9	0	0	0

SUSPECT'S	RESISTING	EVADING	ASSAULTING	OTHER
ACTION	ARREST	ARREST	ANOTHER	ACTION
	0	1	9	0
OFFICER'S	ROUTINE	RESPOND	WARRANT	OTHER
ACTION	PATROL	TO CALL	SERVICE	
	1	6	2	0

2014 TX-DPS OFFICER INVOLVED SHOOTING INVESTIGATIONS

RACE / GENDER	WHITE	BLACK	HISPANIC	OTHER
OF SUSPECT	3-M / 1-F	2 - M	3-M / 1-F	1 - M
SUSPECT	WHITE	BLACK	HISPANIC	OTHER
INJURED	1-M / 1-F	1 - M	2-M / 1-F	1 - M
SUSPECT	WHITE	BLACK	HISPANIC	OTHER
DEATH	2 -M	1 - M	1 - M	0
RACE / GENDER	WHITE	BLACK	HISPANIC	OTHER
OF OFFICER	25 - M	2 -M	13-M / 1-F	0
SUSPECT'S	FIREARM	KNIFE	VEHICLE	OTHER
WEAPON	4	0	4	2

SUSPECT'S	RESISTING	EVADING	ASSAULTING	OTHER
ACTION	ARREST	ARREST	ANOTHER	ACTION
	3	3	6	0
OFFICER'S	ROUTINE	RESPOND	WARRANT	OTHER
ACTION	PATROL	TO CALL	SERVICE	
	5	3	2	0

2015 TX-DPS OFFICER INVOLVED SHOOTING INVESTIGATIONS

RACE / GENDER	WHITE	BLACK	HISPANIC	OTHER
OF SUSPECT	9 - M	0	3 - M	0
SUSPECT	WHITE	BLACK	HISPANIC	OTHER
INJURED	2 - M	0	0	0
SUSPECT	WHITE	BLACK	HISPANIC	OTHER
DEATH	7 - M	0	3 - M	0
RACE / GENDER	WHITE	BLACK	HISPANIC	OTHER
OF OFFICER	7 - M / 1 - F	0	5 - M	0
SUSPECT'S	FIREARM	KNIFE	VEHICLE	OTHER
WEAPON	10	0	1	1

SUSPECT'S	RESISTING	EVADING	ASSAULTING	OTHER
ACTION	ARREST	ARREST	ANOTHER	ACTION
	3	1	7	1
OFFICER'S	ROUTINE	RESPOND	WARRANT	OTHER
ACTION	PATROL	TO CALL	SERVICE	
	5	2	4	0

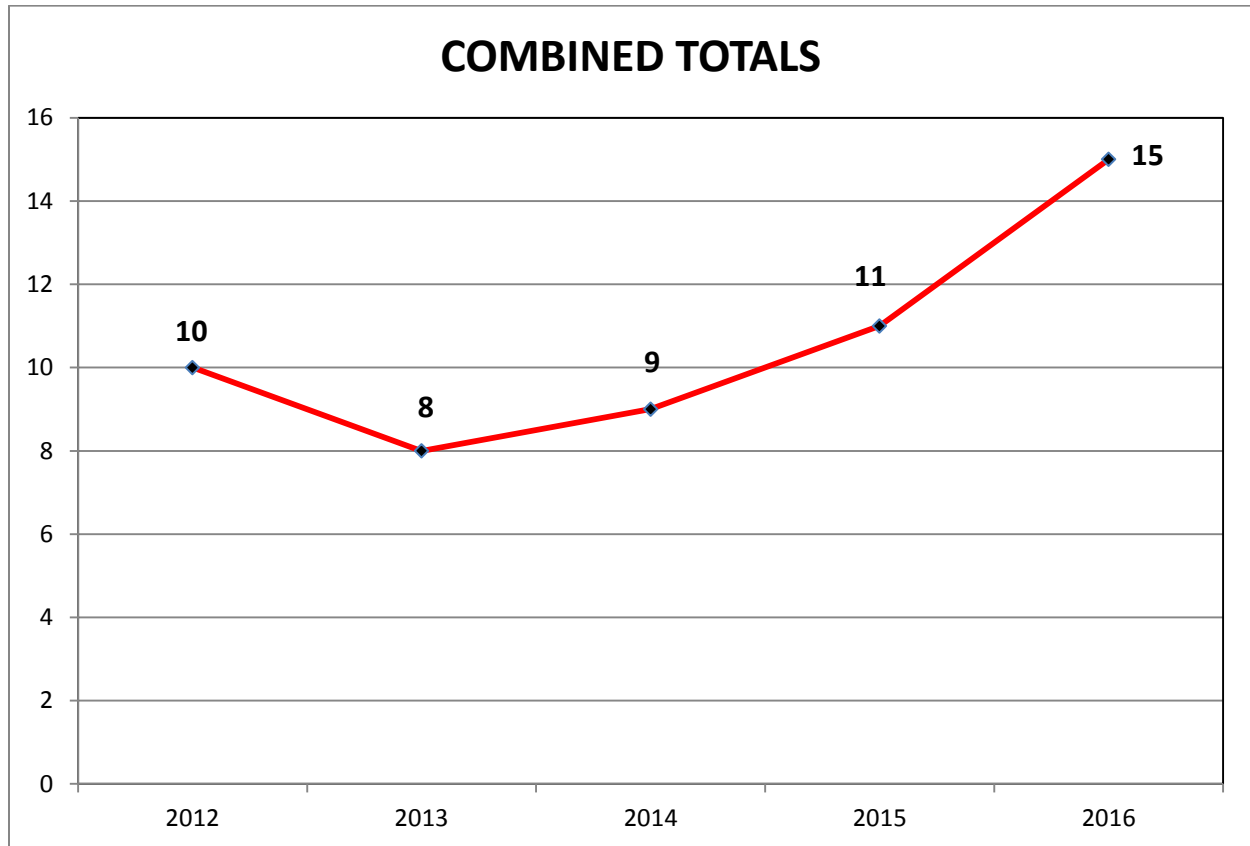
2016 TX-DPS OFFICER INVOLVED SHOOTING INVESTIGATIONS

RACE / GENDER	WHITE	BLACK	HISPANIC	OTHER
OF SUSPECT	6 - M	4 - M	5 - M	0
SUSPECT	WHITE	BLACK	HISPANIC	OTHER
INJURED	1 - M	2 - M	2 - M	0
SUSPECT	WHITE	BLACK	HISPANIC	OTHER
DEATH	5 - M	2 - M	3 - M	0
RACE / GENDER	WHITE	BLACK	HISPANIC	OTHER
OF OFFICER	21-M / 1-F	2 - M	6 - M / 1-F	0
SUSPECT'S	FIREARM	KNIFE	VEHICLE	OTHER
WEAPON	12	0	1	2

SUSPECT'S	RESISTING	EVADING	ASSAULTING	OTHER
ACTION	ARREST	ARREST	ANOTHER	ACTION
	1	7	7	0
OFFICER'S	ROUTINE	RESPOND	WARRANT	OTHER
ACTION	PATROL	TO CALL	SERVICE	
	2	8	4	1

TOTAL USE OF FORCE INCIDENTS BY FIREARM WITH INJURY OR DEATH

2012 – 2016



TOTAL INVESTIGATIONS - 53

2012 – 2013 = Decrease of 20.0%

2013 – 2014 = Increase of 12.5%

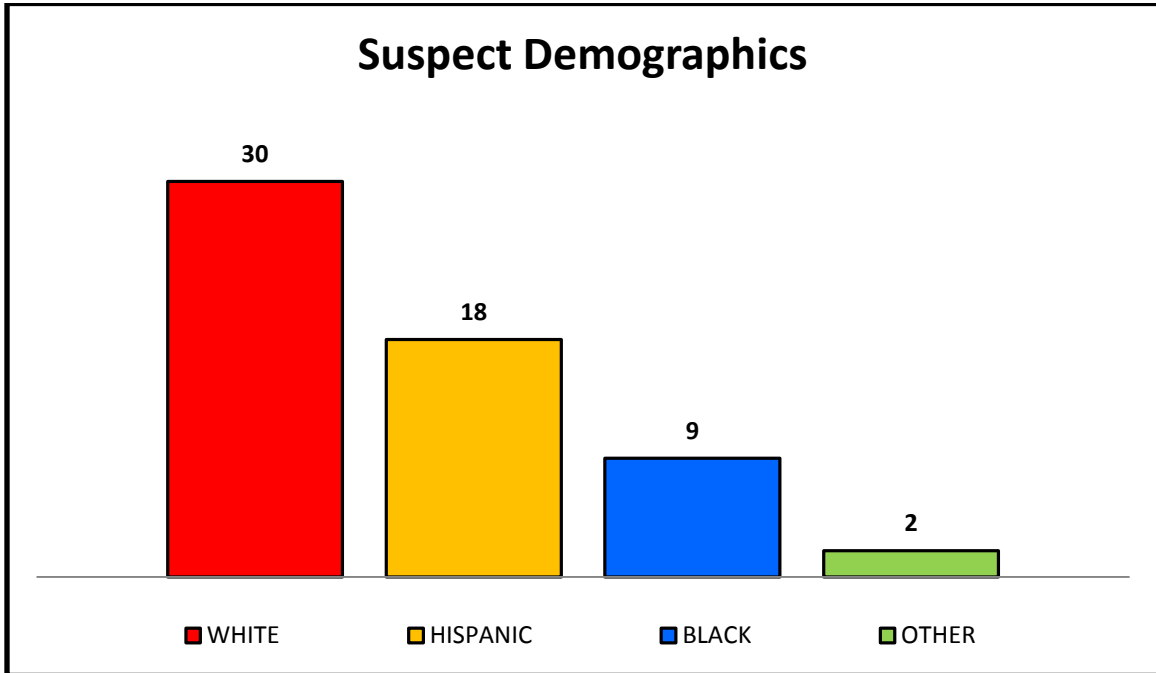
2014 – 2015 = Increase of 22.2%

2015 – 2016 = Increase of 36.3%

2012 – 2016 = Increase of 50.0%

DEADLY USE OF FORCE BY FIREARM

2012-2016

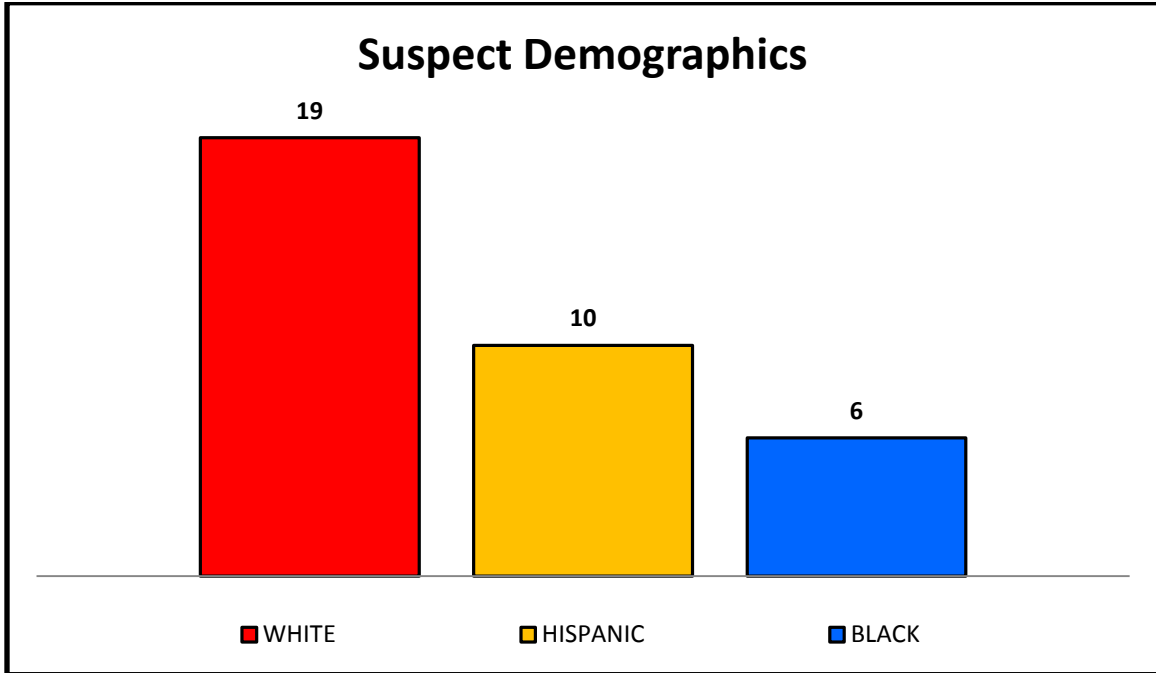


TOTAL - 59

30 - White (51%)
18 - Hispanic (31%)
9 - Black (15%)
2 - Other (3%)

SUSPECT DEATHS BY USE OF FORCE BY FIREARMS

2012 - 2016



TOTAL - 35

19 - White (54%)

10 - Hispanic (29%)

6 - Black (17%)