

TEXAS DEPARTMENT OF PUBLIC SAFETY



TRAFFIC STOP DATA REPORT



January – December 2001



TEXAS DEPARTMENT OF PUBLIC SAFETY

M. COLLEEN McHUGH, COMMISSION CHAIRMAN ▲ ROBERT B. HOLT, COMMISSIONER ▲ JAMES B. FRANCIS, JR., COMMISSIONER
THOMAS A. DAVIS, JR., DIRECTOR ▲ DAVID McEATHRON, ASST. DIRECTOR ▲ FRANKIE WALLER, ASST. DIRECTOR



In October, 2000, the Texas Department of Public Safety (DPS) released the first Traffic Stop Data Report relating to Traffic Law Enforcement traffic stops. The report was designed to provide a historical background pertaining to the issues of racial profiling and examined the activities of the Texas Department of Public Safety as related to traffic stops.

In an on-going effort to keep the state's leadership, DPS commissioned officers, and other interested citizens of the state of Texas informed on department activities, a Traffic Stop Data Report supplement is issued each six months of the year to

end in June and December.

This report reflects cumulative traffic stop activities January through December of 2001.

The ethnic breakdown of the Texas population in this report is based on the 2000 United States Census Data, rather than the population estimates from the Texas State Data Center reflected in the initial report of October 2000.

The Texas Department of Public Safety remains committed to the prevention of racial profiling. Racial profiling is illegal, inconsistent with the principles of American policing, and an indefensible public protection strategy.

**Traffic Stop Data Report
December 2001 Supplement**

Based upon available data (January 1, 2001 - December 31, 2001) Troopers with the DPS made traffic stops, issued citations, warnings, and/or conducted searches of vehicles as follows:

TRAFFIC STOPS			
Race	# of Traffic Stops	% Race of Traffic Stops	% Race/Ethnicity Population of Texas
Black	169,290	9.03%	11.34%
Hispanic	413,661	22.07%	31.99%
Other	34,521	1.84%	4.24%
White	1,256,488	67.05%	52.43%
TOTAL	1,873,960		

CITATIONS			
Race	# of Traffic Stops	% Race of Traffic Stops	% Race/Ethnicity Population of Texas
Black	92,312	9.38%	11.34%
Hispanic	222,332	22.58%	31.99%
Other	19,502	1.98%	4.24%
White	650,473	66.06%	52.43%
TOTAL	984,619		

WRITTEN WARNINGS			
Race	# of Traffic Stops	% Race of Traffic Stops	% Race/Ethnicity Population of Texas
Black	76,978	8.66%	11.34%
Hispanic	191,329	21.51%	31.99%
Other	15,019	1.69%	4.24%
White	606,015	68.14%	52.43%
TOTAL	889,341		

VEHICLE SEARCHES			
Race	# of Traffic Stops	% Race of Traffic Stops	% Race/Ethnicity Population of Texas
Black	8,670	13.15%	11.34%
Hispanic	20,728	31.45%	31.99%
Other	811	1.23%	4.24%
White	35,707	54.17%	52.43%
TOTAL	65,916		

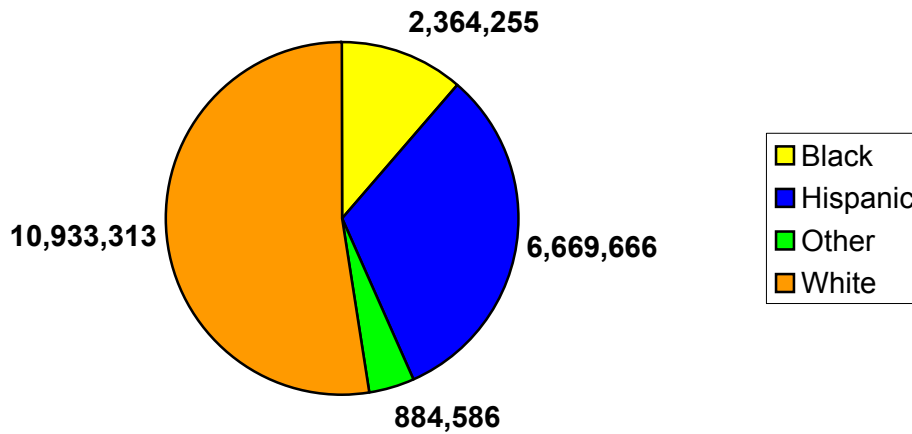
DRUG INTERDICTION			
Race	# of Traffic Stops	% Race of Traffic Stops	% Race/Ethnicity Population of Texas
Black	2,382	16.26%	11.34%
Hispanic	2,560	17.48%	31.99%
Other	107	0.73%	4.24%
White	9,599	65.53%	52.43%
TOTAL	14,648		

POPULATION BY RACE/ETHNICITY IN TEXAS

The following chart demonstrates the race/ethnicity population estimates for Texas. As determined by the 2000 United States Census.

TEXAS POPULATION ESTIMATE

Origin by Race	Total Persons	Percentage
Black	2,364,255	11.34%
Hispanic	6,669,666	31.99%
Other	884,586	4.24%
White	10,933,313	52.43%
Total	20,851,820	100.00%

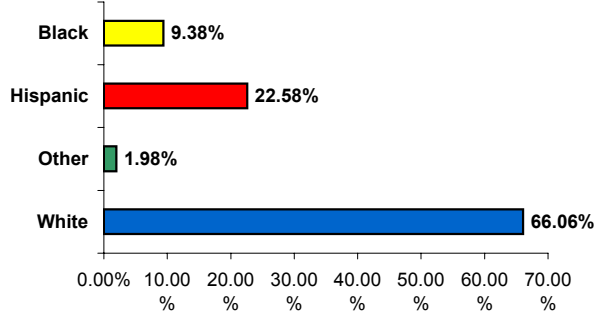


**Traffic Stop Data Report
December 2001 Supplement**

2001 CITATIONS

(January 1, 2001 - December 31, 2001)

Race	Citations	Percentage
Black	92,312	9.38%
Hispanic	222,332	22.58%
Other	19,502	1.98%
White	650,473	66.06%
Total	984,619	

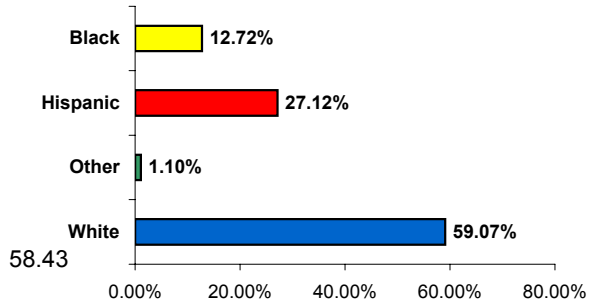


From January 1, 2001 - December 31, 2001 a total of 984,619 vehicles were stopped that resulted in a citation. Of those stopped 66% were white drivers, 23% were Hispanic drivers and 9% were black drivers.

**2001 CITATION VEHICLE
SEARCHES**

(January 1, 2001 - December 31, 2001)

Race	Citations	Percentage
Black	6,254	12.72%
Hispanic	13,335	27.12%
Other	541	1.10%
White	29,049	59.07%
Total	49,179	

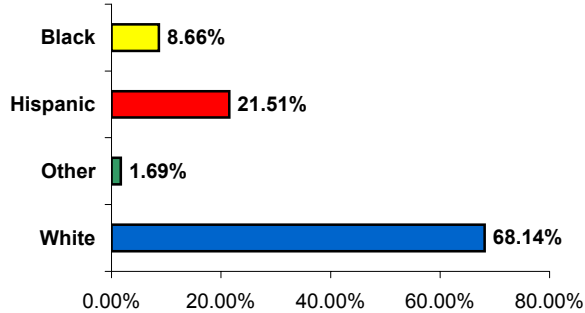


From January 1, 2001 - December 31, 2001 a total of 49,179 searches were conducted as vehicles were stopped for citations. 59% of those searches were conducted on white drivers, 27% on Hispanic drivers, 13% were on black drivers.

**Traffic Stop Data Report
December 2001 Supplement**

2001 WARNING VIOLATIONS
(January 1, 2001 - December 31,2001)

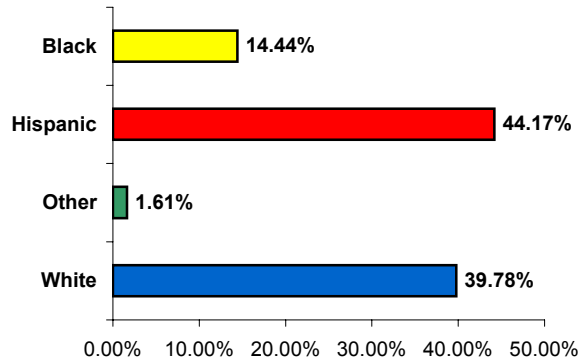
Race	Warnings	Percentage
Black	76,978	8.66%
Hispanic	191,329	21.51%
Other	15,019	1.69%
White	606,015	68.14%
Total	889,341	



From January 1, 2001 - December 31, 2001, 889,341 vehicles were stopped for warning violations. Of those stopped, 68% were white drivers, 22% were Hispanic drivers and 9% were black drivers.

2001 WARNING VEHICLE SEARCHES
(January 1, 2001 - December 31,2001)

Race	Warnings	Percentage
Black	2,416	14.44%
Hispanic	7,393	44.17%
Other	270	1.61%
White	6,658	39.78%
Total	16,737	



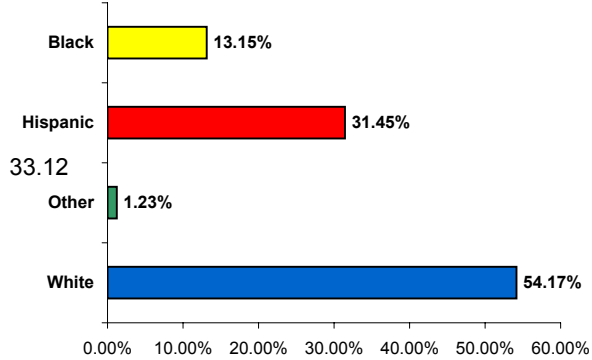
From January 1, 2001 - December 31, 2001, 16,737 vehicles were searched during warning stops. Of those stopped 40% were white drivers, 44% were Hispanic drivers and 14% were black drivers.

**Traffic Stop Data Report
December 2001 Supplement**

**2001 VEHICLE SEARCHES
(CITATIONS & WARNINGS)**

(January 1, 2001 - December 31, 2001)

Race	Citations&Warnings	Percentage
Black	8,670	13.15%
Hispanic	20,728	31.45%
Other	811	1.23%
White	35,707	54.17%
Total	65,916	

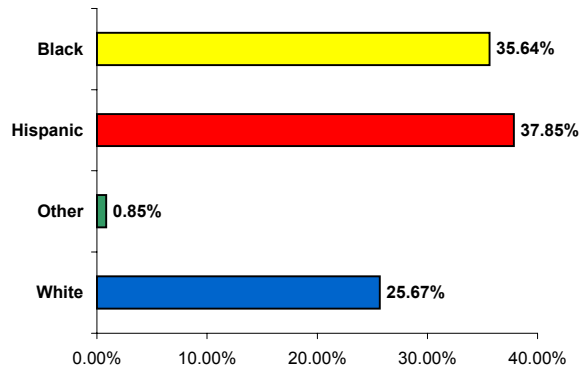


From January 1, 2001 - December 31, 2001, a total of 65,916 vehicles were searched during traffic stops. 54% of the searches were conducted on white drivers, 13% of the searches were conducted on black drivers and 31% of the searches were on Hispanic drivers.

2001 DRUG INTERDICTION

(January 1, 2001 - December 31, 2001)

Race	Interdictions	Percentage
Black	547	35.64%
Hispanic	581	37.85%
Other	13	0.85%
White	394	25.67%
Total	1,535	



From January 1, 2001 - December 31, 2001, 1,535 drug traffickers (above a user quantity of drugs) were discovered during vehicle searches. As a result of these arrests the agency confiscated 65,975 pounds of marijuana, 1,350,880 grams of cocaine, 45,820 grams of methamphetamine, 13,091 grams of heroin and 56,784 grams of other drugs. These confiscated drugs have an estimated street value of \$179,271,594.00

VEHICLE SEARCHES RESULTING IN NON-TRAFFIC CRIMINAL ARRESTS

(JANUARY 1, 2001 - DECEMBER 31, 2001)

RACE	SEARCHES	DRUG CHARGES FROM SEARCHES	OTHER CRIMINAL CHARGES FROM SEARCHES	TOTAL CRIMINAL CHARGES	VEHICLE SEARCHES RESULTING IN NO CRIMINAL ACTIVITY
Black	8,670	2,382	5,175	7,557	1,113
Hispanic	20,728	2,560	7,011	9,571	11,157
Other	811	107	283	390	421
White	35,707	9,599	22,713	32,312	3,395
TOTAL	65,916	14,648	35,182	49,830	16,086

Highlights:

- *75.60% of the total searches resulted in a non-traffic criminal arrest of the driver
- *22.22% of the total searches resulted in a drug charge on the driver
- *3.61% of the total searches resulted in a drug charge on black drivers
- *11.46% of the total searches resulted in a non-traffic criminal arrest of black drivers
- *24.40% of the total searches resulted in no non-traffic criminal activity
- *3.88% of the total searches resulted in a drug charge on Hispanic drivers
- *14.52% of the total searches resulted in a non-traffic criminal arrest of the Hispanic driver
- *14.56% of the total searches resulted in a drug charge on white drivers
- *49.02% of the total searches resulted in a non-traffic criminal arrest of white drivers
- *Approximately 1 driver was arrested for a non-traffic criminal offense for every 3 vehicles that were searched

A non-traffic criminal offense is a criminal offense that is not classified as a traffic offense. These criminal offenses include violations that may range from minor in possession of an alcoholic beverage to murder. A vehicle search generally occurs when there is articulable reasonable suspicion or probable cause to believe there is further criminal activity.

Vehicle Searches by Driver License State January 1, 2001 - December 31, 2001

	Texas	Out Of State	Other	Unknown	Total
Race					
Black	5,651	2,232	777	10	8,670
Hispanic	14,355	3,204	3,126	43	20,728
Other	544	228	38	1	811
White	27,626	6,289	1,760	32	35,707
Total	48,176	11,953	5,701	86	65,916

Highlights:

- *73.09% of the total searches were vehicles from Texas
- *26.78% of the total searches were vehicles from another state or country
- *32.71% of the total black searches were from another state or country
- *30.54% of the total Hispanic searches were from another state or country
- *32.80% of other race/ethnicity were from another state or country
- *22.54% of white searches were from another state or country