

2008 TRAFFIC STOP DATA REPORT



TEXAS DEPARTMENT OF PUBLIC SAFETY



TEXAS DEPARTMENT OF PUBLIC SAFETY

ALLAN B. POLUNSKY, COMMISSION CHAIR

C. TOM CLOWE, JR., COMMISSIONER ▲ ADA BROWN, COMMISSIONER ▲ JOHN STEEN, COMMISSIONER
▲ CARIN MARCY BARTH, COMMISSIONER

STANLEY E. CLARK., DIRECTOR ▲ LAMAR BECKWORTH, ASST. DIRECTOR



In October, 2000, the Texas Department of Public Safety (DPS) released the first Traffic Stop Data Report relating to Traffic Law Enforcement traffic stops. The report was designed to provide a historical background pertaining to the issues of racial profiling and examined the activities of the Texas Department of Public Safety as related to traffic stops.

In an on-going effort to keep the state's leadership, DPS commissioned officers, and other interested citizens of the state of Texas informed on department activities, a Traffic Stop Data Report is issued annually for activities January through December.

During the 77th Regular session of the Texas Legislature, Senate Bill 1074 regarding "Racial Profiling" was enacted. Senate Bill 1074 requires Texas Law Enforcement Agencies to collect certain traffic stop data and to annually report the data to the governing body of the agency.

This report reflects traffic stop activities of the Texas Department of Public Safety for the calendar year 2008.

The ethnic breakdown of the Texas population in this report is based on the 2000 United States Census Data, rather than the population estimates from the Texas State Data Center reflected in the initial report of October 2000.

The Texas Department of Public Safety remains committed to the prevention of racial profiling. Racial profiling is illegal, inconsistent with the principles of American policing, and an indefensible public protection strategy.

Traffic Stop Data Report
Annual 2008

Based upon available data (January 1, 2008 - December 31, 2008) Troopers with the DPS made traffic stops, issued citations, warnings, and/or conducted searches of vehicles as follows:

TRAFFIC STOPS			
Race	# of Traffic Stops	% Race of Traffic Stops	% Race/Ethnicity Population of Texas
Asian*	30,608	1.06%	2.80%
Black	254,512	8.80%	11.34%
Hispanic	582,654	20.15%	31.99%
Indian**	3,156	0.11%	0.60%
Other	105,011	3.63%	0.84%
White	1,915,500	66.25%	52.43%
TOTAL	2,891,441		

CITATIONS			
Race	# of Traffic Stops	% Race of Traffic Stops	% Race/Ethnicity Population of Texas
Asian*	14,003	1.24%	2.80%
Black	113,739	10.06%	11.34%
Hispanic	216,883	19.19%	31.99%
Indian**	1,298	0.11%	0.60%
Other	40,284	3.56%	0.84%
White	743,972	65.83%	52.43%
TOTAL	1,130,179		

WRITTEN WARNINGS			
Race	# of Traffic Stops	% Race of Traffic Stops	% Race/Ethnicity Population of Texas
Asian*	16,605	0.94%	2.80%
Black	140,773	7.99%	11.34%
Hispanic	365,771	20.77%	31.99%
Indian**	1,858	0.11%	0.60%
Other	64,727	3.68%	0.84%
White	1,171,528	66.52%	52.43%
TOTAL	1,761,262		

CONSENT VEHICLE SEARCHES			
Race	# of Searches	% Race of Consent Searches	% Race/Ethnicity Population of Texas
Asian*	186	0.55%	2.80%
Black	4,533	13.33%	11.34%
Hispanic	9,404	27.66%	31.99%
Indian**	33	0.10%	0.60%
Other	1,557	4.58%	0.84%
White	18,286	53.78%	52.43%
TOTAL	33,999		

PROBABLE CAUSE VEHICLE SEARCHES			
Race	# of Searches	% Race of Consent Searches	% Race/Ethnicity Population of Texas
Asian*	76	0.63%	2.80%
Black	2,238	18.44%	11.34%
Hispanic	1,881	15.50%	31.99%
Indian**	19	0.16%	0.60%
Other	375	3.09%	0.84%
White	7,550	62.20%	52.43%
TOTAL	12,139		

ALL OTHER VEHICLE SEARCHES***			
Race	# of Traffic Searches	% Race of Searches	% Race/Ethnicity Population of Texas
Asian*	90	0.38%	2.80%
Black	2,433	10.23%	11.34%
Hispanic	4,940	20.77%	31.99%
Indian**	25	0.11%	0.60%
Other	408	1.72%	0.84%
White	15,889	66.80%	52.43%
TOTAL	23,785		

CRIMINAL INTERDICTION			
Race	# of Criminal Violations	% Race of Criminal Violations	% Race/Ethnicity Population of Texas
Asian*	67	0.49%	2.80%
Black	2,626	19.19%	11.34%
Hispanic	2,034	14.86%	31.99%
Indian**	20	0.15%	0.60%
Other	329	2.40%	0.84%
White	8,610	62.91%	52.43%
TOTAL	13,686		

*Asian/Pacific Islander

** Indian(American Indian or Alaskan Native)

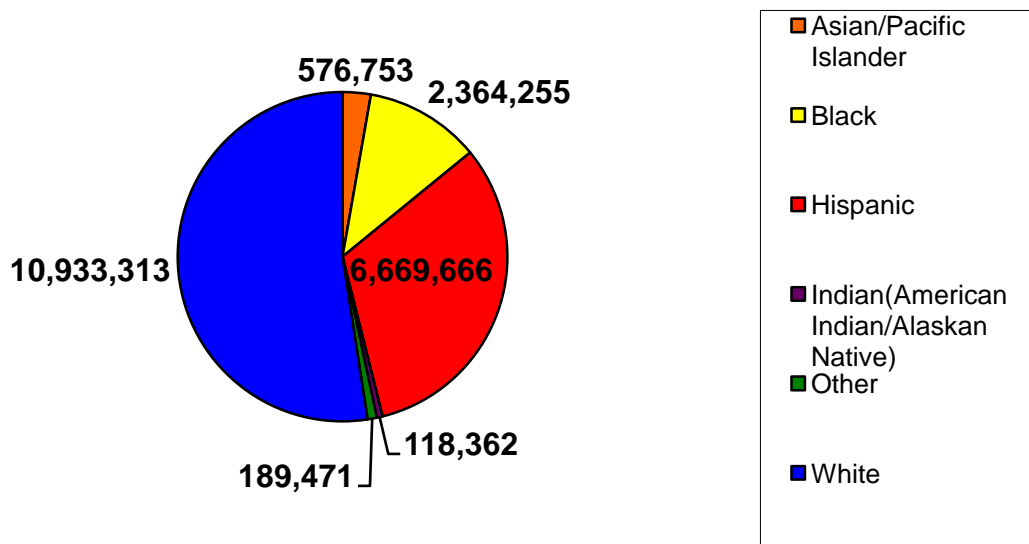
***All other vehicle searches include: Incident to Arrest, and Inventory

POPULATION BY RACE/ETHNICITY IN TEXAS

The following chart demonstrates the race/ethnicity population estimates for Texas as determined by the 2000 United States Census.

TEXAS POPULATION ESTIMATE

Origin by Race	Total Persons	Percentage
Asian/Pacific Islander	576,753	2.80%
Black	2,364,255	11.34%
Hispanic	6,669,666	31.99%
Indian(American Indian/Alaskan Native)	118,362	0.60%
Other	189,471	0.84%
White	10,933,313	52.43%
Total	20,851,820	100.00%

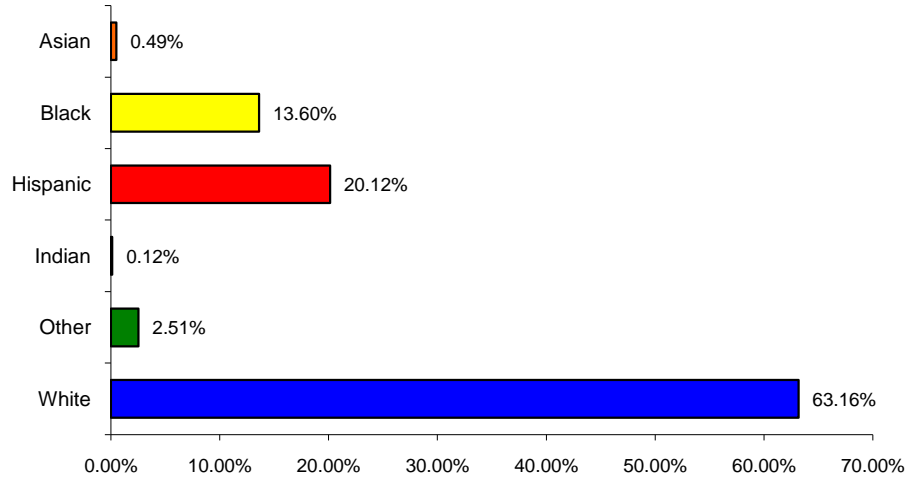


**Traffic Stop Data Report
Annual 2008**

**2008 VEHICLE SEARCHES
(CITATIONS)**

(January 1, 2008 - December 31, 2008)

Race	Citations	Percentage
Asian	262	0.49%
Black	7,299	13.60%
Hispanic	10,801	20.12%
Indian	63	0.12%
Other	1,349	2.51%
White	33,901	63.16%
Total	53,675	

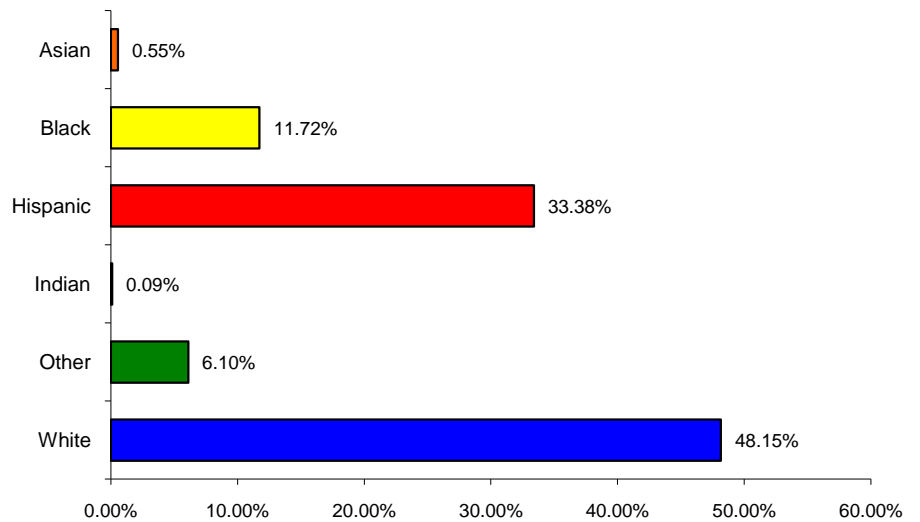


From January 1, 2008 - December 31, 2008 a total of 53,675 searches were conducted as vehicles were stopped for citations.

**2008 VEHICLE SEARCHES
(WARNINGS)**

(January 1, 2008 - December 31, 2008)

Race	Warnings	Percentage
Asian	90	0.55%
Black	1,905	11.72%
Hispanic	5,424	33.38%
Indian	14	0.09%
Other	991	6.10%
White	7,824	48.15%
Total	16,248	



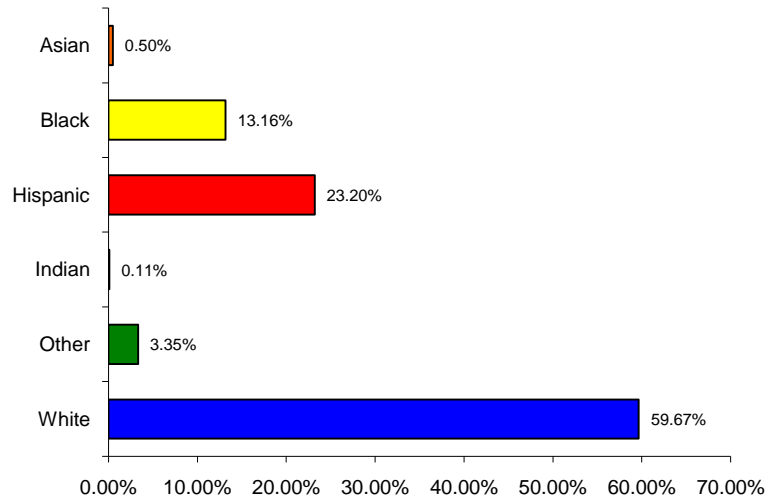
From January 1, 2008 - December 31, 2008 a total of 16,248 searches were conducted as vehicles were stopped for warnings.

**Traffic Stop Data Report
Annual 2008**

**2008 VEHICLE SEARCHES
(CITATIONS & WARNINGS)**

(January 1, 2008 - December 31, 2008)

Race	Warnings & Citations	Percentage
Asian	352	0.50%
Black	9,204	13.16%
Hispanic	16,225	23.20%
Indian	77	0.11%
Other	2,340	3.35%
White	41,725	59.67%
Total	69,923	



From January 1, 2008 - December 31, 2008, a total of 69,923 vehicles were searched during traffic stops.

NON-TRAFFIC CRIMINAL ARRESTS RESULTING FROM VEHICLE SEARCHES

(JANUARY 1, 2008 - DECEMBER 31, 2008)

RACE	DRUG CHARGES FROM SEARCHES	OTHER CRIMINAL CHARGES FROM SEARCHES	TOTAL CRIMINAL CHARGES
Asian	50	17	67
Black	1,642	984	2,626
Hispanic	1,066	968	2,034
Indian	11	9	20
Other	234	95	329
White	5,671	2,939	8,610
TOTAL	8,674	5,012	13,686

A non-traffic criminal offense is a criminal offense that is not classified as a traffic offense. These criminal offenses include violations that may range from minor in possession of an alcoholic beverage to murder.

VEHICLE SEARCHES BY DRIVER LICENSE STATE

(JANUARY 1, 2008 - DECEMBER 31, 2008)

RACE	TEXAS	OUT OF STATE	OTHER	UNKNOWN	TOTAL
Asian	269	73	2	8	352
Black	6,789	2,004	5	406	9,204
Hispanic	10,781	1,624	1,085	2,735	16,225
Indian	60	14	2	1	77
Other	1096	1,148	48	48	2,340
White	35,729	4,180	299	1,517	41,725
Total	54,724	9,043	1,441	4,715	69,923