

LAW ENFORCEMENT PERSONNEL

LAW ENFORCEMENT PERSONNEL DATA

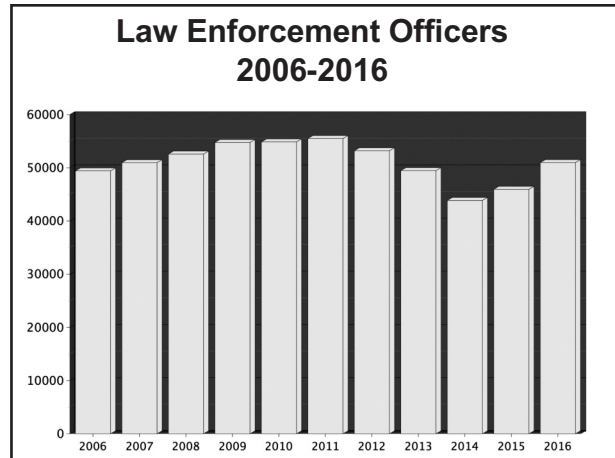
The Texas Uniform Crime Reporting program collects pertinent data relating to the police agencies of the state. Information regarding law enforcement employee strength, employment trends, law officers assaulted or killed in the line of duty is discussed in this section.

Commissioned Personnel

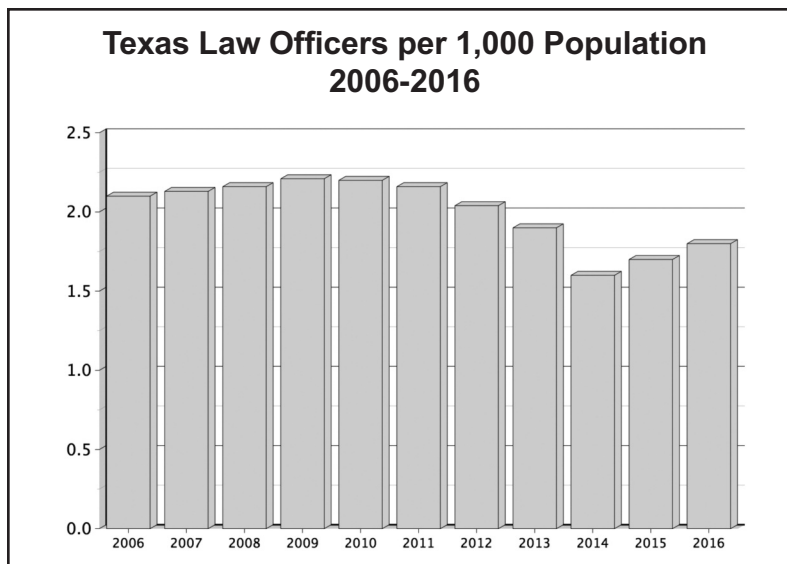
Texas' law enforcement community employed 50,989 full-time sworn officers as of October 31, 2016. The average number of officers for every 1,000 inhabitants of Texas was 1.8. The ratio of law enforcement officers to inhabitants increased 5.5 percent from 2015.

Civilian Employees

The 902 Texas agencies that reported law enforcement employee data employed 33,622 civilian workers. Civilian employment has increased 21 percent over 2015 and comprises 39.7 percent of the Texas law enforcement work force.



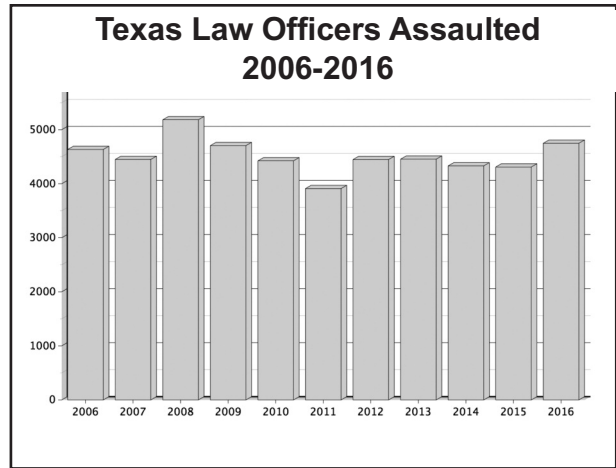
| Officers | Male | Female | Total |
|--------------------|---------------|---------------|---------------|
| Police Departments | 33,086 | 4,577 | 37,663 |
| Sheriff Offices | 8,383 | 1,112 | 9,495 |
| DPS | 3,583 | 248 | 3,831 |
| TOTAL | 45,052 | 5,937 | 50,989 |
| Civilian | Male | Female | Total |
| Police Departments | 4,568 | 8,229 | 12,797 |
| Sheriff Offices | 7,867 | 7,080 | 14,947 |
| DPS | 2,142 | 3,736 | 5,878 |
| TOTAL | 14,577 | 19,045 | 33,622 |



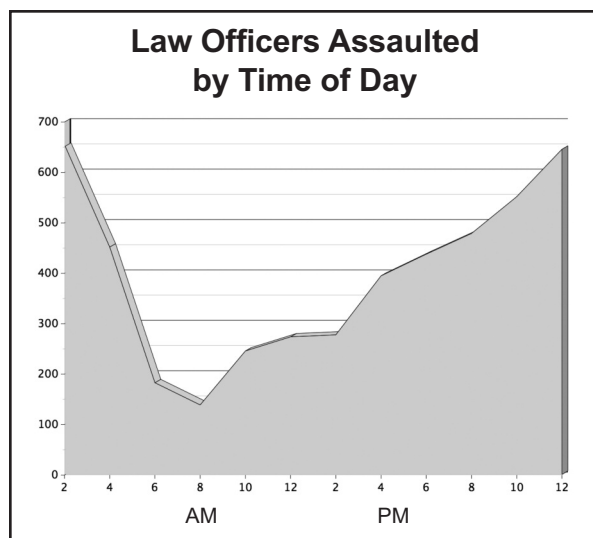
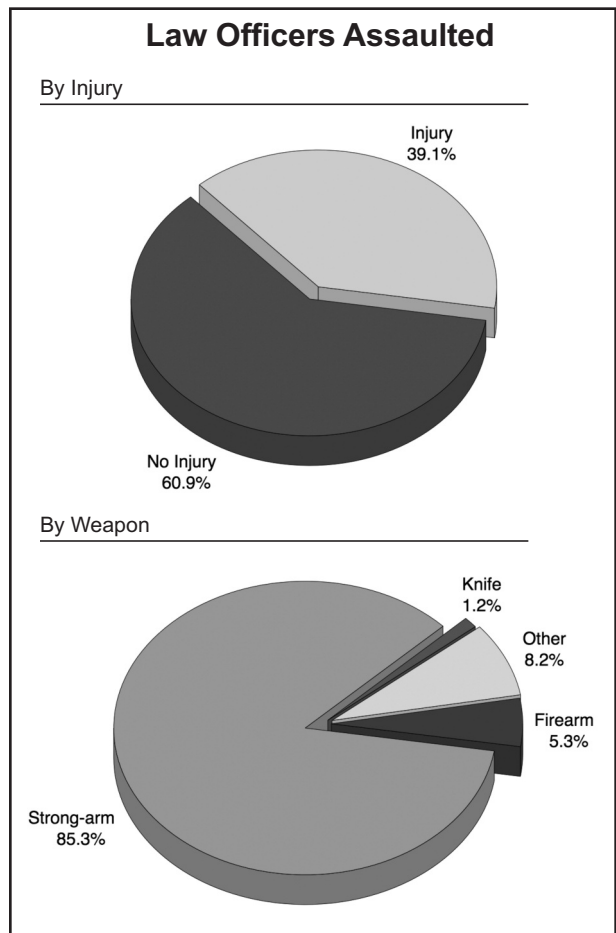
LAW ENFORCEMENT OFFICERS ASSAULTED

The death or assault of a law enforcement officer seriously impacts the feeling of security in society. As the possibility of being assaulted may discourage persons from considering law enforcement careers, attacks on police officers reduce their ability to combat crime. As such, violence towards police equals violence towards society.

In 2016, 4,749 Texas Law Enforcement Officers were assaulted in the line of duty. The number of officers assaulted increased 9.2 percent over the number of assaults in 2015. Assaults resulted in injury to the officer in 39.1 percent of the cases and 94.6 percent of the assaults were cleared.



| Assaults by Activity | | |
|---|--------|---------|
| Activity | Number | Percent |
| Disturbance Call | 1,394 | 29.4% |
| Burglary in Progress | 48 | 1.0% |
| Robbery in Progress | 64 | 1.3% |
| Attempting Other Arrests | 791 | 16.7% |
| Civil Disorder | 38 | 0.8% |
| Handling or Transporting Prisoners | 704 | 14.8% |
| Investigating Suspicious Persons or Circumstances | 571 | 12.0% |
| Ambush-No Warning | 17 | 0.4% |
| Mentally Deranged | 178 | 3.7% |
| Traffic Pursuits and Stops | 393 | 8.3% |
| All Other Circumstances | 551 | 11.6% |



| Assaults by Assignment | | | |
|------------------------|----------|--------|---------|
| Assignment | | Number | Percent |
| Two Man Vehicle | | 921 | 19.4% |
| One Man Vehicle | Alone | 1,041 | 21.9% |
| | Assisted | 2,032 | 42.8% |
| Detective | Alone | 45 | 0.9% |
| | Assisted | 96 | 2.0% |
| Other | Alone | 164 | 3.5% |
| | Assisted | 450 | 9.5% |

TEXAS LAW ENFORCEMENT OFFICERS KILLED IN THE LINE OF DUTY IN 2016

The Texas Department of Public Safety and Law Enforcement community expresses its sincerest sympathy to the families of the following Law Enforcement Officers who made the ultimate sacrifice while protecting and serving the citizens of Texas.

FELONIOUS DEATHS

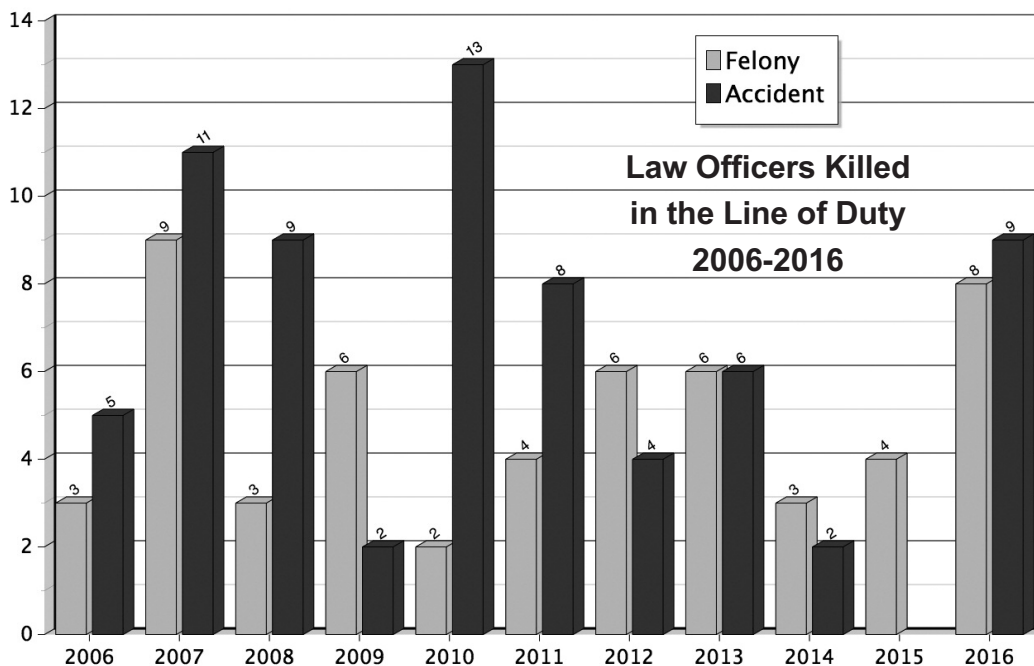
During 2016, eight Texas Law Officers were killed in the line of duty by criminal action:

- ◆ Officer **David Hofer**, Euless PD, March 1, 2016 - Ambushed
- ◆ Officer **David Ortiz**, El Paso PD, March 14, 2016 – Intentionally struck by drunk driver
- ◆ Corporal **Lorne Ahrens**, Dallas PD, July 8, 2016 – Gunfire at protest
- ◆ Officer **Michael Krol**, Dallas PD, July 8, 2016 – Gunfire at protest
- ◆ Sergeant **Michael Smith**, Dallas PD, July 8, 2016 – Gunfire at protest
- ◆ Officer **Patricio Zamarripa**, Dallas PD, July 8, 2016 – Gunfire at protest
- ◆ Officer **Brent Thompson**, Dallas Area Rapid Transit PD, July 8, 2016 – Gunfire at protest
- ◆ Detective **Benjamin Marconi**, San Antonio PD, November 20, 2016 - Ambushed

ACCIDENTAL DEATHS

Nine Texas Law Officers died as the result of duty-related accidents in 2016:

- ◆ Trooper **Jeffrey Nichols**, Department of Public Safety (Paris), March 26, 2016 – Single vehicle accident.
- ◆ Officer **Endy Ekpanya**, Pearland PD, June 12, 2016 – Collision with drunk driver while responding
- ◆ Sergeant **Stacey Baumgartner**, Patton Village PD, June 19, 2016 – Vehicle accident while in pursuit.
- ◆ Officer **Marco Zarate**, Bellaire PD, July 12, 2016 - Vehicle accident while in pursuit.
- ◆ Officer **Calvin McCullers Jr.**, Southern Methodist University PD, July 5, 2016 – Drowned
- ◆ Officer **Amir Abdul-Khaliq**, Austin PD, September 4, 2016 – Vehicle accident
- ◆ Deputy **Sheriff Kenneth Maltby**, Eastland County Sheriff’s Office, September 7, 2016 – Vehicle accident
- ◆ Agent **Jose Barraza**, U.S. Border Patrol (Sierra Blanca), April 18, 2016 – Vehicle accident
- ◆ Assistant Commander **Kenneth Starrs**, South Texas Specialized Crimes and Narcotics Task Force, November 16, 2016 - Struck by train



2016 COMMISSIONED / CIVILIAN PERSONNEL

The following list (as of October 31, 2016) is of law enforcement personnel employed by Texas law enforcement agencies participating in the Texas UCR Program. This list includes full-time sworn peace officers and civilian employees who were paid from law enforcement funds and who worked a normal full-time workweek. Agencies showing "0" or "no entry" have no officers or civilians that meet this criteria. Agencies missing from this list did not return the survey.

| AGENCY | COMMISSIONED | CIVILIAN | AGENCY | COMMISSIONED | CIVILIAN |
|-------------------------|--------------|----------|--------------------------|--------------|----------|
| ANDERSON COUNTY | | | BELL COUNTY | | |
| Anderson CO SO | 36 | 38 | Bell CO SO | 104 | 205 |
| Palestine PD | 37 | 17 | Belton PD | 35 | 10 |
| ANDREWS COUNTY | | | Killeen PD | 252 | 101 |
| Andrews CO SO | 14 | 22 | Nolanville PD | 10 | 0 |
| Andrews PD | 19 | 1 | Temple PD | 144 | 34 |
| ANGELINA COUNTY | | | Central Texas College PD | 7 | 1 |
| Angelina CO SO | 49 | 63 | Morgans Point Resort PD | 8 | 1 |
| Diboll PD | 14 | 5 | Killeen ISD PD | 14 | 0 |
| Huntington PD | 6 | 0 | Troy PD | 6 | 0 |
| Lufkin PD | 75 | 24 | Salado PD | 5 | 0 |
| ARANSAS COUNTY | | | Mary Hardin Baylor PD | 12 | 3 |
| Aransas CO SO | 26 | 46 | Tamu Central Texas PD | 7 | 4 |
| Aransas Pass PD | 26 | 13 | BEXAR COUNTY | | |
| Rockport PD | 27 | 3 | Alamo Heights PD | 22 | 13 |
| Fulton PD | 1 | 0 | Balcones Heights PD | 18 | 1 |
| ARCHER COUNTY | | | Castle Hills PD | 21 | 8 |
| Archer CO SO | 9 | 11 | Converse PD | 36 | 15 |
| ARMSTRONG COUNTY | | | Hill Country Village PD | 11 | 0 |
| Armstrong CO SO | 4 | 4 | Hollywood Park PD | 12 | 1 |
| ATASCOSA COUNTY | | | Olmos Park PD | 13 | 1 |
| Lytle PD | 7 | 1 | Shavano Park PD | 16 | 1 |
| Pleasanton PD | 22 | 7 | Windcrest PD | 26 | 10 |
| Poteet PD | 11 | 1 | Ut San Antonio PD | 47 | 72 |
| Jourdanton PD | 10 | 1 | Judson ISD PD | 25 | 1 |
| AUSTIN COUNTY | | | Alamo Comm Coll PD | 75 | 16 |
| Austin CO SO | 43 | 28 | Selma PD | 28 | 3 |
| Bellville PD | 11 | 1 | Somerset PD | 3 | 0 |
| Sealy PD | 20 | 1 | Helotes PD | 20 | 2 |
| Wallis PD | 6 | 0 | East Central ISD PD | 8 | 2 |
| BAILEY COUNTY | | | Fair Oaks Ranch PD | 20 | 2 |
| Muleshoe PD | 8 | 5 | TAMU SA PD | 12 | 6 |
| BANDERA COUNTY | | | San Antonio PD | 2,152 | 667 |
| Bandera CO SO | 27 | 37 | BLANCO COUNTY | | |
| BASTROP COUNTY | | | Blanco CO SO | 12 | 18 |
| Bastrop CO SO | 76 | 135 | Blanco PD | 7 | 0 |
| Bastrop PD | 22 | 3 | Johnson City PD | 5 | 0 |
| Elgin PD | 20 | 6 | BORDEN COUNTY | | |
| Smithville PD | 11 | 7 | Borden CO SO | 2 | 1 |
| BAYLOR COUNTY | | | BOSQUE COUNTY | | |
| Baylor CO SO | 3 | 5 | Bosque CO SO | 20 | 21 |
| BEE COUNTY | | | Clifton PD | 7 | 1 |
| Bee CO SO | 21 | 30 | Valley Mills PD | 3 | 0 |
| Beeville PD | 25 | 9 | BOWIE COUNTY | | |
| | | | Bowie CO SO | 35 | 7 |
| | | | De Kalb PD | 5 | 0 |
| | | | Nash PD | 8 | 0 |
| | | | New Boston PD | 11 | 5 |
| | | | Texarkana PD | 87 | 12 |
| | | | Wake Village PD | 7 | 1 |
| | | | Hooks PD | 7 | 0 |

| AGENCY | COMMISSIONED | CIVILIAN |
|-------------------------|--------------|----------|
| BRAZORIA COUNTY | | |
| Brazoria CO SO | 129 | 212 |
| Alvin PD | 47 | 20 |
| Angleton PD | 36 | 12 |
| Clute PD | 22 | 8 |
| Danbury PD | 4 | 0 |
| Lake Jackson PD | 44 | 15 |
| Manvel PD | 14 | 6 |
| Pearland PD | 161 | 54 |
| Richwood PD | 9 | 0 |
| Sweeny PD | 8 | 0 |
| West Columbia PD | 11 | 6 |
| Alvin Community Coll PD | 11 | 2 |
| Brazoria PD | 8 | 4 |
| Brookside Village PD | 4 | 0 |
| Jones Creek PD | 3 | 0 |
| Oyster Creek PD | 7 | 4 |
| Alvin ISD PD | 29 | 6 |
| Angleton ISD PD | 7 | 2 |
| BRAZOS COUNTY | | |
| Brazos CO SO | 99 | 128 |
| Bryan PD | 141 | 37 |
| College Station PD | 130 | 57 |
| Texas A&M Univ PD | 65 | 67 |
| BREWSTER COUNTY | | |
| Brewster CO SO | 31 | 15 |
| Alpine PD | 11 | 5 |
| Sul Ross State Univ PD | 8 | 2 |
| BRISCOE COUNTY | | |
| Briscoe CO SO | 3 | 0 |
| BROOKS COUNTY | | |
| Brooks CO SO | 11 | 24 |
| BROWN COUNTY | | |
| Brown CO SO | 29 | 39 |
| Bangs PD | 3 | 0 |
| Brownwood PD | 37 | 22 |
| Early PD | 7 | 2 |
| BURLESON COUNTY | | |
| Burleson CO SO | 17 | 26 |
| Caldwell PD | 10 | 1 |
| BURNET COUNTY | | |
| Burnet CO SO | 45 | 87 |
| Burnet PD | 16 | 1 |
| Marble Falls PD | 19 | 13 |
| Bertram PD | 3 | 0 |
| Granite Shoals PD | 9 | 0 |
| Horseshoe Bay PD | 19 | 2 |
| CALDWELL COUNTY | | |
| Caldwell CO SO | 32 | 64 |
| Lockhart PD | 25 | 9 |
| Luling PD | 12 | 7 |
| CALHOUN COUNTY | | |
| Calhoun CO SO | 25 | 37 |
| Port Lavaca PD | 17 | 6 |
| Calhoun CO ISD | 2 | 0 |

| AGENCY | COMMISSIONED | CIVILIAN |
|-------------------------|--------------|----------|
| CALLAHAN COUNTY | | |
| Callahan CO SO | 5 | 7 |
| Baird PD | 2 | 0 |
| Clyde PD | 7 | 1 |
| CAMERON COUNTY | | |
| Cameron CO SO | 114 | 387 |
| Brownsville PD | 244 | 110 |
| Combes PD | 8 | 0 |
| Harlingen PD | 130 | 40 |
| La Feria PD | 13 | 0 |
| Los Fresnos PD | 19 | 6 |
| Port Isabel PD | 18 | 7 |
| Primera PD | 8 | 1 |
| Rio Hondo PD | 7 | 0 |
| San Benito PD | 43 | 8 |
| So Padre Island PD | 25 | 9 |
| TSTC Harlingen PD | 10 | 3 |
| Brownsville ISD PD | 35 | 104 |
| Palm Valley PD | 5 | 0 |
| Santa Rosa ISD PD | 3 | 2 |
| Laguna Vista PD | 8 | 1 |
| Rancho Viejo PD | 8 | 0 |
| Indian Lake | 2 | 0 |
| Port Of Brownsville PD | 12 | 7 |
| CAMP | | |
| Camp CO SO | 7 | 11 |
| Pittsburg PD | 9 | 3 |
| CARSON COUNTY | | |
| Carson CO SO | 7 | 14 |
| Panhandle PD | 4 | 0 |
| CASS COUNTY | | |
| Cass CO SO | 21 | 15 |
| Atlanta PD | 12 | 5 |
| Hughes Springs PD | 9 | 0 |
| Linden PD | 5 | 1 |
| Queen City PD | 6 | 0 |
| CASTRO COUNTY | | |
| Castro CO SO | 6 | 13 |
| Dimmitt PD | 7 | 2 |
| CHAMBERS COUNTY | | |
| Chambers CO SO | 57 | 49 |
| Mont Belvieu PD | 11 | 7 |
| Barbers Hill ISD PD | 5 | 1 |
| CHEROKEE COUNTY | | |
| Cherokee CO SO | 34 | 39 |
| Jacksonville PD | 28 | 10 |
| Rusk PD | 12 | 1 |
| CHILDRESS COUNTY | | |
| Childress CO SO | 5 | 16 |
| CLAY COUNTY | | |
| Clay CO SO | 12 | 11 |
| COCHRAN COUNTY | | |
| Cochran CO SO | 6 | 6 |

| AGENCY | COMMISSIONED | CIVILIAN |
|------------------------|--------------|----------|
| COKE COUNTY | | |
| Coke CO SO | 5 | 1 |
| COLEMAN COUNTY | | |
| Coleman PD | 10 | 7 |
| Santa Anna PD | 3 | 0 |
| COLLIN COUNTY | | |
| Collin CO SO | 156 | 314 |
| Allen PD | 120 | 59 |
| Celina PD | 16 | 1 |
| Farmersville PD | 10 | 2 |
| Frisco PD | 166 | 81 |
| Mckinney PD | 189 | 45 |
| Plano PD | 359 | 228 |
| Prosper PD | 19 | 9 |
| Wylie PD | 61 | 5 |
| Melissa PD | 11 | 0 |
| Murphy PD | 23 | 11 |
| Lavon PD | 9 | 1 |
| Fairview PD | 15 | 0 |
| Anna PD | 15 | 1 |
| COLORADO COUNTY | | |
| Colorado CO SO | 18 | 29 |
| Columbus PD | 11 | 1 |
| Eagle Lake PD | 10 | 1 |
| Weimar PD | 7 | 1 |
| COMAL COUNTY | | |
| Comal CO SO | 151 | 132 |
| New Braunfels PD | 117 | 25 |
| Garden Ridge PD | 12 | 1 |
| Bulverde PD | 15 | 1 |
| COMANCHE COUNTY | | |
| Comanche CO SO | 11 | 20 |
| Comanche PD | 11 | 1 |
| CONCHO COUNTY | | |
| Concho CO SO | 7 | 5 |
| COOKE COUNTY | | |
| Gainesville PD | 42 | 14 |
| Oak Ridge PD | 2 | 0 |
| CORYELL COUNTY | | |
| Coryell CO SO | 33 | 42 |
| Copperas Cove PD | 45 | 22 |
| Gatesville PD | 17 | 9 |
| CRANE COUNTY | | |
| Crane CO SO | 6 | 5 |
| Crane PD | 7 | 6 |
| Crockett CO SO | 8 | 4 |
| CROSBY COUNTY | | |
| Crosby CO SO | 5 | 9 |
| Crosbyton PD | 3 | 0 |
| Ralls PD | 3 | 0 |
| DALLAM COUNTY | | |
| Dalhart PD | 15 | 4 |

| AGENCY | COMMISSIONED | CIVILIAN |
|---------------------------|--------------|----------|
| DALLAS COUNTY | | |
| Dallas CO SO | 423 | 1,820 |
| Addison PD | 59 | 9 |
| Balch Springs PD | 36 | 17 |
| Cedar Hill PD | 64 | 23 |
| Cockrell Hill PD | 15 | 6 |
| Coppell PD | 62 | 7 |
| Desoto PD | 65 | 55 |
| Duncanville PD | 54 | 12 |
| Farmers Branch PD | 68 | 32 |
| Garland PD | 326 | 128 |
| Grand Prairie PD | 258 | 126 |
| Highland Park PD | 57 | 14 |
| Hutchins PD | 17 | 6 |
| Irving PD | 330 | 152 |
| Lancaster PD | 48 | 9 |
| Mesquite PD | 218 | 82 |
| Richardson PD | 155 | 93 |
| Sachse PD | 28 | 14 |
| Seagoville PD | 20 | 9 |
| University Park PD | 39 | 14 |
| Wilmer PD | 12 | 5 |
| UT Med Sch Dallas PD | 43 | 98 |
| UT Dallas PD | 27 | 43 |
| Rowlett PD | 76 | 26 |
| North Lake Coll PD | 24 | 1 |
| Mountain View Coll PD | 12 | 0 |
| Brookhaven College PD | 16 | 10 |
| Glenn Heights PD | 15 | 3 |
| Dallas Co Hosp Dist PD | 84 | 72 |
| Baylor Scott & White Heal | 58 | 111 |
| So Methodist Univ PD | 29 | 8 |
| Ovilla PD | 9 | 1 |
| Cedar Hill ISD PD | 6 | 20 |
| Dallas PD | 3,279 | 550 |
| DAWSON COUNTY | | |
| Dawson CO SO | 7 | 12 |
| Lamesa PD | 18 | 6 |
| DEAF SMITH COUNTY | | |
| Hereford PD | 27 | 6 |
| DELTA COUNTY | | |
| Delta CO SO | 11 | 12 |
| DENTON COUNTY | | |
| Argyle PD | 8 | 0 |
| Denton PD | 161 | 56 |
| Lake Dallas PD | 14 | 5 |
| Lewisville PD | 149 | 70 |
| Pilot Point PD | 8 | 1 |
| Sanger PD | 13 | 1 |
| Texas Woman's Univ PD | 16 | 29 |
| Univ Of North Texas PD | 39 | 21 |
| Flower Mound PD | 81 | 40 |
| Little Elm PD | 47 | 4 |
| Aubrey PD | 6 | 0 |
| The Colony PD | 58 | 31 |
| Highland Village PD | 30 | 10 |
| Corinth PD | 28 | 4 |
| Double Oak PD | 8 | 0 |
| Roanoke PD | 29 | 11 |

| AGENCY | COMMISSIONED | CIVILIAN |
|-------------------------|--------------|----------|
| Trophy Club PD | 16 | 4 |
| Northeast PD | 8 | 0 |
| Bartonville PD | 4 | 0 |
| Northlake PD | 11 | 0 |
| DEWITT COUNTY | | |
| Cuero PD | 15 | 1 |
| Yorktown PD | 4 | 0 |
| DICKENS COUNTY | | |
| Dickens CO SO | 3 | 4 |
| Spur PD | 2 | 0 |
| DIMIT COUNTY | | |
| Dimmit CO SO | 31 | 39 |
| DUVAL COUNTY | | |
| Duval CO SO | 26 | 20 |
| San Diego PD | 7 | 1 |
| Freer PD | 6 | 4 |
| EASTLAND COUNTY | | |
| Eastland CO SO | 12 | 19 |
| Cisco PD | 8 | 3 |
| Eastland PD | 10 | 2 |
| Gorman PD | 2 | 0 |
| ECTOR COUNTY | | |
| Ector CO SO | 80 | 149 |
| Odessa PD | 166 | 54 |
| UT Permian Basin PD | 15 | 10 |
| Ector Co ISD PD | 28 | 2 |
| EDWARDS COUNTY | | |
| Edwards CO SO | 6 | 6 |
| ELLIS COUNTY | | |
| Ellis CO SO | 80 | 140 |
| Ennis PD | 36 | 8 |
| Ferris PD | 10 | 5 |
| Italy PD | 5 | 2 |
| Midlothian PD | 43 | 20 |
| Palmer PD | 9 | 1 |
| Red Oak PD | 24 | 2 |
| Waxahachie PD | 59 | 17 |
| EL PASO COUNTY | | |
| El Paso Co So | 253 | 759 |
| El Paso PD | 1,013 | 223 |
| UT El Paso PD | 27 | 29 |
| El Paso Comm College PD | 36 | 7 |
| El Paso ISD PD | 42 | 12 |
| Horizon City PD | 23 | 17 |
| Socorro PD | 29 | 12 |
| ERATH COUNTY | | |
| Erath CO SO | 21 | 39 |
| Dublin PD | 8 | 4 |
| Stephenville PD | 37 | 17 |
| Tarleton State Univ PD | 15 | 4 |
| FALLS COUNTY | | |
| Falls CO SO | 7 | 19 |
| Marlin PD | 12 | 4 |

| AGENCY | COMMISSIONED | CIVILIAN |
|-------------------------|--------------|----------|
| FANNIN COUNTY | | |
| Bonham PD | 18 | 9 |
| FAYETTE COUNTY | | |
| Fayette CO SO | 26 | 23 |
| La Grange PD | 14 | 0 |
| Schulenburg PD | 8 | 1 |
| FLOYD COUNTY | | |
| Floyd CO SO | 7 | 4 |
| Floydada PD | 6 | 0 |
| FOARD COUNTY | | |
| Foard CO SO | 3 | 1 |
| Crowell PD | 1 | 0 |
| FORT BEND COUNTY | | |
| Fort Bend CO SO | 523 | 234 |
| Missouri City PD | 102 | 29 |
| Richmond PD | 28 | 10 |
| Rosenberg PD | 70 | 22 |
| Stafford PD | 48 | 17 |
| Sugar Land PD | 151 | 24 |
| Needville PD | 7 | 0 |
| Arcola PD | 6 | 0 |
| Meadows Place PD | 14 | 1 |
| Fort Bend ISD PD | 52 | 21 |
| FRANKLIN COUNTY | | |
| Franklin CO SO | 11 | 14 |
| FREESTONE COUNTY | | |
| Fairfield PD | 8 | 5 |
| Teague PD | 8 | 0 |
| Wortham PD | 4 | 0 |
| FRIO COUNTY | | |
| Frio CO SO | 19 | 21 |
| Pearsall PD | 15 | 2 |
| Dilley PD | 8 | 1 |
| GAINES COUNTY | | |
| Gaines CO SO | 16 | 21 |
| Seagraves PD | 5 | 2 |
| Seminole PD | 12 | 2 |
| GALVESTON COUNTY | | |
| Dickinson PD | 29 | 15 |
| Friendswood PD | 58 | 20 |
| Galveston PD | 143 | 36 |
| Hitchcock PD | 19 | 7 |
| Kemah PD | 16 | 4 |
| La Marque PD | 29 | 6 |
| League City PD | 114 | 42 |
| Texas City PD | 61 | 21 |
| UTMB-Galveston PD | 64 | 53 |
| TX A&M Galveston PD | 9 | 1 |
| Jamaica Beach PD | 6 | 0 |
| Santa Fe PD | 21 | 5 |
| Bayou Vista PD | 6 | 0 |
| Coll Of The Mainland PD | 7 | 0 |
| Santa Fe ISD PD | 7 | 2 |
| Galveston ISD PD | 7 | 3 |

| AGENCY | COMMISSIONED | CIVILIAN |
|-------------------------|--------------|----------|
| GARZA COUNTY | | |
| Garza CO SO | 8 | 27 |
| GILLESPIE COUNTY | | |
| Gillespie CO SO | 28 | 23 |
| Fredericksburg PD | 30 | 4 |
| GLASSCOCK COUNTY | | |
| Glasscock CO SO | 4 | 1 |
| GOLIAD COUNTY | | |
| Goliad CO SO | 14 | 15 |
| GONZALES COUNTY | | |
| Gonzales CO SO | 20 | 35 |
| Gonzales PD | 21 | 8 |
| Nixon PD | 5 | 2 |
| Waelder PD | 4 | 0 |
| GRAY COUNTY | | |
| Gray CO SO | 13 | 30 |
| Pampa PD | 28 | 2 |
| GRAYSON COUNTY | | |
| Grayson CO SO | 65 | 95 |
| Collinsville PD | 3 | 0 |
| Denison PD | 44 | 14 |
| Pottsboro PD | 8 | 1 |
| Sherman PD | 61 | 22 |
| Van Alstyne PD | 9 | 5 |
| Whitesboro PD | 8 | 5 |
| Whitewright PD | 5 | 0 |
| Howe PD | 6 | 0 |
| Grayson Co Coll PD | 5 | 1 |
| Austin College PD | 6 | 1 |
| Tioga PD | 2 | 0 |
| Southmayd PD | 3 | 0 |
| GREGG COUNTY | | |
| Gregg CO SO | 106 | 150 |
| Gladewater PD | 14 | 6 |
| Kilgore PD | 37 | 12 |
| Longview PD | 172 | 14 |
| White Oak PD | 16 | 4 |
| GRIMES COUNTY | | |
| Grimes CO SO | 31 | 25 |
| Navasota PD | 20 | 7 |
| GUADALUPE COUNTY | | |
| Schertz PD | 51 | 21 |
| Seguin PD | 56 | 22 |
| Cibolo PD | 32 | 5 |
| HALE COUNTY | | |
| Hale CO SO | 69 | 0 |
| Abernathy PD | 5 | 0 |
| Plainview PD | 33 | 7 |
| HAMILTON COUNTY | | |
| Hamilton CO SO | 7 | 7 |
| Hamilton PD | 7 | 1 |
| HANSFORD COUNTY | | |
| Hansford CO SO | 7 | 6 |
| Spearman PD | 4 | 0 |

| AGENCY | COMMISSIONED | CIVILIAN |
|---------------------------|--------------|----------|
| HARDEMAN COUNTY | | |
| Hardeman CO SO | 7 | 4 |
| HARDIN COUNTY | | |
| Hardin CO SO | 29 | 38 |
| Kountze PD | 5 | 1 |
| Silsbee PD | 15 | 6 |
| Sour Lake PD | 7 | 1 |
| Lumberton PD | 17 | 3 |
| HARRIS COUNTY | | |
| Baytown PD | 163 | 72 |
| Deer Park PD | 56 | 27 |
| Galena Park PD | 18 | 5 |
| Humble PD | 57 | 23 |
| Jacinto City PD | 19 | 5 |
| Jersey Village PD | 26 | 2 |
| La Porte PD | 75 | 31 |
| Pasadena PD | 268 | 77 |
| Shoreacres PD | 6 | 0 |
| South Houston PD | 29 | 11 |
| Southside Place PD | 8 | 5 |
| Spring Valley PD | 19 | 5 |
| Memorial Village PD | 32 | 12 |
| West University PD | 24 | 9 |
| Katy PD | 52 | 17 |
| Nassau Bay PD | 12 | 0 |
| UT Houston PD | 96 | 260 |
| Univ Of Houston PD | 50 | 69 |
| Texas So Univ PD | 31 | 45 |
| Rice University PD | 31 | 17 |
| Univ Houston Clearlake PD | 17 | 13 |
| Hedwig Village PD | 17 | 6 |
| Univ Houston Downtown PD | 23 | 18 |
| Houston Comm College PD | 72 | 39 |
| Houston Metro Transit PD | 173 | 68 |
| Klein ISD PD | 44 | 22 |
| Houston Baptist Univ PD | 13 | 3 |
| Alief ISD PD | 41 | 6 |
| Lakeview PD | 12 | 4 |
| Katy ISD PD | 51 | 59 |
| Port Of Houston PD | 46 | 2 |
| Spring Branch ISD PD | 33 | 9 |
| Spring ISD PD | 55 | 8 |
| Pasadena ISD PD | 35 | 7 |
| Aldine ISD PD | 54 | 8 |
| Houston PD | 5,182 | 1,450 |
| HARRISON COUNTY | | |
| Harrison CO SO | 40 | 61 |
| Hallsville PD | 4 | 0 |
| Marshall PD | 47 | 20 |
| HARTLEY COUNTY | | |
| Hartley CO SO | 5 | 0 |
| HASKELL COUNTY | | |
| Haskell CO SO | 4 | 8 |
| HAYS COUNTY | | |
| Hays CO SO | 144 | 157 |
| San Marcos PD | 103 | 40 |
| Texas State Univ PD | 33 | 13 |
| Kyle PD | 34 | 25 |
| Buda PD | 18 | 2 |

| AGENCY | COMMISSIONED | CIVILIAN |
|-------------------------|--------------|----------|
| HEMPHILL COUNTY | | |
| Hemphill CO SO | 7 | 7 |
| HENDERSON COUNTY | | |
| Athens PD | 24 | 6 |
| Malakoff PD | 6 | 0 |
| Seven Points PD | 8 | 4 |
| Gun Barrel City PD | 13 | 6 |
| Tool PD | 7 | 4 |
| HIDALGO COUNTY | | |
| Hidalgo CO SO | 280 | 493 |
| Alamo PD | 30 | 9 |
| Donna PD | 33 | 11 |
| Edinburg PD | 141 | 54 |
| Elsa PD | 17 | 6 |
| Hidalgo PD | 34 | 11 |
| La Villa PD | 8 | 2 |
| McAllen PD | 262 | 146 |
| Mercedes PD | 31 | 7 |
| Mission PD | 148 | 45 |
| Pharr PD | 125 | 39 |
| San Juan PD | 47 | 11 |
| Weslaco PD | 66 | 24 |
| La Joya PD | 11 | 5 |
| Palmview PD | 27 | 10 |
| Alton PD | 16 | 5 |
| Edinburg Cisd PD | 81 | 37 |
| Penitas PD | 13 | 2 |
| Sullivan City PD | 8 | 4 |
| Palmhurst PD | 13 | 5 |
| HILL COUNTY | | |
| Hill CO SO | 33 | 35 |
| Hillsboro PD | 25 | 10 |
| Hubbard PD | 5 | 0 |
| Itasca PD | 6 | 0 |
| Whitney PD | 7 | 1 |
| HOCKLEY COUNTY | | |
| Hockley CO SO | 11 | 15 |
| Levelland PD | 22 | 11 |
| South Plains College PD | 6 | 0 |
| HOOD COUNTY | | |
| Hood CO SO | 53 | 85 |
| Granbury PD | 33 | 5 |
| HOPKINS COUNTY | | |
| Hopkins CO SO | 25 | 40 |
| Cumby PD | 3 | 0 |
| Sulphur Springs PD | 28 | 11 |
| HOUSTON COUNTY | | |
| Houston CO SO | 21 | 27 |
| Crockett PD | 14 | 2 |
| Grapeland PD | 3 | 0 |
| HOWARD COUNTY | | |
| Howard CO SO | 21 | 36 |
| Big Spring PD | 34 | 17 |
| HUDSPETH COUNTY | | |
| Hudspeth CO SO | 14 | 27 |

| AGENCY | COMMISSIONED | CIVILIAN |
|--------------------------|--------------|----------|
| HUNT COUNTY | | |
| Hunt CO SO | 46 | 93 |
| Commerce PD | 17 | 6 |
| Greenville PD | 54 | 19 |
| TX A&M-Commerce PD | 20 | 11 |
| Caddo Mills PD | 5 | 0 |
| West Tawakoni PD | 3 | 3 |
| HUTCHINSON COUNTY | | |
| Hutchinson CO SO | 13 | 20 |
| Borger PD | 27 | 2 |
| IRION COUNTY | | |
| Irion CO SO | 5 | 7 |
| JACK COUNTY | | |
| Jack CO SO | 11 | 18 |
| Jacksboro PD | 8 | 1 |
| JACKSON COUNTY | | |
| Jackson CO SO | 12 | 22 |
| Edna PD | 10 | 2 |
| Ganado PD | 3 | 0 |
| JASPER COUNTY | | |
| Jasper CO SO | 18 | 48 |
| Jasper PD | 20 | 6 |
| Kirbyville PD | 6 | 0 |
| JEFFERSON COUNTY | | |
| Jefferson CO SO | 169 | 266 |
| Beaumont PD | 254 | 63 |
| Groves PD | 19 | 2 |
| Nederland PD | 24 | 14 |
| Port Arthur PD | 112 | 36 |
| Port Neches PD | 19 | 3 |
| Lamar University PD | 26 | 33 |
| JIM WELLS COUNTY | | |
| Jim Wells CO SO | 64 | 6 |
| Alice PD | 37 | 10 |
| JOHNSON COUNTY | | |
| Johnson CO SO | 93 | 53 |
| Burleson PD | 61 | 21 |
| Cleburne PD | 52 | 18 |
| Joshua PD | 12 | 2 |
| Keene PD | 13 | 5 |
| Venus PD | 9 | 1 |
| Godley PD | 6 | 0 |
| JONES COUNTY | | |
| Jones CO SO | 9 | 16 |
| Anson PD | 5 | 0 |
| Hamlin PD | 5 | 3 |
| Stamford PD | 6 | 1 |
| KARNES COUNTY | | |
| Karnes CO SO | 32 | 34 |
| Karnes City PD | 9 | 1 |
| Kenedy PD | 11 | 1 |
| KAUFMAN COUNTY | | |
| Kaufman CO SO | 82 | 150 |
| Forney PD | 28 | 14 |
| Kaufman PD | 17 | 4 |

| AGENCY | COMMISSIONED | CIVILIAN |
|------------------------|--------------|----------|
| Kemp PD | 5 | 0 |
| Terrell PD | 37 | 20 |
| Crandall PD | 14 | 0 |
| KENDALL COUNTY | | |
| Kendall CO SO | 48 | 33 |
| Boerne PD | 37 | 18 |
| KENEDY COUNTY | | |
| Kenedy CO SO | 11 | 7 |
| KENT COUNTY | | |
| Kent CO SO | 3 | 4 |
| KERR COUNTY | | |
| Kerr CO SO | 45 | 49 |
| Kerville PD | 52 | 16 |
| Ingram PD | 6 | 1 |
| KIMBLE COUNTY | | |
| Kimble CO SO | 8 | 5 |
| Junction PD | 5 | 0 |
| KINNEY COUNTY | | |
| Kinney CO SO | 7 | 8 |
| KLEBERG COUNTY | | |
| Kingsville PD | 47 | 20 |
| TX A&M Kingsville PD | 16 | 5 |
| KNOX COUNTY | | |
| Knox CO SO | 3 | 6 |
| Knox City PD | 2 | 0 |
| Munday PD | 2 | 0 |
| LAMAR COUNTY | | |
| Lamar CO SO | 27 | 49 |
| Paris PD | 61 | 25 |
| Paris Jr Coll | 4 | 0 |
| Reno PD | 5 | 0 |
| LAMB COUNTY | | |
| Lamb CO SO | 13 | 19 |
| Littlefield PD | 12 | 7 |
| Olton PD | 5 | 0 |
| LAMPASAS COUNTY | | |
| Lampasas CO SO | 17 | 20 |
| Lampasas PD | 18 | 13 |
| LA SALLE COUNTY | | |
| La Salle CO SO | 25 | 114 |
| Lavaca | | |
| Lavaca CO SO | 15 | 19 |
| Hallettsville PD | 7 | 1 |
| Yoakum PD | 12 | 7 |
| Moulton PD | 4 | 0 |
| LEE COUNTY | | |
| Lee CO SO | 14 | 28 |
| Giddings PD | 12 | 4 |
| Lexington PD | 3 | 1 |
| LEON COUNTY | | |
| Leon CO SO | 28 | 18 |
| Normangee PD | 1 | 0 |

| AGENCY | COMMISSIONED | CIVILIAN |
|-------------------------|--------------|----------|
| LIBERTY COUNTY | | |
| Liberty CO SO | 52 | 23 |
| Cleveland PD | 16 | 11 |
| Liberty PD | 18 | 8 |
| LIMESTONE COUNTY | | |
| Limestone CO SO | 23 | 66 |
| Groesbeck PD | 8 | 0 |
| Mexia PD | 16 | 10 |
| Mexia ISD PD | 3 | 0 |
| LIPSCOMB COUNTY | | |
| Lipscomb CO SO | 6 | 4 |
| LIVE OAK COUNTY | | |
| Live Oak CO SO | 15 | 33 |
| Three Rivers PD | 10 | 1 |
| George West PD | 9 | 1 |
| LLANO COUNTY | | |
| Llano CO SO | 26 | 24 |
| Sunrise Beach PD | 5 | 0 |
| LOVING COUNTY | | |
| Loving CO SO | 5 | 2 |
| LUBBOCK COUNTY | | |
| Lubbock CO SO | 212 | 287 |
| Idalou PD | 4 | 0 |
| Lubbock PD | 392 | 134 |
| Texas Tech Uni. PD | 60 | 73 |
| Wolfforth PD | 11 | 1 |
| LYNN COUNTY | | |
| Tahoka PD | 4 | 0 |
| MCCULLOCH COUNTY | | |
| McCulloch CO SO | 6 | 7 |
| Brady PD | 9 | 8 |
| MCLENNAN COUNTY | | |
| McLennan CO SO | 97 | 281 |
| Bellmead PD | 20 | 11 |
| Beverly Hills PD | 9 | 4 |
| Hewitt PD | 23 | 10 |
| Lacy-Lakeview PD | 17 | 9 |
| Lorena PD | 5 | 1 |
| Robinson PD | 21 | 6 |
| Waco PD | 241 | 93 |
| West PD | 8 | 0 |
| Woodway PD | 31 | 12 |
| McLennan Com Coll PD | 9 | 5 |
| Riesel PD | 3 | 0 |
| TSTC Waco PD | 11 | 1 |
| Baylor Univ PD | 36 | 20 |
| MCMULLEN COUNTY | | |
| McMullen CO SO | 10 | 2 |
| MADISON COUNTY | | |
| Madison CO SO | 13 | 18 |
| Madisonville PD | 13 | 2 |
| MARION COUNTY | | |
| Marion CO SO | 11 | 1 |
| Jefferson PD | 7 | 1 |

| AGENCY | COMMISSIONED | CIVILIAN |
|--------------------------|--------------|----------|
| MARTIN COUNTY | | |
| Stanton PD | 5 | 0 |
| MATAGORDA COUNTY | | |
| Matagorda CO SO | 38 | 36 |
| Bay City PD | 41 | 22 |
| Palacios PD | 11 | 5 |
| Bay City ISD PD | 6 | 1 |
| MAVERICK COUNTY | | |
| Maverick CO SO | 39 | 56 |
| Eagle Pass PD | 63 | 15 |
| MEDINA COUNTY | | |
| Medina CO SO | 33 | 38 |
| Castroville PD | 9 | 1 |
| Devine PD | 9 | 4 |
| Hondo PD | 21 | 3 |
| MIDLAND COUNTY | | |
| Midland CO SO | 77 | 121 |
| Midland PD | 181 | 59 |
| Midland ISD PD | 14 | 6 |
| MILAM COUNTY | | |
| Milam CO SO | 19 | 41 |
| Cameron PD | 11 | 5 |
| Rockdale PD | 10 | 6 |
| Thorndale PD | 3 | 0 |
| MILLS COUNTY | | |
| Mills CO SO | 7 | 11 |
| MITCHELL COUNTY | | |
| Mitchell CO SO | 5 | 15 |
| Colorado City PD | 7 | 6 |
| MONTAGUE COUNTY | | |
| Montague CO SO | 8 | 21 |
| Bowie PD | 15 | 5 |
| MONTGOMERY COUNTY | | |
| Montgomery CO SO | 461 | 328 |
| Conroe PD | 118 | 44 |
| Patton Village PD | 17 | 1 |
| Magnolia PD | 15 | 2 |
| Shenandoah PD | 23 | 1 |
| Willis PD | 16 | 2 |
| Stagecoach PD | 2 | 0 |
| Oak Ridge North PD | 17 | 0 |
| Woodbranch PD | 2 | 2 |
| Conroe ISD PD | 58 | 17 |
| MOORE COUNTY | | |
| Moore CO SO | 17 | 32 |
| Dumas PD | 24 | 6 |
| Cactus PD | 8 | 2 |
| MORRIS COUNTY | | |
| Morris CO SO | 9 | 13 |
| Daingerfield PD | 7 | 1 |
| Lone Star PD | 4 | 1 |
| Omaha PD | 2 | 0 |
| Naples PD | 3 | 0 |

| AGENCY | COMMISSIONED | CIVILIAN |
|-----------------------------|--------------|----------|
| MOTLEY COUNTY | | |
| Motley CO SO | 2 | 0 |
| NACOGDOCHES COUNTY | | |
| Nacogdoches CO SO | 40 | 46 |
| Nacogdoches PD | 63 | 24 |
| Stephen F Austin Univ PD | 26 | 23 |
| NAVARRO COUNTY | | |
| Corsicana PD | 36 | 9 |
| NEWTON COUNTY | | |
| Newton CO SO | 11 | 10 |
| NOLAN COUNTY | | |
| Nolan CO SO | 12 | 24 |
| Sweetwater PD | 24 | 6 |
| TSTC – Sweetwater PD | 5 | 0 |
| NUECES COUNTY | | |
| Nueces CO SO | 53 | 245 |
| Bishop PD | 6 | 4 |
| Corpus Christi PD | 444 | 181 |
| Robstown PD | 24 | 8 |
| Port Aransas PD | 19 | 11 |
| TX A&M Univ Corp Christi PD | 17 | 15 |
| Driscoll PD | 4 | 1 |
| OCHILTREE COUNTY | | |
| Ochiltree CO SO | 8 | 12 |
| Perryton PD | 14 | 10 |
| OLDHAM COUNTY | | |
| Oldham CO SO | 6 | 5 |
| ORANGE COUNTY | | |
| Orange CO SO | 67 | 69 |
| Bridge City PD | 15 | 6 |
| Orange PD | 40 | 16 |
| Pinehurst PD | 6 | 2 |
| Vidor PD | 24 | 7 |
| West Orange PD | 9 | 2 |
| PALO PINTO COUNTY | | |
| Palo Pinto CO SO | 28 | 34 |
| Mineral Wells PD | 28 | 9 |
| PANOLA COUNTY | | |
| Panola CO SO | 39 | 22 |
| Carthage PD | 17 | 6 |
| PARKER COUNTY | | |
| Parker CO SO | 89 | 37 |
| Springtown PD | 11 | 4 |
| Willow Park PD | 12 | 1 |
| PARMER COUNTY | | |
| Parmer CO SO | 6 | 12 |
| Bovina PD | 3 | 0 |
| Friena PD | 6 | 4 |
| Farwell PD | 2 | 0 |
| PECOS COUNTY | | |
| Pecos CO SO | 22 | 15 |

| AGENCY | COMMISSIONED | CIVILIAN |
|-------------------------|--------------|----------|
| POLK COUNTY | | |
| Polk CO SO | 48 | 59 |
| Livingston PD | 18 | 7 |
| Corrigan PD | 13 | 6 |
| Onalaska PD | 8 | 0 |
| POTTER COUNTY | | |
| Potter CO SO | 98 | 121 |
| Amarillo PD | 343 | 68 |
| Amarillo College PD | 11 | 1 |
| Amarillo Airport PD | 13 | 0 |
| PRESIDIO COUNTY | | |
| Presidio CO SO | 8 | 19 |
| RAINS COUNTY | | |
| Rains CO SO | 11 | 16 |
| RANDALL COUNTY | | |
| Randall CO SO | 88 | 108 |
| Canyon PD | 23 | 3 |
| West Texas A&M Univ PD | 15 | 6 |
| REAGAN COUNTY | | |
| Reagan CO SO | 14 | 8 |
| REAL COUNTY | | |
| Real CO SO | 5 | 5 |
| RED RIVER COUNTY | | |
| Red River CO SO | 13 | 12 |
| Clarksville PD | 4 | 3 |
| Bogota PD | 4 | 0 |
| REEVES COUNTY | | |
| Reeves CO SO | 21 | 28 |
| Pecos PD | 19 | 22 |
| REFUGIO COUNTY | | |
| Refugio CO SO | 13 | 23 |
| Refugio PD | 9 | 1 |
| ROBERTS COUNTY | | |
| Roberts CO SO | 5 | 1 |
| ROBERTSON COUNTY | | |
| Robertson CO SO | 13 | 18 |
| Bremond PD | 3 | 0 |
| Calvert PD | 4 | 0 |
| Hearne PD | 12 | 6 |
| ROCKWALL COUNTY | | |
| Rockwall CO SO | 34 | 74 |
| Rockwall PD | 80 | 20 |
| Royse City PD | 16 | 1 |
| Heath PD | 19 | 1 |
| RUNNELS COUNTY | | |
| Runnels CO SO | 6 | 20 |
| Ballinger PD | 7 | 2 |
| Winters PD | 5 | 0 |
| RUSK COUNTY | | |
| Rusk CO SO | 41 | 37 |
| Overton PD | 7 | 5 |

| AGENCY | COMMISSIONED | CIVILIAN |
|-----------------------------|--------------|----------|
| SABINE COUNTY | | |
| Sabine CO SO | 9 | 10 |
| Hemphill PD | 4 | 0 |
| SAN AUGUSTINE COUNTY | | |
| San Augustine CO SO | 8 | 11 |
| San Augustine PD | 7 | 1 |
| SAN JACINTO COUNTY | | |
| San Jacinto CO SO | 36 | 30 |
| SAN PATRICIO COUNTY | | |
| San Patricio CO SO | 54 | 61 |
| Ingleside PD | 24 | 8 |
| Mathis PD | 8 | 6 |
| Portland PD | 27 | 15 |
| Sinton PD | 11 | 1 |
| Taft PD | 8 | 1 |
| Gregory PD | 5 | 0 |
| SAN SABA COUNTY | | |
| San Saba CO SO | 5 | 5 |
| San Saba PD | 5 | 0 |
| SCHLEICHER COUNTY | | |
| Schleicher CO SO | 5 | 6 |
| SCURRY COUNTY | | |
| Scurry CO SO | 9 | 29 |
| Snyder PD | 20 | 3 |
| SHACKELFORD COUNTY | | |
| Shackelford CO SO | 4 | 8 |
| SHELBY COUNTY | | |
| Center PD | 18 | 7 |
| SHERMAN COUNTY | | |
| Sherman CO SO | 4 | 4 |
| Stratford PD | 3 | 0 |
| SMITH COUNTY | | |
| Smith CO SO | 172 | 197 |
| Tyler PD | 190 | 48 |
| Whitehouse PD | 15 | 0 |
| Tyler Jr College PD | 20 | 6 |
| UT Tyler PD | 12 | 17 |
| UT H.S.C.Tyler PD | 8 | 21 |
| Bullard PD | 10 | 1 |
| STARR COUNTY | | |
| Starr CO SO | 48 | 60 |
| La Grulla PD | 6 | 2 |
| Rio Grande City PD | 28 | 11 |
| Roma PD | 28 | 8 |
| STEPHENS COUNTY | | |
| Stephens CO SO | 7 | 13 |
| Breckenridge PD | 12 | 7 |
| STERLING COUNTY | | |
| Sterling CO SO | 4 | 0 |
| STONEWALL COUNTY | | |
| Stonewall CO SO | 3 | 6 |

| AGENCY | COMMISSIONED | CIVILIAN |
|---------------------------|--------------|----------|
| SUTTON COUNTY | | |
| Sonora PD | 5 | 2 |
| SWISHER COUNTY | | |
| Swisher CO SO | 4 | 6 |
| Kress PD | 1 | 0 |
| Tulia PD | 8 | 8 |
| TARRANT COUNTY | | |
| Tarrant CO SO | 371 | 966 |
| Azle PD | 25 | 8 |
| Bedford PD | 76 | 50 |
| Benbrook PD | 38 | 9 |
| Blue Mound PD | 7 | 4 |
| Crowley PD | 29 | 11 |
| Dalworthington Gardens PD | 12 | 5 |
| Eules PD | 84 | 48 |
| Everman PD | 14 | 4 |
| Fort Worth PD | 1,566 | 441 |
| Grapevine PD | 94 | 35 |
| Haltom City PD | 71 | 13 |
| Hurst PD | 75 | 46 |
| Kennedale PD | 20 | 2 |
| Lakeside PD | 3 | 0 |
| Lake Worth PD | 26 | 9 |
| Mansfield PD | 95 | 130 |
| No Richland Hills PD | 110 | 76 |
| Richland Hills PD | 17 | 5 |
| River Oaks PD | 17 | 5 |
| Saginaw PD | 34 | 8 |
| Sansom Park Village PD | 8 | 6 |
| Westover Hills PD | 9 | 4 |
| Westworth PD | 15 | 5 |
| White Settlement PD | 31 | 11 |
| Keller PD | 48 | 36 |
| Pantego PD | 11 | 5 |
| Southlake PD | 62 | 7 |
| UT Arlington PD | 35 | 65 |
| D/FW Airport PD | 167 | 39 |
| Texas Christian Univ PD | 32 | 24 |
| Colleyville PD | 43 | 6 |
| Pelican Bay PD | 4 | 0 |
| Tarrant Co Hosp Dist PD | 50 | 22 |
| TAYLOR COUNTY | | |
| Taylor CO SO | 83 | 150 |
| Abilene PD | 199 | 64 |
| Tye PD | 5 | 0 |
| Hardin Simmons Univ PD | 7 | 1 |
| Abilene Christian Univ | 14 | 1 |
| TERRELL COUNTY | | |
| Terrell CO SO | 6 | 5 |
| TERRY COUNTY | | |
| Terry CO SO | 12 | 25 |
| Brownfield PD | 19 | 5 |
| TITUS COUNTY | | |
| Mount Pleasant PD | 32 | 13 |
| TOM GREEN COUNTY | | |
| Tom Green CO SO | 61 | 102 |
| San Angelo PD | 162 | 31 |
| Angelo St Univ PD | 11 | 5 |

| AGENCY | COMMISSIONED | CIVILIAN |
|--------------------------|--------------|----------|
| TRAVIS COUNTY | | |
| Travis CO SO | 345 | 1,285 |
| Austin PD | 1,807 | 554 |
| Manor PD | 24 | 4 |
| Rollingwood PD | 9 | 0 |
| West Lake Hills PD | 13 | 5 |
| UT Austin PD | 89 | 74 |
| Pflugerville PD | 82 | 27 |
| Lakeway PD | 31 | 14 |
| Sunset Valley PD | 13 | 1 |
| Lago Vista PD | 16 | 7 |
| Jonestown PD | 7 | 1 |
| Austin ISD PD | 77 | 27 |
| Bee Cave PD | 19 | 1 |
| Pflugerville ISD PD | 23 | 0 |
| TRINITY COUNTY | | |
| Trinity CO SO | 11 | 6 |
| Trinity PD | 6 | 5 |
| TYLER COUNTY | | |
| Woodville PD | 9 | 1 |
| UpshurBig Sandy PD | 5 | 0 |
| Gilmer PD | 15 | 4 |
| UPTON COUNTY | | |
| Upton CO SO | 10 | 10 |
| UVALDE COUNTY | | |
| Uvalde CO SO | 32 | 37 |
| Uvalde PD | 38 | 14 |
| Sabinal PD | 4 | 1 |
| VAL VERDE COUNTY | | |
| Val Verde CO SO | 44 | 21 |
| Del Rio PD | 60 | 16 |
| VAN ZANDT COUNTY | | |
| Van Zandt CO SO | 30 | 41 |
| Edgewood PD | 4 | 0 |
| Grand Saline PD | 7 | 0 |
| Van PD | 8 | 0 |
| Wills Point PD | 10 | 0 |
| VICTORIA COUNTY | | |
| Victoria CO SO | 114 | 90 |
| Victoria PD | 108 | 35 |
| WALKER COUNTY | | |
| Walker CO SO | 40 | 43 |
| Huntsville PD | 58 | 7 |
| WALLER COUNTY | | |
| Waller CO SO | 61 | 25 |
| Brookshire PD | 16 | 4 |
| Waller PD | 10 | 1 |
| Hempstead PD | 19 | 4 |
| Prairie View PD | 6 | 1 |
| WARD COUNTY | | |
| Ward CO SO | 14 | 19 |
| Monahans PD | 12 | 5 |
| WASHINGTON COUNTY | | |
| Brenham PD | 33 | 5 |

| AGENCY | COMMISSIONED | CIVILIAN |
|---------------------------|--------------|----------|
| WEBB COUNTY | | |
| Webb CO SO | 267 | 64 |
| Laredo PD | 473 | 73 |
| Laredo Community Coll PD | 22 | 2 |
| TX A&M Internat'l Univ PD | 19 | 10 |
| United ISD PD | 78 | 125 |
| Rio Bravo PD | 1 | 0 |
| WHARTON COUNTY | | |
| Wharton CO SO | 44 | 31 |
| El Campo PD | 31 | 8 |
| Wharton PD | 24 | 9 |
| WHEELER COUNTY | | |
| Wheeler CO SO | 10 | 12 |
| Shamrock PD | 3 | 4 |
| WICHITA COUNTY | | |
| Wichita CO SO | 82 | 129 |
| Burkburnett PD | 19 | 6 |
| Electra PD | 8 | 5 |
| Iowa Park PD | 11 | 6 |
| Wichita Falls PD | 199 | 85 |
| Midwestern Univ PD | 9 | 5 |
| WILBARGER COUNTY | | |
| Wilbarger CO SO | 7 | 11 |
| Vernon PD | 18 | 7 |
| WILLACY COUNTY | | |
| Willacy CO SO | 16 | 29 |
| Lyford PD | 4 | 0 |
| Raymondville PD | 14 | 9 |
| Lyford Cisd PD | 4 | 0 |
| Raymondville ISD PD | 4 | 5 |
| WILLIAMSON COUNTY | | |
| Williamson CO SO | 224 | 286 |
| Florence PD | 2 | 0 |
| Georgetown PD | 80 | 37 |
| Granger PD | 2 | 0 |
| Hutto PD | 28 | 3 |
| Round Rock PD | 158 | 69 |

| AGENCY | COMMISSIONED | CIVILIAN |
|-----------------------|--------------|----------|
| Taylor PD | 25 | 11 |
| Southwestern Univ PD | 6 | 1 |
| Cedar Park PD | 80 | 36 |
| Leander PD | 43 | 17 |
| Thrall PD | 3 | 0 |
| Jarrell PD | 3 | 0 |
| WILSON COUNTY | | |
| Wilson CO SO | 33 | 46 |
| Floresville PD | 17 | 2 |
| La Vernia PD | 7 | 0 |
| Floresville ISD PD | 3 | 1 |
| WINKLER COUNTY | | |
| Winkler CO SO | 9 | 21 |
| Kermit PD | 13 | 6 |
| Wink PD | 2 | 0 |
| WISE COUNTY | | |
| Wise CO SO | 64 | 78 |
| Bridgeport PD | 14 | 7 |
| Decatur PD | 25 | 5 |
| Boyd PD | 7 | 0 |
| WOOD COUNTY | | |
| Wood CO SO | 24 | 36 |
| Hawkins PD | 4 | 0 |
| Mineola PD | 13 | 6 |
| Winnsboro PD | 9 | 5 |
| YOAKUM COUNTY | | |
| Yoakum CO SO | 9 | 12 |
| Denver City PD | 8 | 5 |
| YOUNG COUNTY | | |
| Young CO SO | 11 | 25 |
| Graham PD | 23 | 2 |
| Olney PD | 6 | 1 |
| ZAVALA COUNTY | | |
| Zavala CO SO | 74 | 9 |
| Crystal City PD | 9 | 4 |

Jurisdictions not represented did not report.