

FAMILY VIOLENCE

DEFINITION

The Texas Family Code defines Family Violence as an act by a member of a family or household against another member that is intended to result in physical harm, bodily injury, assault, or a threat that reasonably places the member in fear of imminent physical harm. The law excludes the reasonable discipline of a child and defines abuse as physical injury that results in substantial harm or genuine threat; sexual contact, intercourse, or conduct; or compelling or encouraging the child to engage in sexual conduct.

By definition and for the purposes of family violence reports, 'family' includes individuals related by consanguinity (blood) or affinity, marriage or former marriage, biological parents of the same child, foster children, foster parents, and members or former members of the same household (including roommates). Senate Bill 68 of the 77th Legislature amended the Family Code to include "Dating Violence". The "Dating Relationship" means a relationship between individuals who have or have had a continuing relationship of a romantic or intimate nature.

ANALYSIS

Volume

The total number of Texas family violence incidents in 2016 was 196,564. This represented a 0.9 percent increase when compared to 2015. These incidents involved 214,815 victims (up 1.7 percent from 2015) and 208,764 offenders (up 1.8 percent from 2015).

2016 FAMILY VIOLENCE QUICK STATS			
	2016	2015	% Change
Incidents	196,564	194,872	0.9%
Victims	214,815	211,301	1.7%
Offenders	208,764	205,154	1.8%

Victim/Offender Relationships

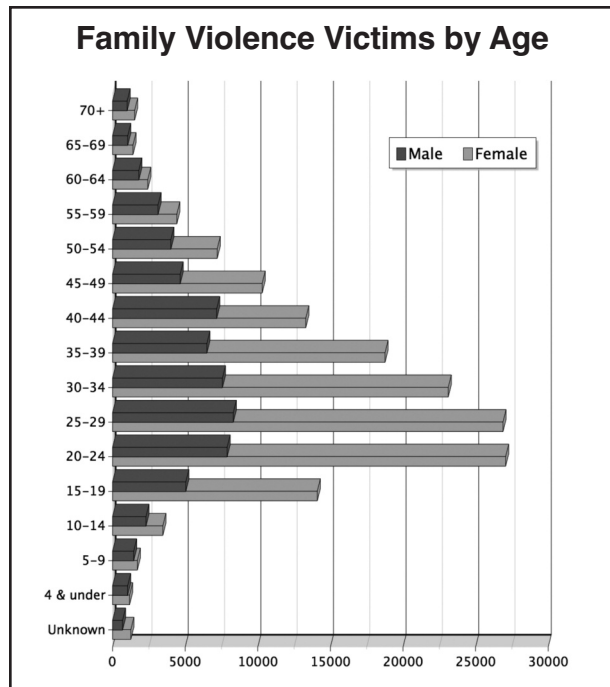
The largest percentage of family violence reports was between other family members. The second most commonly reported relationship among offenders and victims was married spouses and the third most common relationship was common law spouses.

Relationship of Victim to Offender			
Type	Group %	Relationship of Victim	Total %
Marital	39.0%	Husband	4.1%
		Wife	13.8%
		Common-Law Husband	3.3%
		Common-Law Wife	13.8%
		Ex-Husband	0.9%
		Ex-Wife	3.1%
Parental / Child	15.9%	Father	2.3%
		Mother	5.7%
		Son	2.1%
		Daughter	3.3%
		Stepfather	0.8%
		Stepmother	0.3%
		Stepson	0.6%
		Stepdaughter	0.8%
		Foster Parent	0.0%
		Foster Child	0.0%
Other Family	45.2%	Grandfather	0.2%
		Grandmother	0.5%
		Grandson	0.1%
		Granddaughter	0.3%
		Brother	2.9%
		Sister	3.7%
		Stepbrother	0.1%
		Stepsister	0.2%
		Male Roommate	2.1%
		Female Roommate	4.0%
		Male In-Law	0.8%
		Female In-Law	1.1%
		Other Male Family Member	7.7%
		Other Female Family Member	21.5%

Victims

Incidents of family violence in 2016 involved 214,815 victims. Of the victims whose sex was known, 28 percent were male and 72 percent were female. The age group with the highest number of victims was the 25-to-29 year-old bracket.

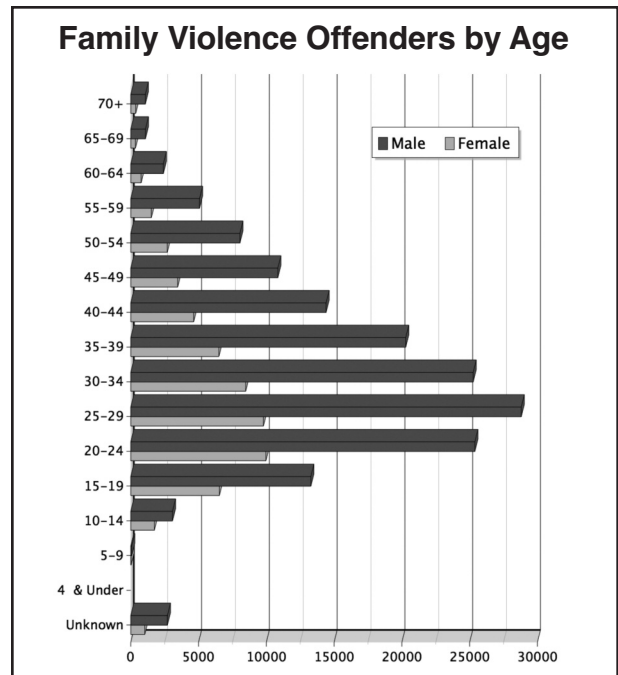
Of the victims whose ethnicity was known, 36.2 percent were Hispanic and 63.8 percent were not Hispanic. For the victims whose race was known, 69.9 percent were White, 28.7 percent were Black, and 1.4 percent were American Indian, Alaskan Native, Asian, or Native Hawaiian/ Other Pacific Islander. Of the number of White victims, 72 percent were female; 71.8 percent of Black victims were female; 75.6 percent of American Indian or Alaskan Native victims were female; and 74.1 percent of Asian, Native Hawaiian, or Other Pacific Islander victims were female.



Offenders

In 2016, 208,764 offenders were involved in incidents of family violence. Of the offenders whose sex was known, 73.7 percent were male and 26.3 percent were female. The age group showing the highest number of offenders was the 25-to-29 year-old bracket.

Of the offenders whose ethnicity was known, 36.2 percent were Hispanic and 63.8 percent were not Hispanic. Of the offenders whose race was known, 66.8 percent were White, 31.7 percent were Black,



and 1.6 percent were American Indian, Alaskan Native, Asian, Native Hawaiian, or Other Pacific Islander. An examination of offenders by race found that 73.7 percent of the White offenders were male, 73.6 percent of the Black offenders were male, 71.4 percent of the American Indian/Alaskan Native offenders were male, and 72.6 percent of Asian, Native Hawaiian, or Other Pacific Islander offenders were male.

Officer Assaults

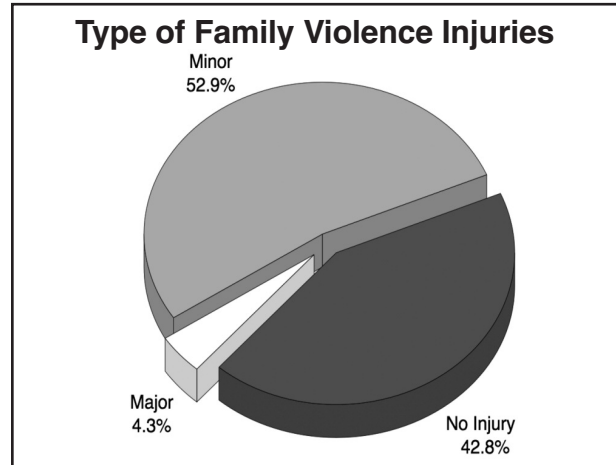
A serious problem inherent to police intervention and investigation of family violence incidents is the potential for law officers to be assaulted. In 2016, during the course of responding to family violence incidents, 581 Texas law officers were assaulted. During the same period, 4,754 assaults were made on law officers during all types of police activity.

Offenses

Offense information in the family violence program is collected according to federal UCR guidelines and does not necessarily conform to Texas state definitions. Complete offense definitions are available in the appendix to this publication. Family violence offense information falls into five general categories: assaults, homicides, kidnapping/abductions, robberies, and sex offenses. Of the five main categories, assaults accounted for 97% of all offenses. Information for each individual crime is represented in the chart on the next page.

FAMILY VIOLENCE OFFENSES			
Type	Group %	Offense	Total %
Assaults	97.0	Aggravated Assault	16.2%
		Simple Assault	73.0%
		Intimidation	7.8%
Homicides	0.08	Murder & Nonnegligent Manslaughter	0.1%
		Negligent Manslaughter	0.01%
		Justifiable Homicide	0.002%
Kidnapping	0.28	Kidnapping/Abduction	0.3%
Robbery	0.21	Robbery	0.2%
Sex Offenses	2.48	Rape	1.1%
		Sodomy	0.2%
		Sexual Assault w/Object	0.1%
		Fondling	0.9%
		Incest	0.04%
		Statutory Rape	0.1%

Of the apparent major injuries, 24.9 percent were due to Possible Internal Injuries, 25.9 percent were from Severe Lacerations, 19.6 percent from Other Major Injuries, 14.5 percent were from Unconsciousness, 11.9 percent from Broken Bones, and Loss of Teeth accounted for the remaining 3.3 percent.

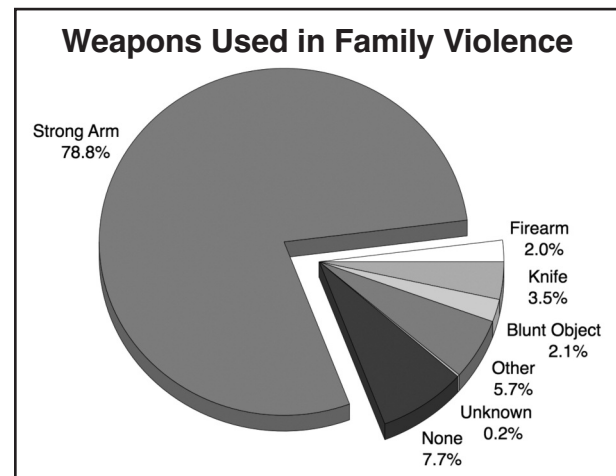
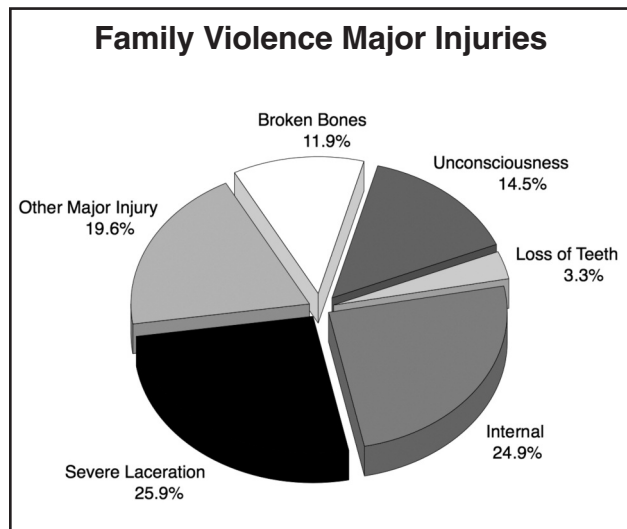


Injuries

For the purposes of this family violence report, the police officers who responded to disturbance calls determined the extent of injuries and all injuries were considered to be apparent injuries. If later medical attention indicated that the injuries were more or less severe than noted by the responding officer, this information is not included in the family violence report. The majority of reported injuries (52.9%) were considered to be minor injuries. In another 42.8 percent of family violence reports, 'no injury' was recorded. Major injuries were reported in 4.3 percent of the cases.

Weapons

The most common weapon involved in family violence cases was physical force through the use of hands, feet, and fists (strong-arm), which accounted for 78.8 percent of the incidents. The Texas Family Violence law considers the use of threats and intimidation to be serious enough to report and, thus, 7.7 percent of the reports were listed as involving no weapons. Knives or cutting instruments (3.5 percent), blunt objects (2.1 percent), firearms (2.0 percent), and other weapons (5.7 percent), and unknown (0.2 percent) accounted for the remaining cases. Considered as other weapons were motor vehicles, poison, explosives, fire, drugs, unknown, and miscellaneous weapons.



FAMILY VIOLENCE BY JURISDICTION

AGENCY	INCIDENTS
ANDERSON COUNTY	
Anderson CO SO	122
Palestine PD	161
Frankston PD	6
ANDREWS COUNTY	
Andrews CO SO	15
Andrews PD	50
ANGELINA COUNTY	
Angelina CO SO	26
Diboll PD	23
Huntington PD	3
Lufkin PD	431
Hudson PD	5
ARANSAS COUNTY	
Aransas CO SO	70
Aransas Pass PD	162
Rockport PD	63
Fulton PD	1
ARCHER COUNTY	
Archer CO SO	16
ARMSTRONG COUNTY	
Armstrong CO SO	2
ATASCOSA COUNTY	
Atascosa CO SO	135
Lytle PD	4
Pleasanton PD	93
Poteet PD	46
Jourdanton PD	23
AUSTIN COUNTY	
Austin CO SO	38
Bellville PD	15
Sealy PD	42
Wallis PD	7
San Felipe PD	1
Sealy ISD PD	0
BAILEY COUNTY	
Bailey CO SO	4
Muleshoe PD	30
BANDERA COUNTY	
Bandera CO SO	94
BASTROP COUNTY	
Bastrop CO SO	484
Bastrop PD	95
Elgin PD	34
Smithville PD	49
Bastrop ISD PD	0

AGENCY	INCIDENTS
BAYLOR COUNTY	
Baylor CO SO	2
Seymour PD	17
BEE COUNTY	
Bee CO SO	30
Beeville PD	98
BELL COUNTY	
Bell CO SO	216
Belton PD	199
Harker Heights PD	157
Killeen PD	2,191
Nolanville PD	7
Temple PD	604
Central Texas COLlege PD	1
Morgans Point Resort PD	0
Killeen ISD PD	0
Troy PD	6
Salado PD	4
Mary Hardin Baylor PD	0
TAMU Central Texas PD	0
BEXAR COUNTY	
Bexar CO SO	1,852
San Antonio PD	14,039
Alamo Heights PD	16
Balcones Heights PD	29
Castle Hills PD	0
Converse PD	56
Hill Country Village PD	0
Hollywood Park PD	2
Kirby PD	117
Leon Valley PD	58
Olmos Park PD	5
Shavano Park PD	3
Terrell Hills PD	5
Universal City PD	220
Windcrest PD	21
Live Oak PD	14
UT H/S Ctr Sa PD	1
UT San Antonio PD	6
Judson ISD PD	0
Alamo Comm Coll PD	4
Selma PD	75
Somerset PD	3
Helotes PD	10
East Central ISD PD	0
Fair Oaks Ranch PD	15
TAMU SA PD	0
BLANCO COUNTY	
Blanco CO SO	28
Blanco PD	7
Johnson City PD	5

AGENCY	INCIDENTS
BORDEN COUNTY	
Borden CO SO	2
BOSQUE COUNTY	
Bosque CO SO	37
Clifton PD	0
Valley Mills PD	1
Meridian PD	5
BOWIE COUNTY	
Bowie CO SO	255
De Kalb PD	7
Nash PD	38
New Boston PD	41
Texarkana PD	720
Wake Village PD	39
Hooks PD	6
BRAZORIA COUNTY	
Brazoria CO SO	592
Alvin PD	181
Angleton PD	158
Clute PD	64
Danbury PD	1
Freeport PD	90
Lake Jackson PD	149
Manvel PD	61
Pearland PD	421
Richwood PD	8
Sweeny PD	13
West Columbia PD	25
Alvin Community Coll PD	0
Brazoria PD	26
Brookside Village PD	0
Jones Creek PD	9
Surfside Beach PD	10
Oyster Creek PD	22
Alvin ISD PD	0
Angleton ISD PD	1
Columbia-Brazoria ISD PD	0
Brazosport ISD PD	0
BRAZOS COUNTY	
Brazos CO SO	66
Bryan PD	972
College Station PD	558
Texas A&M Univ PD	10
BREWSTER COUNTY	
Brewster CO SO	11
Alpine PD	29
Sul Ross State Univ PD	1
BRISCOE COUNTY	
Briscoe CO SO	2

AGENCY	INCIDENTS
BROOKS COUNTY	
Brooks CO SO	0
Falfurrias PD	33
BROWN COUNTY	
Brown CO SO	76
Bangs PD	0
Brownwood PD	264
Early PD	8
BURLESON COUNTY	
Burleson CO SO	48
Caldwell PD	12
BURNET COUNTY	
Burnet CO SO	144
Burnet PD	54
Marble Falls PD	38
Bertram PD	0
Granite Shoals PD	28
Horseshoe Bay PD	7
CALDWELL COUNTY	
Caldwell CO SO	119
Lockhart PD	85
Luling PD	37
Martindale PD	2
CALHOUN COUNTY	
Calhoun CO SO	43
Port Lavaca PD	188
Calhoun CO ISD	0
CALLAHAN COUNTY	
Callahan CO SO	16
Baird PD	4
Clyde PD	32
CAMERON COUNTY	
Cameron CO SO	659
Brownsville PD	1,272
Combes PD	6
Harlingen PD	762
La Feria PD	38
Los Fresnos PD	24
Port Isabel PD	27
Primera PD	13
Rio Hondo PD	13
San Benito PD	158
Santa Rosa PD	0
South Padre Island PD	64
TSTC Harlingen PD	2
Brownsville ISD PD	0
Palm Valley PD	3
Santa Rosa ISD PD	0
Laguna Vista PD	16
Rancho Viejo PD	6
Indian Lake	1
Port of Brownsville PD	0
CAMP COUNTY	
Camp CO SO	41
Pittsburg PD	40

AGENCY	INCIDENTS
CARSON COUNTY	
Carson CO SO	1
Panhandle PD	0
CASS COUNTY	
Cass CO SO	79
Atlanta PD	18
Hughes Springs PD	3
Linden PD	8
Queen City PD	5
CASTRO COUNTY	
Castro CO SO	13
Dimmitt PD	21
CHAMBERS COUNTY	
Chambers CO SO	165
Mont Belvieu PD	28
Barbers Hill ISD PD	0
CHEROKEE COUNTY	
Cherokee CO SO	322
Jacksonville PD	223
CHILDRESS COUNTY	
Childress CO SO	22
CLAY COUNTY	
Clay CO SO	28
COCHRAN COUNTY	
Cochran CO SO	6
COKE COUNTY	
Coke CO SO	0
Coleman PD	27
Santa Anna PD	3
COLLIN COUNTY	
Collin CO SO	267
Allen PD	271
Celina PD	34
Farmersville PD	8
Frisco PD	447
Mckinney PD	728
Plano PD	765
Prosper PD	28
Wylie PD	176
Princeton PD	44
Melissa PD	30
Murphy PD	31
Parker PD	0
Lavon PD	13
Fairview PD	2
Anna PD	26
Josephine PD	2
Farmersville ISD PD	1
COLLINGSWORTH COUNTY	
Collingsworth CO SO	7
COLORADO COUNTY	
Colorado CO SO	40
Columbus PD	5

AGENCY	INCIDENTS
Eagle Lake PD	11
Weimar PD	8
COMAL COUNTY	
Comal CO SO	298
New Braunfels PD	658
Garden Ridge PD	6
Bulverde PD	14
COMANCHE COUNTY	
Comanche CO SO	38
Comanche PD	38
Deleon PD	14
CONCHO COUNTY	
Concho CO SO	2
COOKE COUNTY	
Cooke CO SO	79
Gainesville PD	268
Oak Ridge PD	0
CORYELL COUNTY	
Coryell CO SO	41
Copperas Cove PD	488
Gatesville PD	108
COTTLE COUNTY	
Cottle CO SO	0
Paducah PD	0
CRANE COUNTY	
Crane CO SO	8
Crane PD	10
CROCKETT COUNTY	
Crockett CO SO	12
CROSBY COUNTY	
Crosby CO SO	2
Crosbyton PD	0
Ralls PD	5
CULBERSON COUNTY	
Culberson CO SO	9
DALLAM COUNTY	
Dallam CO SO	0
Dalhart PD	73
DALLAS COUNTY	
Dallas CO SO	34
Dallas PD	14,263
Addison PD	165
Balch Springs PD	214
Carrollton PD	374
Cedar Hill PD	336
Cockrell Hill PD	24
Coppell PD	107
Desoto PD	463
Duncanville PD	234
Farmers Branch PD	126
Garland PD	2,101
Grand Prairie PD	1,108
Highland Park PD	18

AGENCY	INCIDENTS
Hutchins PD	33
Irving PD	636
Lancaster PD	415
Mesquite PD	1,029
Richardson PD	266
Sachse PD	65
Seagoville PD	53
University Park PD	19
Wilmer PD	29
UT Med Sch Dallas PD	0
UT Dallas PD	2
Rowlett PD	228
Richland Coll PD	0
North Lake Coll PD	1
Mountain View Coll PD	1
Brookhaven College PD	0
Glenn Heights PD	126
Dallas CO Hosp Dist PD	8
Baylor Scott & White Health	15
So Methodist Univ PD	2
Ovilla PD	7
Cedar Hill ISD PD	0
DAWSON COUNTY	
Dawson CO SO	1
Lamesa PD	134
DEAF SMITH COUNTY	
Deaf Smith CO SO	10
Hereford PD	27
DELTA COUNTY	
Delta CO SO	1
DENTON COUNTY	
Denton CO SO	141
Argyle PD	7
Denton PD	789
Lake Dallas PD	30
Lewisville PD	444
Pilot Point PD	18
Sanger PD	0
Texas Woman's Univ PD	3
Univ of North Texas PD	0
Flower Mound PD	103
Little Elm PD	101
Aubrey PD	11
The Colony PD	134
Highland Village PD	25
Corinth PD	81
Double Oak PD	2
Hickory Creek PD	13
Roanoke PD	7
Trophy Club PD	16
Ponder PD	0
Northeast PD	4
Bartonville PD	1
Northlake PD	3
DEWITT COUNTY	
Dewitt CO SO	23
Cuero PD	39
Yorktown PD	13

AGENCY	INCIDENTS
DICKENS COUNTY	
Dickens CO SO	4
Spur PD	2
DIMITT COUNTY	
Dimmitt CO SO	73
DONLEY COUNTY	
Donley CO SO	10
DUVAL COUNTY	
Duval CO SO	51
San Diego PD	4
Freer PD	25
EASTLAND COUNTY	
Eastland CO SO	4
Cisco PD	22
Eastland PD	27
Gorman PD	1
Ranger PD	5
ECTOR COUNTY	
Ector CO SO	627
Odessa PD	970
UT Permian Basin PD	3
Ector CO ISD PD	1
EDWARDS COUNTY	
Edwards CO SO	10
ELLIS COUNTY	
Ellis CO SO	98
Ennis PD	102
Ferris PD	7
Italy PD	6
Midlothian PD	112
Milford PD	2
Palmer PD	8
Red Oak PD	32
Waxahachie PD	159
EL PASO COUNTY	
El Paso CO SO	466
Anthony PD	8
El Paso PD	4,406
UT El Paso PD	3
El Paso Comm College PD	0
El Paso ISD PD	2
Horizon City PD	37
Socorro PD	137
Socorro ISD PD	0
ERATH COUNTY	
Erath CO SO	32
Dublin PD	13
Stephenville PD	111
Tarleton State Univ PD	0
FALLS COUNTY	
Falls CO SO	6
Marlin PD	13

AGENCY	INCIDENTS
FANNIN COUNTY	
Fannin CO SO	55
Bonham PD	72
FAYETTE COUNTY	
Fayette CO SO	14
La Grange PD	10
Schulenburg PD	6
Flatonia PD	5
FISHER COUNTY	
Fisher CO SO	13
FLOYD COUNTY	
Floyd CO SO	6
Floydada PD	5
FOARD COUNTY	
Crowell PD	0
FORT BEND COUNTY	
Fort Bend CO SO	2,019
Missouri City PD	333
Richmond PD	89
Rosenberg PD	417
Stafford PD	202
Sugar Land PD	162
Needville PD	17
Arcola PD	4
Meadows Place PD	16
Fulshear PD	4
Fort Bend ISD PD	2
FRANKLIN COUNTY	
Franklin CO SO	3
FREESTONE COUNTY	
Freestone CO SO	28
Fairfield PD	16
Teague PD	26
Wortham PD	2
FRIO COUNTY	
Frio CO SO	6
Pearsall PD	79
Dilley PD	16
GAINES COUNTY	
Gaines CO SO	36
Seagraves PD	8
Seminole PD	18
GALVESTON COUNTY	
Galveston CO SO	396
Dickinson PD	74
Friendswood PD	101
Galveston PD	563
Hitchcock PD	58
Kemah PD	7
La Marque PD	281
League City PD	600
Texas City PD	501
UTMB-Galveston PD	2
TX A&M Galveston PD	0
Jamaica Beach PD	0

AGENCY	INCIDENTS
Santa Fe PD	65
Bayou Vista PD	4
Coll of The Mainland PD	0
Santa Fe ISD PD	0
Galveston ISD PD	0
GARZA COUNTY	
Garza CO SO	22
GILLESPIE COUNTY	
Gillespie CO SO	13
Fredericksburg PD	17
GLASSCOCK COUNTY	
Glasscock CO SO	4
GOLIAD COUNTY	
Goliad CO SO	33
GONZALES COUNTY	
Gonzales CO SO	40
Gonzales PD	31
Nixon PD	7
Waelder PD	2
GRAY COUNTY	
Gray CO SO	20
Pampa PD	221
GRAYSON COUNTY	
Grayson CO SO	137
Collinsville PD	0
Denison PD	153
Pottsboro PD	8
Sherman PD	540
Van Alstyne PD	16
Whitesboro PD	10
Whitewright PD	4
Howe PD	7
Grayson CO Coll PD	0
Austin College PD	0
Tioga PD	2
Southmayd PD	1
GREGG COUNTY	
Gregg CO SO	166
Gladewater PD	39
Kilgore PD	161
Longview PD	809
White Oak PD	19
GRIMES COUNTY	
Grimes CO SO	56
Navasota PD	18
GUADALUPE COUNTY	
Guadalupe CO SO	172
Schertz PD	189
Seguin PD	314
Cibolo PD	69
HALE COUNTY	
Hale CO SO	6
Abernathy PD	6
Plainview PD	159

AGENCY	INCIDENTS
HALL COUNTY	
Hall CO SO	0
Memphis PD	2
Estelline PD	0
HAMILTON COUNTY	
Hamilton CO SO	2
Hamilton PD	27
HANSFORD COUNTY	
Hansford CO SO	3
Spearman PD	3
HARDEMAN COUNTY	
Hardeman CO SO	16
Chillicothe PD	0
HARDIN COUNTY	
Hardin CO SO	131
Kountze PD	15
Silsbee PD	31
Sour Lake PD	11
Lumberton PD	85
HARRIS COUNTY	
Harris CO SO	13,908
Houston PD	24,655
Baytown PD	641
Bellaire PD	33
Deer Park PD	263
Galena Park PD	64
Humble PD	123
Jacinto City PD	39
Jersey Village PD	54
La Porte PD	234
Pasadena PD	1,173
Seabrook PD	116
Shoreacres PD	3
South Houston PD	119
Southside Place PD	0
Spring Valley PD	0
Tomball PD	59
Memorial Village PD	7
Webster PD	115
West University PD	6
Katy PD	183
Nassau Bay PD	6
UT Houston PD	10
Univ of Houston PD	17
Texas SO Univ PD	4
Houston ISD PD	1
Rice University PD	4
Univ Houston Clearlake PD	1
Hedwig Village PD	5
Univ Houston Downtown PD	1
Houston Comm College PD	2
Houston Metro Transit PD	0
Klein ISD PD	0
Houston Baptist Univ PD	0
Aliief ISD PD	0
Lakeview PD	7
Katy ISD PD	2
Port of Houston PD	0

AGENCY	INCIDENTS
Spring Branch ISD PD	0
Spring ISD PD	0
Pasadena ISD PD	3
Aldine ISD PD	3
Univ Of St. Thomas PD	2
Humble ISD PD	0
HARRISON COUNTY	
Harrison CO SO	137
Hallsville PD	4
Marshall PD	172
Hallsville ISD PD	0
HARTLEY COUNTY	
Hartley CO SO	1
HASKELL COUNTY	
Haskell CO SO	6
Haskell PD	6
HAYS COUNTY	
Hays CO SO	214
San Marcos PD	0
Texas State Univ PD	5
Kyle PD	103
Buda PD	39
HEMPHILL COUNTY	
Hempfill CO SO	17
HENDERSON COUNTY	
Henderson CO SO	344
Athens PD	49
Malakoff PD	13
Seven Points PD	22
Chandler PD	1
Gun Barrel City PD	12
Tool PD	5
Malakoff ISD PD	0
HIDALGO COUNTY	
Hidalgo CO SO	2,072
Alamo PD	65
Donna PD	288
Edcouch PD	0
Edinburg PD	1,082
Elsa PD	26
Hidalgo PD	43
La Villa PD	5
McAllen PD	412
Mercedes PD	137
Mission PD	87
Pharr PD	669
San Juan PD	98
Weslaco PD	389
La Joya PD	0
Palmview PD	28
Alton PD	46
Edinburg CISD PD	0
Penitas PD	23
Sullivan City PD	14
Palmhurst PD	0
UT Rio Grande Valley PD	9

AGENCY	INCIDENTS
HILL COUNTY	
Hill CO SO	74
Hillsboro PD	64
Hubbard PD	0
Itasca PD	3
Whitney PD	5
HOCKLEY COUNTY	
Hockley CO SO	31
Levelland PD	205
South Plains College PD	0
HOOD COUNTY	
Hood CO SO	311
Granbury PD	24
HOPKINS COUNTY	
Hopkins CO SO	45
Cumby PD	1
Sulphur Springs PD	73
HOUSTON COUNTY	
Houston CO SO	33
Crockett PD	31
Grapeland PD	6
HOWARD COUNTY	
Howard CO SO	103
Big Spring PD	412
HUDSPETH COUNTY	
Hudspeth CO SO	3
HUNT COUNTY	
Hunt CO SO	222
Commerce PD	93
Greenville PD	302
TX A&M-Commerce PD	6
Caddo Mills PD	0
West Tawakoni PD	0
HUTCHINSON COUNTY	
Hutchinson CO SO	49
Borger PD	11
IRION COUNTY	
Irion CO SO	4
JACK COUNTY	
Jack CO SO	27
Jacksboro PD	5
JACKSON COUNTY	
Jackson CO SO	14
Edna PD	29
Ganado PD	2
JASPER COUNTY	
Jasper CO SO	72
Jasper PD	70
Kirbyville PD	1
JEFF COUNTY	
Jeff Davis CO SO	0

AGENCY	INCIDENTS
JEFFERSON COUNTY	
Jefferson CO SO	198
Beaumont PD	3,168
Groves PD	179
Nederland PD	131
Port Arthur PD	738
Port Neches PD	130
Lamar University PD	1
JIM HOGG COUNTY	
Jim Hogg CO SO	18
JIM WELLS COUNTY	
Jim Wells CO SO	86
Alice PD	275
Premont PD	2
Orange Grove PD	7
JOHNSON COUNTY	
Johnson CO SO	292
Alvarado PD	23
Burleson PD	248
Cleburne PD	267
Joshua PD	36
Keene PD	12
Venus PD	8
Godley PD	3
JONES COUNTY	
Jones CO SO	9
Anson PD	13
Hamlin PD	14
Stamford PD	8
Hawley PD	2
KARNES COUNTY	
Karnes CO SO	9
Karnes City PD	19
Kenedy PD	41
KAUFMAN COUNTY	
Kaufman CO SO	359
Forney PD	26
Kaufman PD	5
Kemp PD	4
Terrell PD	197
Crandall PD	3
KENDALL COUNTY	
Kendall CO SO	38
Boerne PD	63
KENEDY COUNTY	
Kenedy CO SO	3
KENT COUNTY	
Kent CO SO	1
KERR COUNTY	
Kerr CO SO	155
Kerrville PD	173
Ingram PD	12
KIMBLE COUNTY	
Kimble CO SO	4
Junction PD	2

AGENCY	INCIDENTS
KING COUNTY	
King CO SO	0
KINNEY COUNTY	
Kinney CO SO	2
KLEBERG COUNTY	
Kleberg CO SO	23
Kingsville PD	282
TX A&M Kingsville PD	0
KNOX COUNTY	
Knox CO SO	1
Knox City PD	2
Munday PD	1
LAMAR COUNTY	
Lamar CO SO	82
Paris PD	159
Paris Jr Coll	0
Reno PD	14
LAMB COUNTY	
Lamb CO SO	97
Littlefield PD	0
Olton PD	6
LAMPASAS COUNTY	
Lampasas CO SO	38
Lampasas PD	69
LA SALLE COUNTY	
La Salle CO SO	20
Encinal PD	2
LAVACA COUNTY	
Lavaca CO SO	25
Hallettsville PD	18
Shiner PD	2
Yoakum PD	9
Moulton PD	3
LEE COUNTY	
Lee CO SO	33
Giddings PD	47
Lexington PD	5
LEON COUNTY	
Leon CO SO	75
Normangee PD	8
LIBERTY COUNTY	
Liberty CO SO	165
Cleveland PD	80
Dayton PD	98
Liberty PD	65
LIMESTONE COUNTY	
Limestone CO SO	68
Groesbeck PD	31
Mexia PD	73
Mexia ISD PD	0
LIPSCOMB COUNTY	
Lipscomb CO SO	2

AGENCY	INCIDENTS
LIVE OAK COUNTY	
Live Oak CO SO	38
Three Rivers PD	9
George West PD	4
LLANO COUNTY	
Llano CO SO	11
Sunrise Beach PD	3
LOVING COUNTY	
Loving CO SO	0
LUBBOCK COUNTY	
Lubbock CO SO	275
Idalou PD	3
Lubbock PD	3,781
Shallowater PD	3
Slaton PD	5
Texas Tech Univ PD	10
Wolfforth PD	1
Idalou ISD PD	0
LYNN COUNTY	
Lynn CO SO	2
Tahoka PD	8
MCCULLOCH COUNTY	
McCulloch CO SO	1
Brady PD	28
MCLENNAN COUNTY	
McLennan CO SO	233
Bellmead PD	135
Beverly Hills PD	8
Hewitt PD	38
Lacy-Lakeview PD	106
Lorena PD	4
McGregor PD	13
Robinson PD	47
Waco PD	1,344
West PD	10
Woodway PD	21
McLennan Comm Coll PD	0
Riesel PD	0
TSTC Waco PD	7
Baylor Univ PD	7
MCMULLEN COUNTY	
McMullen CO SO	5
MADISON COUNTY	
Madison CO SO	2
Madisonville PD	27
Madisonville ISD	0
MARION COUNTY	
Marion CO SO	94
Jefferson PD	1
MARTIN COUNTY	
Martin CO SO	12
Stanton PD	6

AGENCY	INCIDENTS
MASON COUNTY	
Mason CO SO	5
MATAGORDA COUNTY	
Matagorda CO SO	95
Bay City PD	328
Palacios PD	23
Bay City ISD PD	0
MAVERICK COUNTY	
Maverick CO SO	193
Eagle Pass PD	201
MEDINA COUNTY	
Medina CO SO	51
Castroville PD	3
Devine PD	17
Hondo PD	81
Natalia PD	0
MENARD COUNTY	
Menard CO SO	1
MIDLAND COUNTY	
Midland CO SO	140
Midland PD	957
Midland ISD PD	0
MILAM COUNTY	
Milam CO SO	42
Cameron PD	20
Rockdale PD	41
Thorndale PD	5
MILLS COUNTY	
Mills CO SO	6
MITCHELL COUNTY	
Mitchell CO SO	2
Colorado City PD	29
MONTAGUE COUNTY	
Montague CO SO	10
Bowie PD	38
Nocona PD	0
MONTGOMERY COUNTY	
Montgomery CO SO	1,692
Conroe PD	651
Splendor PD	6
Roman Forest PD	3
Patton Village PD	3
Magnolia PD	7
Shenandoah PD	20
Willis PD	78
Oak Ridge North PD	3
Montgomery PD	11
Woodbranch PD	0
Conroe ISD PD	0
MOORE COUNTY	
Moore CO SO	4
Dumas PD	70
Cactus PD	7

AGENCY	INCIDENTS
MORRIS COUNTY	
Morris CO SO	7
Daingerfield PD	11
Lone Star PD	0
Omaha PD	0
Naples PD	5
MOTLEY COUNTY	
Motley CO SO	0
NACOGDOCHES COUNTY	
Nacogdoches CO SO	183
Nacogdoches PD	370
Stephen F Austin Univ PD	4
NAVARRO COUNTY	
Navarro CO SO	92
Corsicana PD	353
NEWTON COUNTY	
Newton CO SO	1
Newton PD	5
NOLAN COUNTY	
Nolan CO SO	13
Sweetwater PD	87
TSTC - Sweetwater PD	0
NUECES COUNTY	
Nueces CO SO	45
Bishop PD	14
Corpus Christi PD	3,949
Robstown PD	121
Port Aransas PD	48
TX A&M Univ Corpus Christi PD	0
Driscoll PD	2
OCHILTREE COUNTY	
Ochiltree CO SO	7
Perryton PD	42
OLDHAM COUNTY	
Oldham CO SO	4
ORANGE COUNTY	
Orange CO SO	178
Bridge City PD	39
Orange PD	169
Pinehurst PD	12
Vidor PD	147
West Orange PD	10
PALO PINTO COUNTY	
Palo Pinto CO SO	13
Mineral Wells PD	47
PANOLA COUNTY	
Panola CO SO	78
Carthage PD	0
PARKER COUNTY	
Parker CO SO	177
Weatherford PD	234
Springtown PD	8

AGENCY	INCIDENTS
Hudson Oaks PD	2
Willow Park PD	12
PARMER COUNTY	
Parmer CO SO	6
Bovina PD	10
Friona PD	7
Farwell PD	0
PECOS COUNTY	
Pecos CO SO	18
Fort Stockton PD	62
POLK COUNTY	
Livingston PD	71
Corrigan PD	4
Onalaska PD	30
POTTER COUNTY	
Potter CO SO	85
Amarillo PD	2,535
Amarillo College PD	0
Amarillo Airport PD	0
PRESIDIO COUNTY	
Presidio CO SO	0
Presidio PD	1
RAINS COUNTY	
Rains CO SO	22
RANDALL COUNTY	
Randall CO SO	118
Canyon PD	55
West Texas A&M Univ PD	3
REAGAN COUNTY	
Reagan CO SO	19
REAL COUNTY	
Real CO SO	6
RED RIVER COUNTY	
Red River CO SO	15
Clarksville PD	4
Bogota PD	4
REEVES COUNTY	
Reeves CO SO	1
Pecos PD	34
REFUGIO COUNTY	
Refugio CO SO	10
Refugio PD	17
ROBERTS COUNTY	
Roberts CO SO	1
ROBERTSON COUNTY	
Robertson CO SO	18
Bremond PD	1
Calvert PD	3
Hearne PD	51

AGENCY	INCIDENTS
ROCKWALL COUNTY	
Rockwall CO SO	34
Rockwall PD	206
Royse City PD	54
Heath PD	22
RUNNELS COUNTY	
Runnels CO SO	1
Ballinger PD	4
Winters PD	13
RUSK COUNTY	
Rusk CO SO	288
Henderson PD	283
Overton PD	11
Tatum PD	1
SABINE COUNTY	
Sabine CO SO	49
Hemphill PD	3
SAN AUGUSTINE COUNTY	
San Augustine CO SO	0
San Augustine PD	4
SAN JACINTO COUNTY	
San Jacinto CO SO	74
SAN PATRICIO COUNTY	
San Patricio CO SO	54
Ingleside PD	66
Mathis PD	53
Portland PD	124
Sinton PD	26
Taft PD	10
Gregory PD	5
Taft ISD PD	0
SAN SABA COUNTY	
San Saba CO SO	4
San Saba PD	19
SCHLEICHER COUNTY	
Schleicher CO SO	1
SCURRY COUNTY	
Scurry CO SO	31
Snyder PD	98
SHACKELFORD COUNTY	
Shackelford CO SO	12
SHELBY COUNTY	
Shelby CO SO	109
Center PD	33
SHERMAN COUNTY	
Sherman CO SO	0
Stratford PD	1
SMITH COUNTY	
Smith CO SO	184
Arp PD	0
Lindale PD	26
Tyler PD	700

AGENCY	INCIDENTS
Whitehouse PD	27
UT Tyler PD	0
UT H.S.C.Tyler PD	0
Bullard PD	2
SOMERVELL COUNTY	
Somervell CO SO	34
STARR COUNTY	
Starr CO SO	145
La Grulla PD	4
Rio Grande City PD	96
Roma PD	64
Rio Grande City ISD PD	0
STEPHENS COUNTY	
Stephens CO SO	9
Breckenridge PD	26
STERLING COUNTY	
Sterling CO SO	0
STONEWALL COUNTY	
Stonewall CO SO	0
SUTTON COUNTY	
Sutton CO SO	0
Sonora PD	2
SWISHER COUNTY	
Swisher CO SO	0
Kress PD	0
Tulia PD	40
TARRANT COUNTY	
Tarrant CO SO	211
Arlington PD	3,322
Azle PD	71
Bedford PD	398
Benbrook PD	96
Blue Mound PD	7
Crowley PD	73
Dalworthington Gardens PD	2
Euless PD	275
Everman PD	29
Forest Hill PD	114
Fort Worth PD	6,414
Grapevine PD	178
Haltom City PD	325
Hurst PD	227
Kennedale PD	48
Lakeside PD	1
Lake Worth PD	0
Mansfield PD	104
No Richland Hills PD	462
Richland Hills PD	31
River Oaks PD	19
Saginaw PD	70
Sansom Park Village PD	18
Watauga PD	153
Westover Hills PD	0
Westworth PD	11
White Settlement PD	20
Keller PD	78
Pantego PD	11

AGENCY	INCIDENTS
Southlake PD	32
UT Arlington PD	17
D/FW Airport PD	21
Texas Christian Univ PD	0
Colleyville PD	23
Pelican Bay PD	15
Tarrant CO Hosp Dist PD	6
TAYLOR COUNTY	
Taylor CO SO	67
Abilene PD	2,035
Merkel PD	3
Tye PD	13
Hardin Simmons Univ PD	0
Abilene Christian Univ	0
TERRELL COUNTY	
Terrell CO SO	6
TERRY COUNTY	
Terry CO SO	3
Brownfield PD	70
THROCKMORTON COUNTY	
Throckmorton CO SO	1
TITUS COUNTY	
Titus CO SO	201
Mount Pleasant PD	275
TOM GREEN COUNTY	
Tom Green CO SO	88
San Angelo PD	1,471
Angelo State Univ PD	0
TRAVIS COUNTY	
Travis CO SO	410
Austin PD	6,856
Manor PD	62
Rollingwood PD	1
West Lake Hills PD	4
UT Austin PD	7
Pflugerville PD	338
Lakeway PD	48
Sunset Valley PD	0
Lago Vista PD	49
Jonestown PD	11
Mustang Ridge PD	6
Austin ISD PD	4
Bee Cave PD	15
Pflugerville ISD PD	0
TRINITY COUNTY	
Trinity CO SO	26
Trinity PD	12
TYLER COUNTY	
Tyler CO SO	49
Woodville PD	3
UPSHUR COUNTY	
Upshur CO SO	72
Big Sandy PD	6
Gilmer PD	32
East Mountain PD	0

AGENCY	INCIDENTS
UPTON COUNTY	
Upton CO SO	11
UVALDE COUNTY	
Uvalde CO SO	45
Uvalde PD	0
Sabinal PD	3
VAL VERDE COUNTY	
Val Verde CO SO	29
Del Rio PD	155
VAN ZANDT COUNTY	
Van Zandt CO SO	45
Canton PD	0
Edgewood PD	0
Grand Saline PD	8
Van PD	12
Wills Point PD	16
VICTORIA COUNTY	
Victoria CO SO	215
Victoria PD	518
WALKER COUNTY	
Walker CO SO	119
Huntsville PD	229
WALLER COUNTY	
Waller CO SO	51
Brookshire PD	34
Waller PD	10
Hempstead PD	27
Prairie View PD	2
WARD COUNTY	
Ward CO SO	32
Monahans PD	63
WASHINGTON COUNTY	
Washington CO SO	50
Brenham PD	141
WEBB COUNTY	
Webb CO SO	49
Laredo PD	1,592
Laredo Community Coll PD	0
TX A&M Internat'l Univ PD	8
United ISD PD	0
WHARTON COUNTY	
Wharton CO SO	148
El Campo PD	82
Wharton PD	207
WHEELER COUNTY	
Wheeler CO SO	9
Shamrock PD	1
WICHITA COUNTY	
Wichita CO SO	31
Burkburnett PD	45
Electra PD	20
Iowa Park PD	23
Wichita Falls PD	1,324
Midwestern Univ PD	0

AGENCY	INCIDENTS
WILBARGER COUNTY	
Wilbarger CO SO	2
Vernon PD	66
WILLACY COUNTY	
Willacy CO SO	64
Lyford PD	21
Raymondville PD	133
Lyford CISD PD	0
Raymondville ISD PD	0
Port Mansfield PD	0
WILLIAMSON COUNTY	
Williamson CO SO	549
Florence PD	1
Georgetown PD	189
Granger PD	1
Hutto PD	32
Round Rock PD	430
Taylor PD	199
Southwestern Univ PD	0
Cedar Park PD	368
Leander PD	217
Thrall PD	1
Jarrell PD	0
WILSON COUNTY	
Wilson CO SO	19
Floresville PD	28
Poth PD	2
La Vernia PD	1
Floresville ISD PD	0
WINKLER COUNTY	
Winkler CO SO	3
Kermit PD	23
Wink PD	0
WISE COUNTY	
Wise CO SO	114
Bridgeport PD	15
Decatur PD	28
Runaway Bay PD	0
Boyd PD	10
WOOD COUNTY	
Wood CO SO	86
Hawkins PD	2
Mineola PD	16
Quitman PD	18
Winnsboro PD	2
YOAKUM COUNTY	
Yoakum CO SO	10
Denver City PD	22
YOUNG COUNTY	
Young CO SO	11
Graham PD	38
Olney PD	7
ZAVALA COUNTY	
Zavala CO SO	41
Crystal City PD	0