

**Chapter  
5**

**FAMILY  
VIOLENCE**

---

# FAMILY VIOLENCE

## DEFINITION

The Texas Family Code defines Family Violence as an act by a member of a family or household against another member that is intended to result in physical harm, bodily injury, assault, or a threat that reasonably places the member in fear of imminent physical harm. The law excludes the reasonable discipline of a child and defines abuse as physical injury that results in substantial harm or genuine threat; sexual contact, intercourse, or conduct; or compelling or encouraging the child to engage in sexual conduct.

By definition and for the purposes of family violence reports, 'family' includes individuals related by consanguinity (blood) or affinity, marriage or former marriage, biological parents of the same child, foster children, foster parents, and members or former members of the same household (including roommates). Senate Bill 68 of the 77th Legislature amended the Family Code to include "Dating Violence". The "Dating Relationship" means a relationship between individuals who have or have had a continuing relationship of a romantic or intimate nature.

## ANALYSIS

### Volume

The total number of Texas family violence incidents in 2014 was 185,817. This represented a 0.2 percent increase when compared to 2013. These incidents involved 201,051 victims (up 0.7 percent from 2013) and 195,511 offenders (up 0.4 percent from 2013).

### 2014 FAMILY VIOLENCE QUICK STATS

	2014	2013	% Change
Incidents	185,817	185,453	+0.2
Victims	201,051	199,752	+0.7
Offenders	195,511	194,756	+0.4

## Victim/Offender Relationships

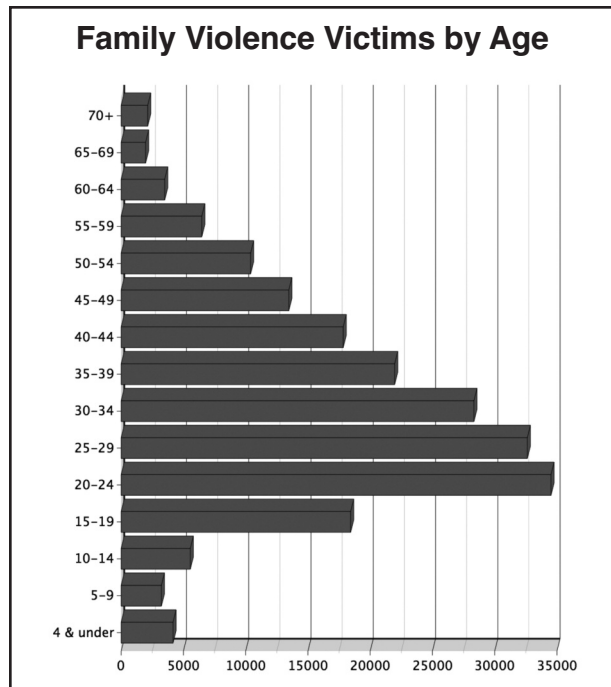
The largest percentage of family violence reports was between other family members. The second most commonly reported relationship among offenders and victims was married spouses and the third most common relationship was common law spouses.

Relationship		Relationship Victim to Offender	Total %
Type	%		
Marital	38.5%	Husband	4.2
		Wife	14.5
		Common-Law Husband	2.9
		Common-Law Wife	12.7
		Ex-Husband	0.9
		Ex-Wife	3.3
Parental / Child	16.4%	Father	2.3
		Mother	5.9
		Son	2.3
		Daughter	3.2
		Stepfather	0.8
		Stepmother	0.3
		Stepson	0.7
		Stepdaughter	0.8
		Foster Parent	0.05
		Foster Child	0.04
Other Family	45.1%	Grandfather	0.2
		Grandmother	0.5
		Grandson	0.1
		Granddaughter	0.3
		Brother	3.0
		Sister	3.8
		Stepbrother	0.1
		Stepsister	0.2
		Male Roommate	1.9
		Female Roommate	4.2
		Male In-Law	0.8
		Female In-Law	1.1
		Other Male Family Member	7.5
		Other Female Family Member	21.4

**Victims**

Incidents of family violence in 2014 involved 201,051 victims. Of the victims whose sex was known, 28 percent were male and 72 percent were female. The age group with the highest number of victims was the 20-to-24 year-old bracket.

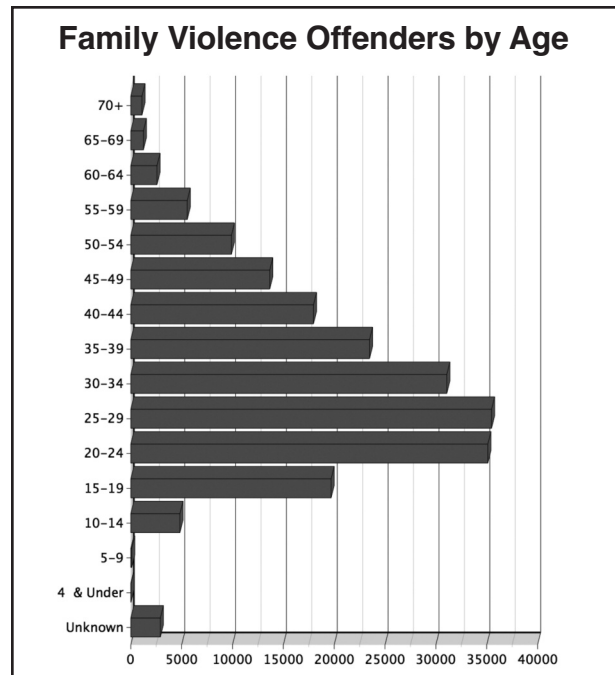
Of the victims whose ethnicity was known, 38 percent were Hispanic and 62 percent were not Hispanic. For the victims whose race was known, 72 percent were White, 27 percent were Black, and 1 percent were American Indian, Alaskan Native, Asian, or Native Hawaiian/ Other Pacific Islander. Of the number of White victims, 72 percent were female; 73 percent of Black victims were female; 75 percent of American Indian or Alaskan Native victims were female; and 71 percent of Asian victims were female. And there were no Native Hawaiian/Other Pacific Islander female victims reported.



**Offenders**

In 2014, 195,511 offenders were involved in incidents of family violence. Of the offenders whose sex was known, 74 percent were male and 26 percent were female. The age group showing the highest number of offenders was the 25-to-29 year-old bracket.

Of the offenders whose ethnicity was known, 37 percent were Hispanic and 63 percent were not Hispanic. Of the offenders whose race was known, 69 percent were White, 29 percent were Black, and



2 percent were American Indian, Alaskan Native, Asian, or Native Hawaiian/Other Pacific Islander. An examination of offenders by race found that 74 percent of the White offenders were male, 75 percent of the Black offenders were male, 70 percent of the American Indian/Alaskan Native offenders were male, and 74 percent of the Asian offenders were male.

**Officer Assaults**

A serious problem inherent to police intervention and investigation of family violence incidents is the potential for law officers to be assaulted. In 2014, during the course of responding to family violence incidents, 358 Texas law officers were assaulted. During the same period, 4,330 assaults were made on law officers during all types of police activity.

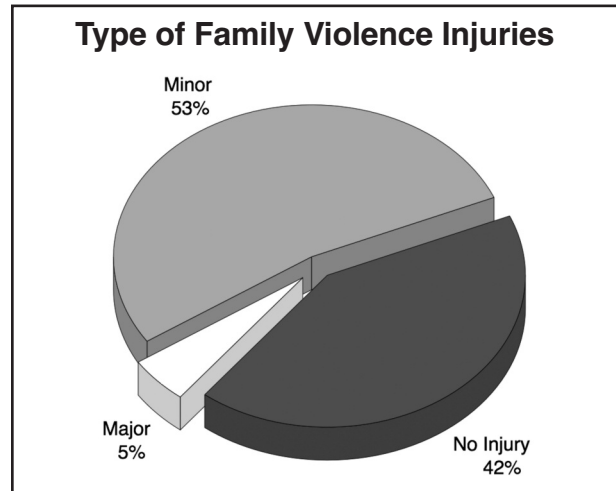
**Offenses**

Offense information in the family violence program is collected according to federal UCR guidelines and does not necessarily conform to Texas state definitions. Complete offense definitions are available in the appendix to this publication. Family violence offense information falls into five general categories: assaults, homicides, kidnapping/abductions, robberies, and sex offenses. Of the five main categories, assaults accounted for 97% of all offenses. Information for each individual crime is represented in the chart on the next page.

**FAMILY VIOLENCE OFFENSES**

Type	Group %	Offense	Total %
Assaults	97.0	Aggravated Assault	15.6
		Simple Assault	75.0
		Intimidation	6.4
Homicides	0.09	Murder & Nonnegligent Manslaughter	0.08
		Negligent Manslaughter	0.009
		Justifiable Homicide	0.002
Kidnapping	0.25	Kidnapping/Abduction	0.25
Robbery	0.2	Robbery	0.2
Sex Offenses	2.4	Rape	1.1
		Sodomy	0.18
		Sexual Assault w/Object	0.001
		Fondling	0.9
		Incest	0.08
		Statutory Rape	0.10

Of the apparent major injuries, Possible Internal Injuries and Severe Laceration each reported 24 percent. Other Major injuries followed close behind with 22 percent, Unconsciousness at 12 percent and Broken Bones at 10 percent and Loss of Teeth accounted for the remaining 8 percent.

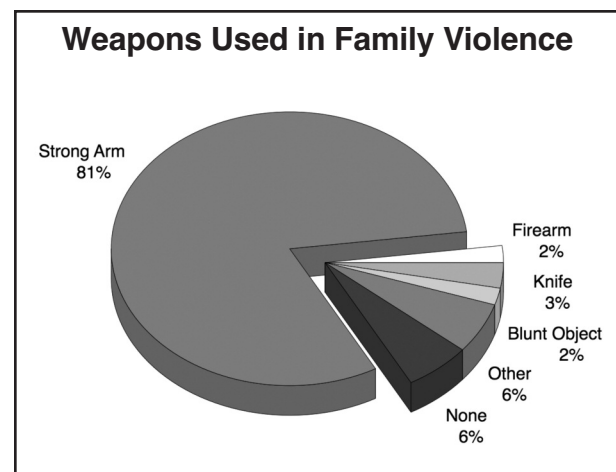
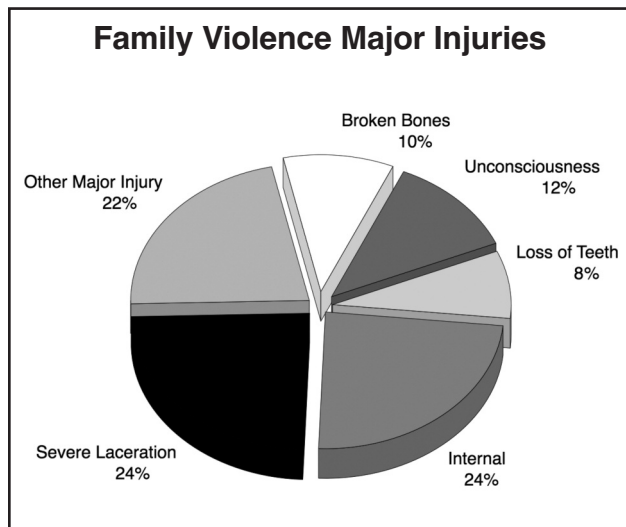


**Injuries**

For the purposes of this family violence report, the police officers who responded to disturbance calls determined the extent of injuries and all injuries were considered to be apparent injuries. If later medical attention indicated that the injuries were more or less severe than noted by the responding officer, this information is not included in the family violence report. The majority of reported injuries (53%) were considered to be minor injuries. In another 42 percent of family violence reports, 'no injury' was recorded. Major injuries were reported in 5 percent of the cases.

**Weapons**

The most common weapon involved in family violence cases was physical force through the use of hands, feet, and fists (strong-arm), which accounted for 81 percent of the incidents. The Texas Family Violence law considers the use of threats and intimidation to be serious enough to report and, thus, 6 percent of the reports were listed as involving no weapons. Knives or cutting instruments (3 percent), blunt objects (2 percent), firearms (2 percent), and other weapons (6 percent) accounted for the remaining cases. Considered as other weapons were motor vehicles, poison, explosives, fire, drugs, unknown, and miscellaneous weapons.



# FAMILY VIOLENCE BY JURISDICTION

AGENCY	INCIDENTS
<b>ANDERSON COUNTY</b>	
Anderson CO SO	130
Palestine PD	227
Frankston PD	4
<b>ANDREWS COUNTY</b>	
Andrews CO SO	16
Andrews PD	56
<b>ANGELINA COUNTY</b>	
Angelina CO SO	91
Diboll PD	19
Huntington PD	3
Lufkin PD	468
Hudson PD	17
<b>ARANSAS COUNTY</b>	
Aransas CO SO	67
Aransas Pass PD	110
Rockport PD	68
Fulton PD	9
<b>ARCHER COUNTY</b>	
Archer CO SO	25
<b>ARMSTRONG COUNTY</b>	
Armstrong CO SO	1
<b>ATASCOSA COUNTY</b>	
Atascosa CO SO	0
Lytle PD	9
Pleasanton PD	115
Poteet PD	53
Jourdanton PD	18
<b>AUSTIN COUNTY</b>	
Austin CO SO	42
Bellville PD	25
Sealy PD	31
Wallis PD	7
Sealy ISD PD	0
<b>BAILEY COUNTY</b>	
Bailey CO SO	12
Mulshoe PD	8
<b>BANDERA COUNTY</b>	
Bandera CO SO	107
<b>BASTROP COUNTY</b>	
Bastrop CO SO	517
Bastrop PD	77
Elgin PD	28
Smithville PD	41
<b>BAYLOR COUNTY</b>	
Baylor CO SO	0
Seymour PD	26

AGENCY	INCIDENTS
<b>BEE COUNTY</b>	
Bee CO SO	77
Beeville PD	116
<b>BELL COUNTY</b>	
Bell CO SO	157
Belton PD	174
Harker Heights PD	173
Killeen PD	2,225
Nolanville PD	8
Temple PD	640
Central Texas College PD	11
Morgans Point Resort PD	7
Killeen ISD PD	0
Troy PD	6
Salado PD	4
Mary Hardin Baylor PD	0
TAMU Central Texas PD	0
<b>BEXAR COUNTY</b>	
Bexar CO SO	1,516
San Antonio PD	11,139
Alamo Heights PD	16
Balcones Heights PD	28
Castle Hills PD	1
Converse PD	41
Hill Country Village PD	0
Hollywood Park PD	5
Kirby PD	130
Leon Valley PD	59
Olmos Park PD	4
Shavano Park PD	2
Terrell Hills PD	0
Universal City PD	194
Windcrest PD	11
Live Oak PD	17
UT H/S Ctr SA PD	3
UT San Antonio PD	1
Judson ISD PD	0
Alamo Comm Coll PD	2
Selma PD	33
Somerset PD	7
Helotes PD	12
Trinity University PD	0
St Mary's Univ PD	0
Fair Oaks Ranch PD	6
TAMU SA PD	0
<b>BLANCO COUNTY</b>	
Blanco CO SO	10
Blanco PD	7
Johnson City PD	11
<b>BORDEN COUNTY</b>	
Borden CO SO	0

AGENCY	INCIDENTS
<b>BOSQUE COUNTY</b>	
Bosque CO SO	51
Clifton PD	7
Valley Mills PD	5
<b>BOWIE COUNTY</b>	
Bowie CO SO	246
De Kalb PD	12
Nash PD	46
New Boston PD	57
Texarkana PD	790
Wake Village PD	44
Hooks PD	12
<b>BRAZORIA COUNTY</b>	
Brazoria CO SO	585
Alvin PD	211
Angleton PD	147
Clute PD	79
Danbury PD	5
Freeport PD	97
Lake Jackson PD	206
Manvel PD	39
Pearland PD	443
Richwood PD	6
Sweeny PD	52
West Columbia PD	12
Alvin Community Coll PD	0
Brazoria PD	32
Brookside Village PD	1
Jones Creek PD	8
Surfside Beach PD	7
Oyster Creek PD	22
Alvin ISD PD	2
Angleton ISD PD	0
Columbia-Brazoria ISD PD	7
<b>BRAZOS COUNTY</b>	
Brazos CO SO	23
Bryan PD	950
College Station PD	500
Texas A&M Univ PD	6
<b>BREWSTER COUNTY</b>	
Brewster CO SO	5
Alpine PD	27
Sul Ross State Univ PD	1
<b>BRISCOE COUNTY</b>	
Briscoe CO SO	2
<b>BROOKS COUNTY</b>	
Brooks CO SO	0
Falfurrias PD	11
<b>BROWN COUNTY</b>	
Brown CO SO	78

AGENCY	INCIDENTS
Bangs PD	5
Brownwood PD	238
Early PD	16
<b>BURLESON COUNTY</b>	
Burleson CO SO	32
Caldwell PD	16
Somerville PD	7
<b>BURNET COUNTY</b>	
Burnet CO SO	88
Burnet PD	83
Marble Falls PD	79
Bertram PD	10
Granite Shoals PD	29
Horseshoe Bay PD	7
<b>CALDWELL COUNTY</b>	
Caldwell CO SO	89
Lockhart PD	65
Luling PD	43
Martindale PD	2
<b>CALHOUN COUNTY</b>	
Calhoun CO SO	29
Port Lavaca PD	77
<b>CALLAHAN COUNTY</b>	
Callahan CO SO	13
Baird PD	5
Clyde PD	23
<b>CAMERON COUNTY</b>	
Cameron CO SO	660
Brownsville PD	1,488
Combes PD	20
Harlingen PD	520
La Feria PD	6
Los Fresnos PD	24
Port Isabel PD	9
Primera PD	18
Rio Hondo PD	7
San Benito PD	150
Santa Rosa PD	0
UT Brownsville PD	1
So Padre Island PD	74
TSTC Harlingen PD	3
Brownsville ISD PD	0
Palm Valley PD	0
Laguna Vista PD	14
Rancho Viejo PD	7
Port Of Brownsville PD	0
<b>CAMP COUNTY</b>	
Camp CO SO	29
Pittsburg PD	68
<b>CARSON COUNTY</b>	
Carson CO SO	0
Panhandle PD	0
<b>CASS COUNTY</b>	
Cass CO SO	84
Atlanta PD	25
Hughes Springs PD	8

AGENCY	INCIDENTS
Linden PD	14
Queen City PD	16
<b>CASTRO COUNTY</b>	
Castro CO SO	8
Dimmitt PD	26
<b>CHAMBERS COUNTY</b>	
Chambers CO SO	169
Mont Belvieu PD	36
Barbers Hill ISD PD	0
<b>CHEROKEE COUNTY</b>	
Cherokee CO SO	220
Jacksonville PD	252
Rusk PD	46
<b>CHILDRESS COUNTY</b>	
Childress CO SO	22
<b>CLAY COUNTY</b>	
Clay CO SO	21
<b>COCHRAN COUNTY</b>	
Cochran CO SO	1
<b>COKE COUNTY</b>	
Coke CO SO	0
<b>COLEMAN COUNTY</b>	
Coleman PD	15
Santa Anna PD	2
<b>COLLIN COUNTY</b>	
Collin CO SO	160
Allen PD	270
Celina PD	22
Farmersville PD	26
Frisco PD	365
Mckinney PD	761
Plano PD	860
Prosper PD	47
Wylie PD	172
Princeton PD	31
Melissa PD	10
Murphy PD	43
Parker PD	2
Lavon PD	6
Fairview PD	5
Anna PD	49
<b>COLLINGSWORTH COUNTY</b>	
Collingsworth CO SO	26
<b>COLORADO COUNTY</b>	
Colorado CO SO	39
Columbus PD	19
Eagle Lake PD	18
Weimar PD	11
<b>COMAL COUNTY</b>	
Comal CO SO	412
New Braunfels PD	675
Garden Ridge PD	8
Bulverde PD	17

AGENCY	INCIDENTS
<b>COMANCHE COUNTY</b>	
Comanche CO SO	35
Comanche PD	121
Deleon PD	6
<b>CONCHO COUNTY</b>	
Concho CO SO	5
<b>COOKE COUNTY</b>	
Cooke CO SO	46
Gainesville PD	249
Oak Ridge PD	0
<b>CORYELL COUNTY</b>	
Coryell CO SO	54
Copperas Cove PD	536
Gatesville PD	60
<b>COTTLE COUNTY</b>	
Cottle CO SO	0
Paducah PD	3
<b>CRANE COUNTY</b>	
Crane CO SO	1
Crane PD	11
<b>CROCKETT COUNTY</b>	
Crockett CO SO	27
<b>CROSBY COUNTY</b>	
Crosby CO SO	1
Crosbyton PD	12
Ralls PD	2
<b>CULBERSON COUNTY</b>	
Culberson CO SO	2
<b>DALLAM COUNTY</b>	
Dallam CO SO	1
Dalhart PD	84
<b>DALLAS COUNTY</b>	
Dallas CO SO	39
Dallas PD	13,683
Addison PD	147
Balch Springs PD	236
Carrollton PD	343
Cedar Hill PD	279
Cockrell Hill PD	25
Coppell PD	101
Desoto PD	582
Duncanville PD	198
Farmers Branch PD	117
Garland PD	2,121
Grand Prairie PD	990
Highland Park PD	10
Hutchins PD	1
Irving PD	484
Lancaster PD	190
Mesquite PD	990
Richardson PD	302
Sachse PD	53
Seagoville PD	74
University Park PD	17
Wilmer PD	32

AGENCY	INCIDENTS
UT Med Sch Dallas PD	9
UT Dallas PD	5
Rowlett PD	235
Richland Col.PD	1
North Lake Coll PD	0
Mountain View Coll PD	0
Brookhaven College PD	0
Glenn Heights PD	102
Dallas Co Hosp Dist PD	4
Baylor Scott & White Heal	14
So Methodist Univ PD	2
Ovilla PD	5
Cedar Hill ISD PD	0
<b>DAWSON COUNTY</b>	
Dawson CO SO	3
Lamesa PD	178
<b>DEAF SMITH COUNTY</b>	
Deaf Smith CO SO	10
Hereford PD	91
<b>DELTA COUNTY</b>	
Delta CO SO	4
<b>DENTON COUNTY</b>	
Denton CO SO	172
Argyle PD	2
Denton PD	624
Lake Dallas PD	44
Lewisville PD	460
Pilot Point PD	14
Texas Woman's Univ PD	8
Univ Of North Texas PD	11
Flower Mound PD	141
Little Elm PD	110
Aubrey PD	10
The Colony PD	141
Highland Village PD	35
Corinth PD	77
Double Oak PD	2
Hickory Creek PD	7
Roanoke PD	19
Trophy Club PD	9
Ponder PD	1
Northeast PD	2
Bartonville PD	0
Northlake PD	4
<b>DEWITT COUNTY</b>	
Dewitt Co	36
Cuero PD	27
Yorktown PD	14
<b>DICKENS COUNTY</b>	
Dickens CO SO	1
Spur PD	8
<b>DIMMIT COUNTY</b>	
Dimmit CO SO	79
<b>DONLEY COUNTY</b>	
Donley CO SO	6

AGENCY	INCIDENTS
<b>DUVAL COUNTY</b>	
Duval CO SO	23
Freer PD	28
<b>EASTLAND COUNTY</b>	
Eastland CO SO	1
Cisco PD	26
Eastland PD	30
Gorman PD	1
Ranger PD	12
<b>ECTOR COUNTY</b>	
Ector CO SO	601
Odessa PD	1,157
UT Permian Basin PD	2
Ector Co ISD PD	3
<b>EDWARDS COUNTY</b>	
Edwards CO SO	9
<b>ELLIS COUNTY</b>	
Ellis CO SO	99
Ennis PD	123
Ferris PD	14
Italy PD	6
Midlothian PD	115
Palmer PD	10
Red Oak PD	24
Waxahachie PD	162
<b>EL PASO COUNTY</b>	
El Paso Co	603
Anthony PD	32
El Paso PD	4,693
UT El Paso PD	4
El Paso Comm College PD	0
Clint PD	1
El Paso ISD PD	5
Horizon City PD	62
Socorro PD	105
Socorro ISD PD	0
<b>ERATH COUNTY</b>	
Erath CO SO	25
Dublin PD	12
Stephenville PD	109
Tarleton State Univ PD	3
<b>FALLS COUNTY</b>	
Falls CO SO	12
Marlin PD	28
<b>FANNIN COUNTY</b>	
Fannin CO SO	68
Bonham PD	96
<b>FAYETTE COUNTY</b>	
Fayette CO SO	30
La Grange PD	10
Schulenburg PD	17
Flatonia PD	1
<b>FISHER COUNTY</b>	
Fisher CO SO	8

AGENCY	INCIDENTS
<b>FLOYD COUNTY</b>	
Floyd CO SO	8
Floydada PD	1
<b>FOARD COUNTY</b>	
Foard CO SO	0
Crowell PD	0
<b>FORT BEND COUNTY</b>	
Fort Bend CO SO	1,957
Missouri City PD	283
Richmond PD	90
Rosenberg PD	392
Stafford PD	165
Sugar Land PD	135
Needville PD	13
Arcola PD	2
Meadows Place PD	9
Fort Bend ISD PD	10
<b>FRANKLIN COUNTY</b>	
Franklin Co	5
<b>FREESTONE COUNTY</b>	
Freestone CO SO	32
Fairfield PD	13
Teague PD	20
Wortham PD	3
<b>FRIO COUNTY</b>	
Frio CO SO	10
Pearsall PD	107
Dilley PD	15
<b>GAINES COUNTY</b>	
Gaines CO SO	13
Seagraves PD	17
Seminole PD	39
<b>GALVESTON COUNTY</b>	
Galveston CO SO	223
Dickinson PD	61
Friendswood PD	116
Galveston PD	527
Hitchcock PD	50
Kemah PD	7
La Marque PD	214
League City PD	556
Texas City PD	431
UTMB-Galveston PD	2
TX A&M Galveston PD	0
Jamaica Beach PD	0
Santa Fe PD	72
Bayou Vista PD	5
Coll Of The Mainland PD	0
Santa Fe ISD PD	0
Galveston ISD PD	0
<b>GARZA COUNTY</b>	
Garza CO SO	10
<b>GILLESPIE COUNTY</b>	
Gillespie CO SO	13
Fredericksburg PD	17

AGENCY	INCIDENTS
<b>GLASSCOCK COUNTY</b>	
Glasscock CO SO	4
<b>GOLIAD COUNTY</b>	
Goliad CO SO	44
<b>GONZALES COUNTY</b>	
Gonzales CO SO	37
Gonzales PD	32
Nixon PD	14
Waelder PD	0
<b>GRAY COUNTY</b>	
Gray CO SO	27
Pampa PD	226
<b>GRAYSON COUNTY</b>	
Grayson CO SO	90
Collinsville PD	0
Denison PD	197
Pottsboro PD	10
Sherman PD	467
Van Alstyne PD	14
Whitesboro PD	12
Whitewright PD	6
Howe PD	17
Grayson Co Coll PD	0
Austin College PD	0
Tioga PD	2
Southmayd PD	3
<b>GREGG COUNTY</b>	
Gregg CO SO	185
Gladewater PD	105
Kilgore PD	132
Longview PD	799
White Oak PD	16
<b>GRIMES COUNTY</b>	
Grimes CO SO	65
Navasota PD	20
<b>GUADALUPE COUNTY</b>	
Guadalupe CO SO	262
Schertz PD	142
Seguin PD	338
Cibolo PD	60
<b>HALE COUNTY</b>	
Hale CO SO	15
Abernathy PD	14
Hale Center PD	13
Plainview PD	166
<b>HALL COUNTY</b>	
Hall CO SO	4
Memphis PD	11
<b>HAMILTON COUNTY</b>	
Hamilton CO SO	9
<b>HANSFORD COUNTY</b>	
Hansford CO SO	3
Spearmen PD	14

AGENCY	INCIDENTS
<b>HARDEMAN COUNTY</b>	
Hardeman CO SO	13
<b>HARDIN COUNTY</b>	
Hardin CO SO	156
Kountze PD	12
Silsbee PD	20
Sour Lake PD	15
Lumberton PD	84
<b>HARRIS COUNTY</b>	
Harris CO SO	13,065
Houston PD	16,836
Baytown PD	609
Bellaire PD	31
Deer Park PD	254
Galena Park PD	54
Humble PD	139
Jacinto City PD	41
Jersey Village PD	71
La Porte PD	138
Pasadena PD	1,066
Seabrook PD	86
South Houston PD	122
Southside Place PD	0
Spring Valley PD	4
Tomball PD	65
Memorial Village PD	14
Webster PD	83
West University PD	10
Katy PD	81
Nassau Bay PD	28
UT Houston PD	12
Univ Of Houston PD	21
Texas So Univ PD	13
Rice University PD	1
Univ Houston Clearlake PD	0
Hedwig Village PD	3
Univ Houston Downtown PD	0
Houston Comm College PD	1
Houston Metro Transit PD	0
Klein ISD PD	3
Alief ISD PD	0
Lakeview PD	19
Katy ISD PD	0
Port Of Houston PD	0
Spring Branch ISD PD	1
Spring ISD PD	0
Pasadena ISD PD	1
Aldine ISD PD	3
Humble ISD PD	0
<b>HARRISON COUNTY</b>	
Harrison CO SO	179
Hallsville PD	8
Marshall PD	155
Hallsville ISD PD	0
<b>HARTLEY COUNTY</b>	
Hartley CO SO	1
<b>HASKELL COUNTY</b>	
Haskell CO SO	6
Haskell PD	9

AGENCY	INCIDENTS
<b>HAYS COUNTY</b>	
Hays CO SO	216
San Marcos PD	324
Texas State Univ PD	9
Kyle PD	106
Buda PD	24
<b>HEMPHILL COUNTY</b>	
Hemp Hill CO SO	31
<b>HENDERSON COUNTY</b>	
Henderson CO SO	394
Athens PD	22
Malakoff PD	22
Seven Points PD	14
Gun Barrel City PD	13
Tool PD	3
<b>HIDALGO COUNTY</b>	
Hidalgo CO SO	2,053
Alamo PD	108
Donna PD	378
Edcouch PD	16
Edinburg PD	943
Elsa PD	53
Hidalgo PD	42
La Villa PD	9
Mc Allen PD	539
Mercedes PD	166
Mission PD	111
Pharr PD	685
San Juan PD	116
Weslaco PD	202
La Joya PD	6
UT Pan American PD	4
Palmview PD	20
Alton PD	41
Progreso PD	1
Edinburg CISD PD	0
Penitas PD	24
Sullivan City PD	14
Palmhurst PD	0
<b>HILL COUNTY</b>	
Hill CO SO	23
Hillsboro PD	101
Hubbard PD	0
Itasca PD	2
Whitney PD	14
<b>HOCKLEY COUNTY</b>	
Hockley CO SO	24
Levelland PD	118
South Plains College PD	0
<b>HOOD COUNTY</b>	
Hood CO SO	355
Granbury PD	1
<b>HOPKINS COUNTY</b>	
Hopkins CO SO	34
Cumby PD	0
Sulphur Springs PD	78



AGENCY	INCIDENTS
<b>HOUSTON COUNTY</b>	
Houston CO SO	38
Crockett PD	59
Grapeland PD	8
<b>HOWARD COUNTY</b>	
Howard CO SO	64
Big Spring PD	521
<b>HUDSPETH COUNTY</b>	
Hudspeth CO SO	5
<b>HUNT COUNTY</b>	
Hunt CO SO	293
Commerce PD	44
Greenville PD	387
TX A&M-Commerce PD	5
Caddo Mills PD	0
West Tawakoni PD	0
<b>HUTCHINSON COUNTY</b>	
Hutchinson CO SO	45
Borger PD	112
<b>IRION COUNTY</b>	
Irion CO SO	2
<b>JACK COUNTY</b>	
Jack CO SO	26
Jacksboro PD	13
<b>JACKSON COUNTY</b>	
Jackson CO SO	12
Edna PD	31
Ganado PD	2
<b>JASPER COUNTY</b>	
Jasper CO SO	105
Jasper PD	148
Kirbyville PD	7
<b>JEFF DAVIS COUNTY</b>	
Jeff Davis CO SO	4
<b>JEFFERSON COUNTY</b>	
Jefferson CO SO	230
Beaumont PD	2,689
Groves PD	199
Nederland PD	161
Port Arthur PD	871
Port Neches PD	102
Lamar University PD	12
<b>JIM HOGG COUNTY</b>	
Jim Hogg CO SO	16
<b>JIM WELLS COUNTY</b>	
Jim Wells CO SO	119
Alice PD	289
Premont PD	10
Orange Grove PD	0
<b>JOHNSON COUNTY</b>	
Johnson CO SO	301
Alvarado PD	22

AGENCY	INCIDENTS
Burleson PD	264
Cleburne PD	266
Joshua PD	27
Keene PD	16
Venus PD	2
Godley PD	6
<b>JONES COUNTY</b>	
Jones CO SO	4
Anson PD	29
Hamlin PD	29
Stamford PD	10
Hawley PD	0
<b>KARNES COUNTY</b>	
Karnes CO SO	40
Karnes City PD	16
Kenedy PD	23
<b>KAUFMAN COUNTY</b>	
Kaufman CO SO	279
Forney PD	33
Kaufman PD	25
Terrell PD	165
Crandall PD	6
<b>KENDALL COUNTY</b>	
Kendall CO SO	60
Boerne PD	100
<b>KENEDY COUNTY</b>	
Kenedy CO SO	1
<b>KENT COUNTY</b>	
Kent CO SO	3
<b>KERR COUNTY</b>	
Kerr CO SO	124
Kerrville PD	158
Ingram PD	16
<b>KIMBLE COUNTY</b>	
Kimble CO SO	4
Junction PD	13
<b>KING COUNTY</b>	
King CO SO	0
<b>KINNEY COUNTY</b>	
Kinney CO SO	3
<b>KLEBERG COUNTY</b>	
Kleberg CO SO	25
Kingsville PD	345
TAMU Kingsville PD	5
<b>KNOX COUNTY</b>	
Knox CO SO	0
Munday PD	0
<b>LAMAR COUNTY</b>	
Lamar CO SO	94
Paris PD	175
Paris Jr College PD	0
Reno PD	21

AGENCY	INCIDENTS
<b>LAMB COUNTY</b>	
Lamb CO SO	71
Littlefield PD	31
Olton PD	5
<b>LAMPASAS COUNTY</b>	
Lampasas CO SO	25
Lampasas PD	94
<b>LA SALLE COUNTY</b>	
La Salle CO SO	26
<b>LAVACA COUNTY</b>	
Lavaca CO SO	23
Hallettsville PD	18
Yoakum PD	41
Moulton PD	1
<b>LEE COUNTY</b>	
Lee CO SO	22
Giddings PD	44
Lexington PD	6
<b>LEON COUNTY</b>	
Leon CO SO	42
<b>LIBERTY COUNTY</b>	
Liberty CO SO	266
Cleveland PD	70
Dayton PD	70
Liberty PD	97
<b>LIMESTONE COUNTY</b>	
Limestone CO SO	91
Groesbeck PD	39
Mexia PD	88
Mexia ISD PD	0
<b>LIPSCOMB COUNTY</b>	
Lipscomb CO SO	5
<b>LIVE OAK COUNTY</b>	
Live Oak CO SO	21
Three Rivers PD	17
<b>LLANO COUNTY</b>	
Llano CO SO	37
Llano PD	14
Sunrise Beach PD	2
<b>LOVING COUNTY</b>	
Loving CO SO	0
<b>LUBBOCK COUNTY</b>	
Lubbock CO SO	348
Idalou PD	1
Lubbock PD	3,704
Shallowater PD	1
Slaton PD	28
Texas Tech Uni. PD	18
Wolfforth PD	4
Ransom Canyon PD	0
<b>LYNN COUNTY</b>	
Lynn CO SO	3

AGENCY	INCIDENTS
Tahoka PD	12
O'Donnell PD	0
<b>MCCULLOCH COUNTY</b>	
McCulloch CO SO	8
Brady PD	25
<b>MCLENNAN COUNTY</b>	
McLennan CO SO	211
Bellmead PD	148
Beverly Hills PD	17
Hewitt PD	32
Lacy-Lakeview PD	134
Lorena PD	6
Mcgregor PD	25
Robinson PD	32
Waco PD	1,369
West PD	12
Woodway PD	9
McLennan Comm College PD	0
Riesel PD	2
TSTC Waco PD	12
Baylor Univ PD	3
<b>MCMULLEN COUNTY</b>	
McMullen CO SO	2
<b>MADISON COUNTY</b>	
Madison CO SO	23
Madisonville PD	43
<b>MARION COUNTY</b>	
Marion CO SO	105
Jefferson PD	23
<b>MARTIN COUNTY</b>	
Martin CO SO	18
Stanton PD	3
<b>MASON COUNTY</b>	
Mason CO SO	5
<b>MATAGORDA COUNTY</b>	
Matagorda CO SO	70
Bay City PD	263
Palacios PD	5
Bay City ISD PD	0
<b>MAVERICK COUNTY</b>	
Maverick CO SO	263
Eagle Pass PD	223
<b>MEDINA COUNTY</b>	
Medina CO SO	34
Castroville PD	5
Devine PD	27
Hondo PD	57
<b>MENARD COUNTY</b>	
Menard CO SO	10
<b>MIDLAND COUNTY</b>	
Midland CO SO	204
Midland PD	697
Midland ISD PD	0

AGENCY	INCIDENTS
<b>MILAM COUNTY</b>	
Milam CO SO	43
Cameron PD	21
Rockdale PD	54
Thorndale PD	6
<b>MILLS COUNTY</b>	
Mills CO SO	5
<b>MITCHELL COUNTY</b>	
Mitchell CO SO	4
Colorado City PD	58
<b>MONTAGUE COUNTY</b>	
Montague CO SO	16
Bowie PD	36
Nocona PD	0
<b>MONTGOMERY COUNTY</b>	
Montgomery CO SO	2,230
Conroe PD	458
Splendora PD	0
Roman Forest PD	1
Magnolia PD	7
Shenandoah PD	12
Willis PD	83
Stagecoach PD	0
Oak Ridge North PD	10
Montgomery PD	6
Woodbranch PD	0
Conroe ISD PD	0
<b>MOORE COUNTY</b>	
Moore CO SO	2
Dumas PD	244
Cactus PD	10
<b>MORRIS COUNTY</b>	
Morris CO SO	24
Daingerfield PD	0
Lone Star PD	5
Omaha PD	4
Naples PD	0
<b>MOTLEY COUNTY</b>	
Motley CO SO	0
<b>NACOGDOCHES COUNTY</b>	
Nacogdoches CO SO	193
Nacogdoches PD	517
Stephen F. Austin Univ PD	3
<b>NAVARRO COUNTY</b>	
Navarro CO SO	65
Corsicana PD	429
<b>NEWTON COUNTY</b>	
Newton CO SO	14
<b>NOLAN COUNTY</b>	
Nolan CO SO	11
Roscoe PD	1
Sweetwater PD	84
TSTC - Sweetwater PD	0

AGENCY	INCIDENTS
<b>NUECES COUNTY</b>	
Nueces CO SO	89
Bishop PD	8
Corpus Christi PD	4,007
Robstown PD	122
Port Aransas PD	58
Tamu Corpus Christi PD	1
Driscoll PD	4
<b>OCHILTREE COUNTY</b>	
Ochiltree CO SO	5
Perryton PD	48
<b>OLDHAM COUNTY</b>	
Oldham CO SO	2
<b>ORANGE COUNTY</b>	
Orange CO SO	116
Bridge City PD	50
Orange PD	167
Pinehurst PD	20
Vidor PD	129
West Orange PD	14
Rose City PD	0
<b>PALO PINTO COUNTY</b>	
Palo Pinto CO SO	19
Mineral Wells PD	66
<b>PANOLA COUNTY</b>	
Panola CO SO	91
Carthage PD	0
<b>PARKER COUNTY</b>	
Parker CO SO	194
Weatherford PD	212
Springtown PD	23
Willow Park PD	4
<b>PARMER COUNTY</b>	
Parmer CO SO	2
Bovina PD	10
Friona PD	12
Farwell PD	0
<b>PECOS COUNTY</b>	
Pecos CO SO	47
Fort Stockton PD	52
<b>POLK COUNTY</b>	
Polk CO SO	385
Livingston PD	90
Corrigan PD	12
Onalaska PD	11
<b>POTTER COUNTY</b>	
Potter CO SO	93
Amarillo PD	2,485
Amarillo College PD	1
Amarillo Airport PD	0
<b>PRESIDIO COUNTY</b>	
Presidio CO SO	2
Presidio PD	5

AGENCY	INCIDENTS
<b>RAINS COUNTY</b>	
Rains CO SO	13
<b>RANDALL COUNTY</b>	
Randall CO SO	117
Canyon PD	44
West Texas A & M Univ PD	4
<b>REAGAN COUNTY</b>	
Reagan CO SO	0
<b>REAL COUNTY</b>	
Real CO SO	1
<b>RED RIVER COUNTY</b>	
Red River CO SO	33
Clarksville PD	47
Bogota PD	9
<b>REEVES COUNTY</b>	
Reeves CO SO	4
Pecos PD	13
<b>REFUGIO COUNTY</b>	
Refugio CO SO	16
Refugio PD	17
<b>ROBERTS COUNTY</b>	
Roberts CO SO	5
<b>ROBERTSON COUNTY</b>	
Robertson CO SO	17
Bremond PD	3
Calvert PD	0
Hearne PD	48
<b>ROCKWALL COUNTY</b>	
Rockwall CO SO	37
Rockwall PD	219
Royse City PD	65
Heath PD	7
<b>RUNNELS COUNTY</b>	
Runnels CO SO	0
Ballinger PD	28
Winters PD	13
<b>RUSK COUNTY</b>	
Rusk CO SO	241
Henderson PD	226
Tatum PD	1
<b>SABINE COUNTY</b>	
Sabine CO SO	71
Hemphill PD	6
<b>SAN AUGUSTINE COUNTY</b>	
San Augustine CO SO	31
San Augustine PD	19
<b>SAN JACINTO COUNTY</b>	
San Jacinto CO SO	297
<b>SAN PATRICIO COUNTY</b>	
San Patricio CO SO	71

AGENCY	INCIDENTS
Ingleside PD	64
Mathis PD	25
Portland PD	81
Sinton PD	22
Taft PD	17
Gregory PD	7
Taft ISD PD	0
<b>SAN SABA COUNTY</b>	
San Saba CO SO	12
San Saba PD	19
<b>SCHLEICHER COUNTY</b>	
Schleicher CO SO	5
<b>SCURRY COUNTY</b>	
Scurry CO SO	22
Snyder PD	128
<b>SHACKELFORD COUNTY</b>	
Shackelford CO SO	3
<b>SHELBY COUNTY</b>	
Shelby CO SO	71
Center PD	62
<b>SHERMAN COUNTY</b>	
Sherman CO SO	4
Stratford PD	3
<b>SMITH COUNTY</b>	
Smith CO SO	216
Arp PD	0
Lindale PD	38
Whitehouse PD	31
UT Tyler PD	0
UT H.S.C.Tyler PD	0
Bullard PD	0
<b>SOMERVELL COUNTY</b>	
Somervell CO SO	22
<b>STARR COUNTY</b>	
Starr CO SO	136
La Grulla PD	11
Rio Grande City PD	67
Roma PD	55
Rio Grande City ISD PD	0
<b>STEPHENS COUNTY</b>	
Stephens CO SO	8
Breckenridge PD	25
<b>STERLING COUNTY</b>	
Sterling CO SO	0
<b>STONEWALL COUNTY</b>	
Stonewall CO SO	2
<b>SUTTON COUNTY</b>	
Sutton CO SO	0
Sonora PD	3
<b>SWISHER COUNTY</b>	
Swisher CO SO	2

AGENCY	INCIDENTS
Kress PD	0
Tulia PD	20
<b>TARRANT COUNTY</b>	
Tarrant CO SO	273
Arlington PD	3,288
Azle PD	84
Bedford PD	435
Benbrook PD	98
Blue Mound PD	6
Crowley PD	95
Dalworthington Gardens PD	3
Eules PD	281
Everman PD	0
Forest Hill PD	53
Fort Worth PD	6,269
Grapevine PD	223
Haltom City PD	262
Hurst PD	303
Kennedale PD	29
Lakeside PD	1
Lake Worth PD	30
Mansfield PD	137
No Richland Hills PD	495
Richland Hills PD	54
River Oaks PD	20
Saginaw PD	67
Sansom Park Village PD	30
Watauga PD	135
Westover Hills PD	1
Westworth PD	5
White Settlement PD	22
Keller PD	73
Pantego PD	11
Southlake PD	31
UT Arlington PD	16
D/FW Airport PD	7
Texas Christian Univ PD	0
Colleyville PD	34
Pelican Bay PD	0
UNT Hth Sci Ctr PD	0
Tarrant Co Hosp Dist PD	4
<b>TAYLOR COUNTY</b>	
Taylor CO SO	78
Abilene PD	2,102
Merkel PD	0
Tye PD	11
Hardin Simmons Univ PD	0
Abilene Christ Univ.	0
<b>TERRELL COUNTY</b>	
Terrell CO SO	4
<b>TERRY COUNTY</b>	
Terry CO SO	2
Brownfield PD	44
<b>THROCKMORTON COUNTY</b>	
Throckmorton CO SO	0
<b>TITUS COUNTY</b>	
Titus CO SO	190
Mount Pleasant PD	291

AGENCY	INCIDENTS
<b>TOM GREEN COUNTY</b>	
Tom Green CO SO	90
San Angelo PD	1,315
Angelo St. Univ PD	0
<b>TRAVIS COUNTY</b>	
Travis CO SO	450
Austin PD	7,030
Manor PD	61
Rollingwood PD	0
UT Austin PD	9
Pflugerville PD	109
Lakeway PD	15
Sunset Valley PD	2
Lago Vista PD	77
Jonestown PD	5
Mustang Ridge PD	5
Austin ISD PD	7
Bee Cave PD	8
Pflugerville ISD PD	4
<b>TRINITY COUNTY</b>	
Trinity CO SO	16
Trinity PD	20
<b>TYLER COUNTY</b>	
Tyler CO SO	50
Woodville PD	2
<b>UPSHUR COUNTY</b>	
Upshur CO SO	80
Big Sandy PD	8
Gilmer PD	58
East Mountain PD	1
<b>UPTON COUNTY</b>	
Upton CO SO	12
<b>UVALDE COUNTY</b>	
Uvalde CO SO	38
Uvalde PD	236
Sabinal PD	5
<b>VAL VERDE COUNTY</b>	
Val Verde CO SO	49
Del Rio PD	243
<b>VAN ZANDT COUNTY</b>	
Van Zandt CO SO	0
Canton PD	0
Grand Saline PD	14
Van PD	13
Wills Point PD	0
<b>VICTORIA COUNTY</b>	
Victoria CO SO	176
Victoria PD	618

AGENCY	INCIDENTS
<b>WALKER COUNTY</b>	
Walker CO SO	162
Huntsville PD	257
<b>WALLER COUNTY</b>	
Waller CO SO	84
Brookshire PD	35
Waller PD	26
Hempstead PD	62
Prairie View PD	11
Prairie View A&M Univ PD	12
<b>WARD COUNTY</b>	
Ward CO SO	35
Monahans PD	53
<b>WASHINGTON COUNTY</b>	
Washington CO SO	38
Brenham PD	190
<b>WEBB COUNTY</b>	
Webb CO SO	114
Laredo PD	1,961
Laredo Community Coll PD	0
TX A&M Internat'l Univ PD	4
United ISD PD	1
<b>WHARTON COUNTY</b>	
Wharton CO SO	143
El Campo PD	84
Wharton PD	169
<b>WHEELER COUNTY</b>	
Wheeler CO SO	7
Shamrock PD	1
<b>WICHITA COUNTY</b>	
Wichita CO SO	49
Burkburnett PD	53
Iowa Park PD	38
Wichita Falls PD	1,379
Midwestern Univ PD	0
<b>WILBARGER COUNTY</b>	
Wilbarger CO SO	2
Vernon PD	61
<b>WILLACY COUNTY</b>	
Willacy CO SO	54
Lyford PD	12
Raymondville PD	179
Lyford CISD PD	0
Raymondville ISD PD	1
<b>WILLIAMSON COUNTY</b>	
Williamson CO SO	508
Florence PD	5

AGENCY	INCIDENTS
Georgetown PD	134
Granger PD	1
Hutto PD	45
Round Rock PD	354
Taylor PD	203
Southwestern Univ PD	0
Cedar Park PD	336
Leander PD	155
Thrall PD	0
Jarrell PD	5
<b>WILSON COUNTY</b>	
Wilson CO SO	35
Floresville PD	15
Poth PD	10
La Vernia PD	0
Floresville ISD PD	0
<b>WINKLER COUNTY</b>	
Winkler CO SO	5
Kermit PD	20
Wink PD	2
<b>WISE COUNTY</b>	
Wise CO SO	85
Bridgeport PD	14
Decatur PD	20
Runaway Bay PD	0
Boyd PD	7
<b>WOOD COUNTY</b>	
Wood CO SO	106
Hawkins PD	8
Mineola PD	34
Quitman PD	14
Winnsboro PD	13
<b>YOAKUM COUNTY</b>	
Yoakum CO SO	5
Denver City PD	30
<b>YOUNG COUNTY</b>	
Young CO SO	22
Graham PD	51
Olney PD	12
<b>ZAPATA COUNTY</b>	
Zapata CO SO	11
<b>ZAVALA COUNTY</b>	
Crystal City PD	23