

**Chapter
5**

**FAMILY
VIOLENCE**

FAMILY VIOLENCE

DEFINITION

The Texas Family Code defines Family Violence as an act by a member of a family or household against another member that is intended to result in physical harm, bodily injury, assault, or a threat that reasonably places the member in fear of imminent physical harm. The law excludes the reasonable discipline of a child and defines abuse as physical injury that results in substantial harm or genuine threat; sexual contact, intercourse, or conduct; or compelling or encouraging the child to engage in sexual conduct.

By definition and for the purposes of family violence reports, ‘family’ includes individuals related by consanguinity (blood) or affinity, marriage or former marriage, biological parents of the same child, foster children, foster parents, and members or former members of the same household (including roommates). Senate Bill 68 of the 77th Legislature amended the Family Code to include “Dating Violence”. The “Dating Relationship” means a relationship between individuals who have or have had a continuing relationship of a romantic or intimate nature.

ANALYSIS

Volume

The total number of Texas family violence incidents in 2013 was 185,453. This represented a 1.9 percent decrease when compared to 2012. These incidents involved 199,752 victims (up 0.6 percent from 2012) and 194,756 offenders (up 0.2 percent from 2012).

2013 FAMILY VIOLENCE QUICK STATS

	2013	2012	% Change
Incidents	185,453	188,992	-1.9
Victims	199,752	198,504	+0.6
Offenders	194,756	194,317	+0.2

Victim/Offender Relationships

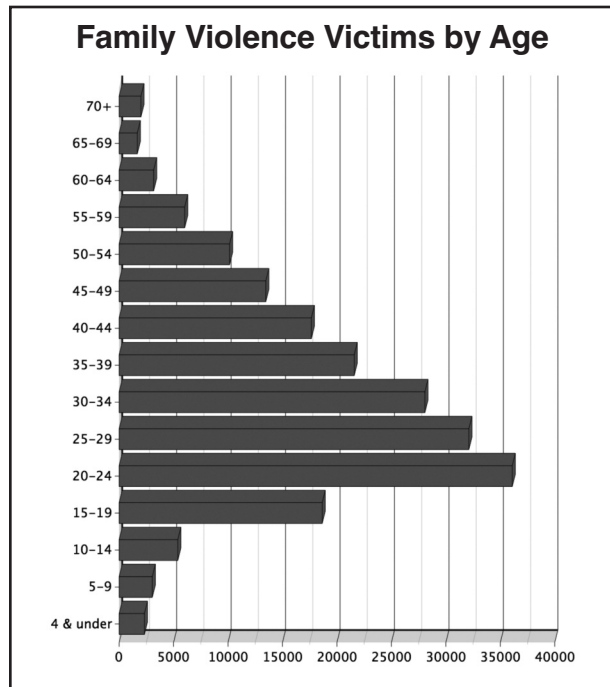
The largest percentage of family violence reports was between other family members. The second most commonly reported relationship among offenders and victims was married spouses and the third most common relationship was common law spouses.

Relationship		Relationship Victim to Offender	Total %
Type	%		
Marital	38.4%	Husband	4.27
		Wife	14.94
		Common-Law Husband	2.71
		Common-Law Wife	12.3
		Ex-Husband	0.88
		Ex-Wife	3.28
Parental / Child	16.2%	Father	2.27
		Mother	5.84
		Son	2.21
		Daughter	3.19
		Stepfather	0.8
		Stepmother	0.28
		Stepson	0.67
		Stepdaughter	0.84
		Foster Parent	0.04
		Foster Child	0.04
Other Family	45.4%	Grandfather	0.16
		Grandmother	0.47
		Grandson	0.13
		Granddaughter	0.3
		Brother	2.9
		Sister	3.85
		Stepbrother	0.12
		Stepsister	0.16
		Male Roommate	2.23
		Female Roommate	6.41
		Male In-Law	0.84
		Female In-Law	1.14
		Other Male Family Member	7.03
		Other Female Family Member	19.71

Victims

Incidents of family violence in 2013 involved 199,752 victims. Of the victims whose sex was known, 27 percent were male and 73 percent were female. The age group with the highest number of victims was the 20-to-24 year-old bracket.

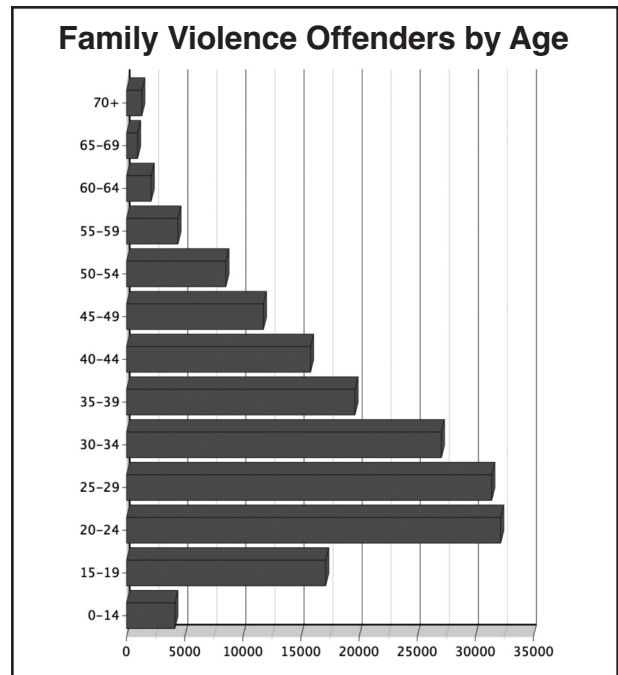
Of the victims whose ethnicity was known, 38 percent were Hispanic and 62 percent were not Hispanic. For the victims whose race was known, 72 percent were White, 27 percent were Black, and 1 percent were American Indian, Alaskan Native, Asian, or Pacific Islander. Of the number of White victims, 73 percent were female; 73 percent of Black victims were female; 73 percent of American Indian or Alaskan Native victims were female; and 73 percent of the Asian or Pacific Islander victims were female.



Offenders

In 2013, 194,756 offenders were involved in incidents of family violence. Of the offenders whose sex was known, 74 percent were male and 26 percent were female. The age group showing the highest number of offenders was the 20-to-24 year-old bracket.

Of the offenders whose ethnicity was known, 39 percent were Hispanic and 61 percent were not Hispanic. Of the offenders whose race was known, 69 percent were White, 30 percent were Black, and 1 percent were American Indian, Alaskan Native,



Asian or Pacific Islander. An examination of offenders by race found that 74 percent of the White offenders were male, 76 percent of the Black offenders were male, 69 percent of the American Indian or Alaskan Native offenders were male, and 73 percent of the Asian or Pacific Islander offenders were male.

Officer Assaults

A serious problem inherent to police intervention and investigation of family violence incidents is the potential for law officers to be assaulted. In 2013, during the course of responding to family violence incidents, 303 Texas law officers were assaulted. During the same period, 4,458 assaults were made on law officers during all types of police activity.

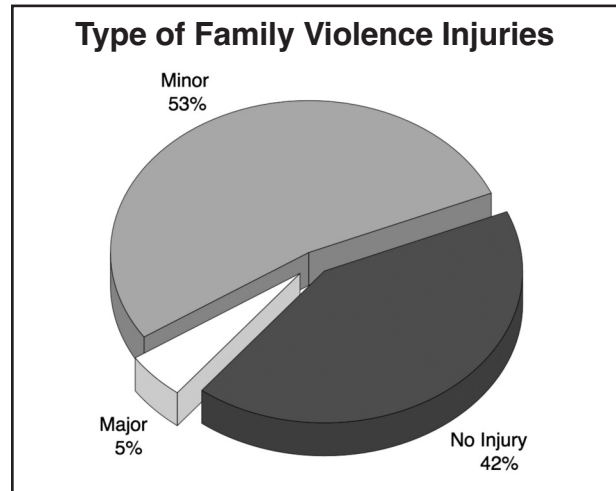
Offenses

Offense information in the family violence program is collected according to federal UCR guidelines and does not necessarily conform to Texas state definitions. Complete offense definitions are available in the appendix to this publication. Family violence offense information falls into six general categories: assaults, homicides, kidnapping/abductions, robberies, forcible sex offenses, and non-forcible sex offenses. Of the six main categories, assaults accounted for 97% of all offenses. Information for each individual crime is represented in the chart on the next page.

FAMILY VIOLENCE OFFENSES

Type	Group %	Offense	Total %
Assaults	97.0	Aggravated Assault	15.6
		Simple Assault	74.3
		Intimidation	7.0
Homicides	0.1	Murder & Nonnegligent Manslaughter	0.09
		Negligent Manslaughter	0.01
		Justifiable Homicide	0.0
Kidnapping	0.3	Kidnapping/Abduction	0.27
Robbery	0.2	Robbery	0.21
Sex Offenses (Force)	2.2	Forcible Rape	0.85
		Forcible Sodomy	0.25
		Sexual Assault w/Object	0.18
		Forcible Fondling	1.03
Sex Offenses (Force)	0.2	Incest	0.08
		Statutory Rape	0.13

Of the apparent major injuries, Possible Internal Injuries accounted for 28.7 percent and Severe Laceration followed close behind with 24.9 percent. Other Major Injury came in at 21.3 percent, Unconsciousness at 12.7 percent and Broken Bones and Loss of Teeth accounted for the remaining 12.4 percent.

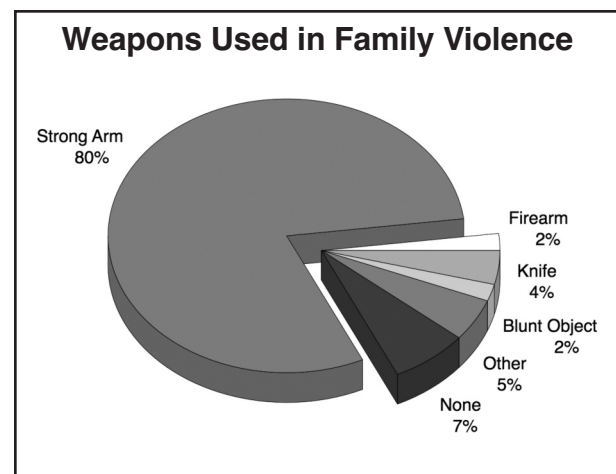
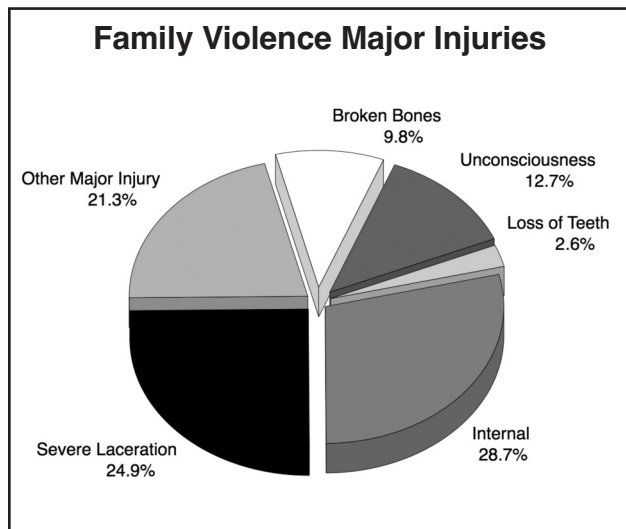


Injuries

For the purposes of this family violence report, the police officers who responded to disturbance calls determined the extent of injuries and all injuries were considered to be apparent injuries. If later medical attention indicated that the injuries were more or less severe than noted by the responding officer, this information is not included in the family violence report. The majority of reported injuries (53%) were considered to be minor injuries. In another 42 percent of family violence reports, 'no injury' was recorded. Major injuries were reported in 5 percent of the cases.

Weapons

The most common weapon involved in family violence cases was physical force through the use of hands, feet, and fists (strong-arm), which accounted for 80 percent of the incidents. The Texas Family Violence law considers the use of threats and intimidation to be serious enough to report and, thus, 7 percent of the reports were listed as involving no weapons. Knives or cutting instruments (4 percent), blunt objects (2 percent), firearms (2 percent), and other weapons (5 percent) accounted for the remaining cases. Considered as other weapons were motor vehicles, poison, explosives, fire, drugs, unknown, and miscellaneous weapons.



FAMILY VIOLENCE BY JURISDICTION

AGENCY	INCIDENTS
ANDERSON COUNTY	
Anderson CO SO	113
Palestine PD	279
Frankston PD	3
ANDREWS COUNTY	
Andrews CO SO	18
Andrews PD	76
ANGELINA COUNTY	
Angelina CO SO	110
Diboll PD	19
Huntington PD	1
Lufkin PD	540
Hudson PD	15
ARANSAS COUNTY	
Aransas CO SO	72
Aransas Pass PD	111
Rockport PD	73
Fulton PD	0
ARCHER COUNTY	
Archer CO SO	13
Holliday PD	0
ARMSTRONG COUNTY	
Armstrong CO SO	4
ATASCOSA COUNTY	
Atascosa CO SO	78
Lytle PD	12
Pleasanton PD	94
Poteet PD	38
Jourdanton PD	18
AUSTIN COUNTY	
Austin CO SO	39
Bellville PD	31
Sealy PD	41
Wallis PD	7
Sealy ISD PD	0
BAILEY COUNTY	
Bailey CO SO	9
Muleshoe PD	13
BANDERA COUNTY	
Bandera CO SO	94
BASTROP COUNTY	
Bastrop CO SO	451
Bastrop PD	68
Elgin PD	22
Smithville PD	32

AGENCY	INCIDENTS
BAYLOR COUNTY	
Baylor CO SO	1
Seymour PD	21
BEE COUNTY	
Bee CO SO	33
Beeville PD	153
BELL COUNTY	
Bell CO SO	170
Belton PD	203
Harker Heights PD	161
Killeen PD	2,036
Nolanville PD	7
Temple PD	679
Central TX College PD	8
Morgans Point Resort PD	5
Killeen ISD PD	1
Troy PD	5
Salado PD	3
University of Mary Hardin Baylor	1
BEXAR COUNTY	
Bexar CO SO	1,597
San Antonio PD	8,222
Alamo Heights PD	19
Balcones Heights PD	28
Castle Hills PD	0
Converse PD	63
Hill Country Village PD	1
Hollywood Park PD	3
Kirby PD	127
Leon Valley PD	52
Olmos Park PD	1
Shavano Park PD	6
Terrell Hills PD	0
Universal City PD	213
Windcrest PD	27
Live Oak PD	33
UT H/S Ctr San Antonio PD	2
UT San Antonio PD	2
Judson ISD PD	0
Alamo Community College PD	2
Selma PD	50
Somerset PD	3
Helotes PD	8
Trinity University PD	3
St Mary's University	0
East Central ISD PD	0
Fair Oaks Ranch PD	6
TAMU San Antonio PD	0
BLANCO COUNTY	
Blanco CO SO	5
Blanco PD	9
Johnson City PD	8

AGENCY	INCIDENTS
BORDEN COUNTY	
Borden CO SO	3
BOSQUE COUNTY	
Bosque CO SO	39
Clifton PD	11
Valley Mills PD	7
Meridian PD	1
BOWIE COUNTY	
Bowie CO SO	280
De Kalb PD	3
Nash PD	38
New Boston PD	36
Texarkana PD	721
Wake Village PD	46
Hooks PD	29
BRAZORIA COUNTY	
Brazoria CO SO	695
Alvin PD	147
Angleton PD	164
Clute PD	35
Danbury PD	1
Freeport PD	126
Lake Jackson PD	202
Manvel PD	34
Pearland PD	441
Richwood PD	11
Sweeny PD	45
West Columbia PD	15
Alvin Community College PD	0
Brazoria PD	34
Brookside Village PD	3
Jones Creek PD	8
Surfside Beach PD	5
Oyster Creek PD	23
Alvin ISD PD	0
Angleton ISD PD	0
Columbia-Brazoria ISD PD	2
BRAZOS COUNTY	
Brazos CO SO	22
Bryan PD	954
College Station PD	581
TX A&M Univ PD	4
BREWSTER COUNTY	
Brewster CO SO	9
Alpine PD	24
Sul Ross State University PD	0
BRISCOE COUNTY	
Briscoe CO SO	7

AGENCY	INCIDENTS
BROOKS COUNTY	
Brooks CO SO	8
Falfurrias PD	18
BROWN COUNTY	
Brown CO SO	80
Bangs PD	0
Brownwood PD	259
Early PD	13
BURLESON COUNTY	
Burleson CO SO	40
Caldwell PD	18
Somerville PD	4
BURNET COUNTY	
Burnet CO SO	112
Burnet PD	43
Marble Falls PD	83
Bertram PD	7
Granite Shoals PD	19
Horseshoe Bay PD	3
CALDWELL COUNTY	
Caldwell CO SO	100
Lockhart PD	106
Luling PD	42
Martindale PD	7
CALHOUN COUNTY	
Calhoun CO SO	26
Port Lavaca PD	51
CALLAHAN COUNTY	
Callahan CO SO	20
Baird PD	10
Clyde PD	15
CAMERON COUNTY	
Cameron CO SO	660
Brownsville PD	1,483
Combes PD	20
Harlingen PD	439
La Feria PD	7
Los Fresnos PD	13
Port Isabel PD	16
Primera PD	23
Rio Hondo PD	6
San Benito PD	183
Santa Rosa PD	5
UT Brownsville PD	5
South Padre Island PD	68
TSTC Harlingen	1
Palm Valley PD	3
Laguna Vista PD	9
Rancho Viejo PD	3
Port of Brownsville PD	0
CAMP COUNTY	
Camp CO SO	22
Pittsburg PD	69
CARSON COUNTY	
Carson CO SO	0
Panhandle PD	1

AGENCY	INCIDENTS
CASS COUNTY	
Cass CO SO	71
Atlanta PD	19
Hughes Springs PD	6
Linden PD	10
Queen City PD	6
Bloomburg PD	0
CASTRO COUNTY	
Castro CO SO	8
Dimmit PD	30
CHAMBERS COUNTY	
Chambers CO SO	116
Mont Belvieu PD	37
Barbers Hill ISD PD	0
CHEROKEE COUNTY	
Cherokee CO SO	243
Jacksonville PD	301
Rusk PD	2
CHILDRESS COUNTY	
Childress CO SO	6
CLAY COUNTY	
Clay CO SO	24
COCHRAN COUNTY	
Cochran CO SO	17
COKE COUNTY	
Coke CO SO	2
COLEMAN COUNTY	
Coleman CO SO	0
Coleman PD	25
Santa Anna PD	6
COLLIN COUNTY	
Collin CO SO	182
Allen PD	264
Celina PD	17
Farmersville PD	18
Frisco PD	274
McKinney PD	809
Plano PD	939
Prosper PD	54
Wylie PD	182
Princeton PD	19
Melissa PD	14
Murphy PD	40
Parker PD	6
Lavon PD	13
Fairview PD	3
Anna PD	33
COLLINGSWORTH COUNTY	
Collingsworth CO SO	0
COLORADO COUNTY	
Colorado CO SO	43
Columbus PD	25
Eagle Lake PD	29
Weimar PD	10

AGENCY	INCIDENTS
COMAL COUNTY	
Comal CO SO	313
New Braunfels PD	605
Garden Ridge PD	5
Bulverde PD	18
COMANCHE COUNTY	
Comanche CO SO	29
Comanche PD	137
Deleon PD	19
CONCHO COUNTY	
Concho CO SO	3
COOKE COUNTY	
Gainesville PD	241
Valley View PD	0
Oak Ridge PD	1
CORYELL COUNTY	
Coryell CO SO	38
Copperas Cove PD	497
Gatesville PD	69
COTTLE COUNTY	
Cottle CO SO	0
Paducah PD	2
CRANE COUNTY	
Crane CO SO	5
Crane PD	13
CROSBY COUNTY	
Crosby CO SO	1
Crosbyton PD	7
Lorenzo PD	4
Ralls PD	2
CULBERSON COUNTY	
Culberson CO SO	1
DALLAM COUNTY	
Dallam CO SO	6
Dalhart PD	89
DALLAS COUNTY	
Dallas CO SO	23
Dallas PD	13,486
Addison PD	124
Balch Springs PD	305
Carrollton PD	400
Cedar Hill PD	325
Cockrell Hill PD	19
Coppell PD	84
Desoto PD	603
Duncanville PD	109
Farmers Branch PD	135
Garland PD	2,014
Grand Prairie PD	974
Highland Park PD	8
Hutchins PD	14
Irving PD	605
Lancaster PD	408
Mesquite PD	953
Richardson PD	294

AGENCY	INCIDENTS
Sachse PD	51
Seagoville PD	86
University Park PD	9
Wilmer PD	35
UT Medical School Dallas PD	9
UT Dallas PD	3
Rowlett PD	231
Richland College PD	0
North Lake College PD	1
Mountain View College PD	2
Brookhaven College PD	1
Glenn Heights PD	81
Dallas Co. Hospital District PD	4
Baylor Health Care Sys PD	14
SMU PD	2
Ovilla PD	7
Cedar Hill ISD PD	0
DAWSON COUNTY	
Dawson CO SO	0
Lamesa PD	143
DEAF SMITH COUNTY	
Deaf Smith CO SO	20
Hereford PD	76
DELTA COUNTY	
Delta CO SO	3
DENTON COUNTY	
Denton CO SO	205
Argyle PD	2
Denton PD	561
Lake Dallas PD	49
Lewisville PD	460
Pilot Point PD	8
Sanger PD	0
Texas Women's University PD	3
Univ of North Texas PD	11
Flower Mound PD	124
Little Elm PD	97
Aubrey PD	15
The Colony PD	152
Highland Village PD	22
Corinth PD	70
Double Oak PD	5
Hickory Creek PD	7
Roanoke PD	22
Trophy Club PD	14
Ponder PD	1
Northlake PD	5
DEWITT COUNTY	
Dewitt CO SO	34
Cuero PD	32
Yorktown PD	15
DICKENS COUNTY	
Dickens CO SO	1
Spur PD	0
DIMMITT COUNTY	
Dimmitt CO SO	68
DONLEY COUNTY	
Donley CO SO	2

AGENCY	INCIDENTS
DUVAL COUNTY	
Duval CO SO	11
San Diego PD	59
Freer PD	25
EASTLAND COUNTY	
Eastland CO SO	0
Cisco PD	34
Eastland PD	37
Gorman PD	2
Ranger PD	8
ECTOR COUNTY	
Ector CO SO	656
Odessa PD	2,018
UT Permian Basin PD	0
Ector CO ISD PD	2
EDWARDS COUNTY	
Edwards CO SO	6
ELLIS COUNTY	
Ellis CO SO	129
Ennis PD	142
Ferris PD	20
Italy PD	13
Midlothian PD	82
Palmer PD	11
Red Oak PD	36
Waxahachie PD	144
EL PASO COUNTY	
El Paso CO SO	315
Anthony PD	37
El Paso PD	4,916
UT El Paso PD	5
El Paso Community College PD	1
Clint PD	0
El Paso ISD PD	0
Horizon City PD	61
Socorro PD	121
Socorro ISD PD	0
ERATH COUNTY	
Erath CO SO	41
Dublin PD	13
Stephenville PD	93
Tarleton State University PD	2
FALLS COUNTY	
Falls CO SO	5
Marlin PD	40
FANNIN COUNTY	
Fannin CO SO	44
Bonham PD	108
FAYETTE COUNTY	
Fayette CO SO	22
La Grange PD	18
Schulenburg PD	7
Flatonia PD	5
FISHER COUNTY	
Fisher CO SO	10

AGENCY	INCIDENTS
FLOYD COUNTY	
Floyd CO SO	12
Floydada PD	4
Lockney PD	1
FOARD COUNTY	
Foard CO SO	3
Crowell PD	0
FORT BEND COUNTY	
Fort Bend CO SO	1,952
Missouri City PD	232
Richmond PD	78
Rosenberg PD	426
Stafford PD	135
Sugar Land PD	147
Needville PD	30
Arcola PD	12
Meadows Place PD	17
Fort Bend ISD	6
FRANKLIN COUNTY	
Franklin CO SO	6
FREESTONE COUNTY	
Freestone CO SO	39
Fairfield PD	18
Teague PD	21
Wortham PD	3
FRIO COUNTY	
Frio CO SO	13
Pearsall PD	105
Dilley PD	11
GAINES COUNTY	
Gaines CO SO	16
Seagraves PD	3
Seminole PD	21
GALVESTON COUNTY	
Galveston CO SO	97
Dickinson PD	69
Friendswood PD	89
Galveston PD	659
Hitchcock PD	36
Kemah PD	6
La Marque PD	222
League City PD	531
Texas City PD	253
UTMB-Galveston PD	0
TX A&M Galveston PD	0
Jamaica Beach PD	0
Santa Fe PD	72
Bayou Vista PD	5
College of the Mainland PD	0
Galveston ISD PD	1
GARZA COUNTY	
Garza CO SO	20
GILLESPIE COUNTY	
Gillespie CO SO	17
Fredericksburg PD	13

AGENCY	INCIDENTS
GLASSCOCK COUNTY	
Glasscock CO SO	1
GOLIAD COUNTY	
Goliad CO SO	14
GONZALES COUNTY	
Gonzales CO SO	28
Gonzales PD	32
Nixon PD	0
Waelder PD	1
GRAY COUNTY	
Gray CO SO	10
Pampa PD	207
GRAYSON COUNTY	
Grayson CO SO	75
Collinsville PD	2
Denison PD	164
Pottsboro PD	8
Sherman PD	449
Van Alstyne PD	21
Whitesboro PD	10
Whitewright PD	7
Howe PD	11
Grayson Co College PD	1
Austin College PD	0
Tioga PD	4
Southmayd PD	3
GREGG COUNTY	
Gregg CO SO	163
Gladewater PD	117
Kilgore PD	157
Longview PD	725
White Oak PD	27
GRIMES COUNTY	
Grimes CO SO	63
Navasota PD	28
GUADALUPE COUNTY	
Guadalupe CO SO	236
Schertz PD	146
Seguin PD	300
Cibolo PD	78
HALE COUNTY	
Hale CO SO	4
Abernathy PD	0
Hale Center PD	10
Plainview PD	110
HALL COUNTY	
Hall CO SO	1
Memphis PD	9
HAMILTON COUNTY	
Hamilton CO SO	21
HANSFORD COUNTY	
Hansford CO SO	1
Grover PD	0
Spearman PD	3

AGENCY	INCIDENTS
HARDEMAN COUNTY	
Hardeman CO SO	16
Chillicothe PD	2
HARDIN COUNTY	
Hardin CO SO	123
Kountze PD	15
Silsbee PD	41
Sour Lake PD	26
Lumberton PD	88
HARRIS COUNTY	
Harris CO SO	12,197
Houston PD	19,009
Baytown PD	576
Bellaire PD	12
Deer Park PD	245
Galena Park PD	35
Humble PD	104
Jacinto City PD	34
Jersey Village PD	37
La Porte PD	200
Pasadena PD	1,108
Seabrook PD	105
Shoreacres PD	0
South Houston PD	128
Southside Place PD	0
Spring Valley PD	4
Tomball PD	70
Memorial Village PD	7
Webster PD	66
West University Place PD	5
Katy PD	86
Nassau Bay PD	30
UT Houston PD	12
University of Houston PD	18
TX Southern Univ PD	17
Rice University PD	6
Univ Houston Clearlake PD	0
Hedwig Village PD	10
Univ Houston Downtown PD	1
Houston Community College PD	5
Houston Metro Transit PD	0
Klein ISD PD	0
Houston Baptist University PD	0
Lakeview PD	17
Katy ISD PD	0
Port of Houston PD	0
Spring Branch ISD PD	1
Spring ISD PD	0
Pasadena ISD PD	2
Aldine ISD PD	2
Humble ISD PD	1
HARRISON COUNTY	
Harrison CO SO	116
Hallsville PD	7
Marshall PD	194
Hallsville ISD PD	0
HARTLEY COUNTY	
Hartley CO SO	3

AGENCY	INCIDENTS
HASKELL COUNTY	
Haskell CO SO	7
Haskell PD	5
HAYS COUNTY	
Hays CO SO	285
San Marcos PD	324
Texas State Univ PD	8
Kyle PD	73
Buda PD	25
HEMPHILL COUNTY	
Hemphill CO SO	6
HENDERSON COUNTY	
Henderson CO SO	376
Athens PD	44
Malakoff PD	13
Seven Points PD	14
Gun Barrel City PD	7
Tool PD	9
HIDALGO COUNTY	
Hidalgo CO SO	2,271
Alamo PD	82
Donna PD	333
Edcouch PD	8
Edinburg PD	920
Elsa PD	77
Hidalgo PD	20
La Villa PD	6
McAllen PD	545
Mercedes PD	169
Mission PD	147
Pharr PD	437
San Juan PD	153
Weslaco PD	191
La Joya PD	2
UT Pan America PD	19
Palmview PD	24
Alton PD	72
Progreso PD	2
Edinburg CISD PD	0
Penitas PD	29
Sullivan City PD	2
Palmhurst PD	9
HILL COUNTY	
Hill CO SO	42
Hillsboro PD	109
Hubbard PD	3
Whitney PD	12
HOCKLEY COUNTY	
Hockley CO SO	32
Levelland PD	139
South Plains College PD	0
HOOD COUNTY	
Hood CO SO	292
Granbury PD	5
Tolar PD	0
HOPKINS COUNTY	
Hopkins CO SO	39

AGENCY	INCIDENTS
Cumby PD	4
Sulphur Springs PD	81
HOUSTON COUNTY	
Houston CO SO	45
Crockett PD	58
Grapeland PD	5
HOWARD COUNTY	
Howard CO SO	68
Big Spring PD	537
HUDSPETH COUNTY	
Hudspeth CO SO	4
HUNT COUNTY	
Hunt CO SO	202
Commerce PD	49
Greenville PD	457
Wolfe City PD	5
TX A&M Univ-Commerce PD	8
Caddo Mills PD	1
West Tawakoni PD	0
HUTCHINSON COUNTY	
Hutchinson CO SO	47
Borger PD	123
IRION COUNTY	
Irion CO SO	1
JACK COUNTY	
Jack CO SO	26
Jacksboro PD	13
JACKSON COUNTY	
Jackson CO SO	10
Edna PD	20
Ganado PD	0
JASPER COUNTY	
Jasper CO SO	92
Jasper PD	74
Kirbyville PD	3
JEFF DAVIS COUNTY	
Jeff Davis CO SO	4
JEFFERSON COUNTY	
Jefferson CO SO	241
Beaumont PD	2,953
Groves PD	173
Nederland PD	168
Port Arthur PD	865
Port Neches PD	86
Lamar University PD	3
JIM HOGG COUNTY	
Jim Hogg CO SO	15
JIM WELLS COUNTY	
Jim Wells CO SO	110
Alice PD	290
Premont PD	13
Orange Grove PD	3

AGENCY	INCIDENTS
JOHNSON COUNTY	
Johnson CO SO	339
Alvarado PD	34
Burleson PD	253
Cleburne PD	276
Joshua PD	16
Keene PD	17
Venus PD	6
Godley PD	10
JONES COUNTY	
Jones CO SO	2
Anson PD	22
Hamlin PD	41
Stamford PD	14
Hawley PD	2
KARNES COUNTY	
Karnes CO SO	18
Karnes City PD	14
Kenedy PD	25
KAUFMAN COUNTY	
Kaufman CO SO	376
Forney PD	30
Kaufman PD	35
Terrell PD	197
Crandall PD	7
KENDALL COUNTY	
Kendall CO SO	62
Boerne PD	69
KENEDY COUNTY	
Kenedy CO SO	2
KENT COUNTY	
Kent CO SO	2
KERR COUNTY	
Kerr CO SO	118
Kerrville PD	214
Ingram PD	15
KIMBLE COUNTY	
Kimble CO SO	7
Junction PD	6
KING COUNTY	
King CO SO	0
KINNEY COUNTY	
Kinney CO SO	3
KLEBERG COUNTY	
Kleberg CO SO	13
Kingsville PD	326
TX A&M Kingsville PD	4
KNOX COUNTY	
Knox CO SO	0
Munday PD	1
LAMAR COUNTY	
Lamar CO SO	111

AGENCY	INCIDENTS
Paris PD	243
Paris Junior College PD	0
Reno PD	18
LAMB COUNTY	
Lamb CO SO	62
Littlefield PD	35
Olton PD	7
LAMPASAS COUNTY	
Lampasas CO SO	19
Lampasas PD	83
Lometa PD	5
LA SALLE COUNTY	
LaSalle CO SO	23
LAVACA COUNTY	
Lavaca CO SO	16
Hallettsville PD	24
Yoakum PD	31
Moulton PD	2
LEE COUNTY	
Lee CO SO	36
Giddings PD	30
Lexington PD	7
LEON COUNTY	
Leon CO SO	67
Jewett PD	0
LIBERTY COUNTY	
Liberty CO SO	242
Cleveland PD	91
Dayton PD	58
Liberty PD	91
LIMESTONE COUNTY	
Limestone CO SO	74
Groesbeck PD	14
Mexia PD	86
Mexia ISD PD	0
LIPSCOMB COUNTY	
Lipscomb CO SO	8
LIVE OAK COUNTY	
Live Oak CO SO	27
Three Rivers PD	18
LLANO COUNTY	
Llano CO SO	54
Llano PD	18
Sunrise Beach PD	1
LOVING COUNTY	
Loving CO SO	2
LUBBOCK COUNTY	
Lubbock CO SO	318
Idalou PD	2
Lubbock PD	3,497
Shallowater PD	5
Slaton PD	20
TX Tech Univ PD	16

AGENCY	INCIDENTS
Wolfforth PD	1
Ransom Canyon PD	1
New Deal PD	0
LYNN COUNTY	
Lynn CO SO	0
Tahoka PD	13
O'Donnell PD	1
MCCULLOCH COUNTY	
McCulloch CO SO	9
Brady PD	33
MCLENNAN COUNTY	
McLennan CO SO	226
Bellmead PD	193
Beverly Hills PD	9
Hewitt PD	34
Lacy-Lakeview PD	113
Lorena PD	4
McGregor PD	21
Robinson PD	44
Waco PD	1,402
West PD	6
Woodway PD	10
McClennan Community College PD	0
Riesel PD	2
TSTC Waco PD	20
Baylor Univ PD	6
MCMULLEN COUNTY	
McMullen CO SO	6
MADISON COUNTY	
Madison CO SO	27
Madisonville PD	21
MARION COUNTY	
Marion CO SO	63
Jefferson PD	26
MARTIN COUNTY	
Martin CO SO	16
Stanton PD	10
MASON COUNTY	
Mason CO SO	3
MATAGORDA COUNTY	
Matagorda CO SO	109
Bay City PD	309
Palacios PD	12
Bay City ISD PD	0
MAVERICK COUNTY	
Maverick CO SO	235
Eagle Pass PD	197
MEDINA COUNTY	
Medina CO SO	45
Castroville PD	14
Devine PD	15
Hondo PD	58
MENARD COUNTY	
Menard CO SO	11

AGENCY	INCIDENTS
MIDLAND COUNTY	
Midland CO SO	229
Midland PD	669
Midland ISD PD	0
MILAM COUNTY	
Milam CO SO	52
Cameron PD	30
Rockdale PD	23
Thorndale PD	3
MILLS COUNTY	
Mills CO SO	13
MITCHELL COUNTY	
Mitchell CO SO	3
Colorado City PD	62
MONTAGUE COUNTY	
Montague CO SO	28
Bowie PD	52
Nocona PD	0
MONTGOMERY COUNTY	
Montgomery CO SO	2,331
Conroe PD	475
Splendora PD	0
Roman Forest PD	0
Magnolia PD	19
Shenandoah PD	12
Willis PD	42
Stagecoach PD	0
Oak Ridge North PD	8
Montgomery PD	10
Woodbranch PD	0
Conroe ISD PD	0
MOORE COUNTY	
Moore CO SO	6
Dumas PD	262
Cactus PD	12
MORRIS COUNTY	
Morris CO SO	36
Daingerfield PD	4
Lone Star PD	14
Omaha PD	4
Naples PD	0
MOTLEY COUNTY	
Motley CO SO	0
NACOGDOCHES COUNTY	
Nacogdoches CO SO	161
Nacogdoches PD	488
Stephen F Austin Univ PD	9
NAVARRO COUNTY	
Navarro CO SO	123
Corsicana PD	354
NEWTON COUNTY	
Newton CO SO	22

AGENCY	INCIDENTS
NOLAN COUNTY	
Nolan CO SO	19
Roscoe PD	0
Sweetwater PD	144
TSTC - Sweetwater PD	0
NUECES COUNTY	
Nueces CO SO	86
Bishop PD	4
Corpus Christi PD	4,108
Robstown PD	123
Port Aransas PD	50
TX A&M Univ Corpus Christi PD	0
Driscoll PD	1
OCHILTREE COUNTY	
Ochiltree CO SO	3
Perryton PD	41
OLDHAM COUNTY	
Oldham CO SO	6
ORANGE COUNTY	
Orange CO SO	77
Bridge City PD	36
Orange PD	145
Pinehurst PD	22
Vidor PD	137
West Orange PD	13
Rose City PD	1
PALO PINTO COUNTY	
Palo Pinto CO SO	19
Mineral Wells PD	79
PANOLA COUNTY	
Panola CO SO	99
Carthage PD	76
PARKER COUNTY	
Parker CO SO	164
Weatherford PD	191
Springtown PD	10
Hudson Oaks PD	2
Willow Park PD	11
PARMER COUNTY	
Parmer CO SO	5
Bovina PD	10
Friona PD	2
Farwell PD	1
PECOS COUNTY	
Pecos CO SO	28
Fort Stockton PD	42
POLK COUNTY	
Polk CO SO	282
Livingston PD	80
Corrigan PD	8
Onalaska PD	21
POTTER COUNTY	
Potter CO SO	88
Amarillo PD	2,570

AGENCY	INCIDENTS
Amarillo College PD	2
Amarillo Airport PD	0
PRESIDIO COUNTY	
Presidio CO SO	5
Presidio PD	8
RAINS COUNTY	
Rains CO SO	17
RANDALL COUNTY	
Randall CO SO	133
Canyon PD	29
West Texas A&M Univ PD	3
REAGAN COUNTY	
Reagan CO SO	0
REAL COUNTY	
Real CO SO	1
RED RIVER COUNTY	
Red River CO SO	33
Clarksville PD	49
Bogota PD	12
REEVES COUNTY	
Reeves CO SO	10
Pecos PD	37
REFUGIO COUNTY	
Refugio CO SO	11
Refugio PD	13
ROBERTS COUNTY	
Roberts CO SO	6
ROBERTSON COUNTY	
Robertson CO SO	17
Bremond PD	4
Calvert PD	10
Hearne PD	47
ROCKWALL COUNTY	
Rockwall CO SO	44
Rockwall PD	152
Royse City PD	39
Heath PD	26
RUNNELS COUNTY	
Runnels CO SO	0
Ballinger PD	36
Winters PD	19
RUSK COUNTY	
Rusk CO SO	175
Henderson PD	251
Overton PD	12
Tatum PD	0
SABINE COUNTY	
Sabine CO SO	30
Hemphill PD	1
SAN AUGUSTINE COUNTY	
San Augustine CO SO	40
San Augustine PD	17

AGENCY	INCIDENTS
SAN JACINTO COUNTY	
San Jacinto CO SO	183
SAN PATRICIO COUNTY	
San Patricio CO SO	63
Ingleside PD	85
Mathis PD	25
Portland PD	82
Sinton PD	15
Taft PD	13
Gregory PD	13
Taft ISD PD	0
SAN SABA COUNTY	
San Saba CO SO	7
San Saba PD	18
SCHLEICHER COUNTY	
Schleicher CO SO	2
SCURRY COUNTY	
Scurry CO SO	34
Snyder PD	155
SHACKELFORD COUNTY	
Shackelford CO SO	4
SHELBY COUNTY	
Shelby CO SO	143
Center PD	77
Timpson PD	2
SHERMAN COUNTY	
Sherman CO SO	2
Stratford PD	6
SMITH COUNTY	
Smith CO SO	233
Arp PD	0
Lindale PD	41
Tyler PD	779
Whitehouse PD	41
Tyler Junior College PD	0
UT Tyler PD	0
UT Health Science Center PD	0
Bullard PD	1
SOMERVELL COUNTY	
Somervell CO SO	34
STARR COUNTY	
Starr CO SO	74
La Grulla PD	3
Rio Grande City PD	69
Roma PD	55
Rio Grande City ISD PD	0
STEPHENS COUNTY	
Stephens CO SO	10
Breckenridge PD	29
STERLING COUNTY	
Sterling CO SO	0
STONEWALL COUNTY	
Stonewall CO SO	2

AGENCY	INCIDENTS
SUTTON COUNTY	
Sutton CO SO	0
Sonora PD	21
SWISHER COUNTY	
Swisher CO SO	2
Kress PD	0
Tulia PD	22
TARRANT COUNTY	
Tarrant CO SO	279
Arlington PD	3,257
Azle PD	88
Bedford PD	365
Benbrook PD	94
Blue Mound PD	7
Crowley PD	97
Dalworthington Gardens PD	4
Eules PD	288
Everman PD	29
Forest Hill PD	19
Fort Worth PD	5,725
Grapevine PD	281
Haltom City PD	334
Hurst PD	371
Kennedale PD	35
Lakeside PD	0
Lake Worth PD	33
Mansfield PD	129
North Richland Hills PD	491
Richland Hills PD	41
River Oaks PD	26
Saginaw PD	70
Sansom Park Village PD	26
Watauga PD	160
Westover Hills PD	0
Westworth PD	6
White Settlement PD	42
Keller PD	71
Pantego PD	5
Southlake PD	24
UT Arlington PD	21
Dallas/Ft Worth Airport PD	7
Texas Christian University PD	0
Colleyville PD	19
Univ No TX Health Sci Ctr PD	0
Tarrant CO Hosp Dist PD	2
TAYLOR COUNTY	
Taylor CO SO	68
Abilene PD	1,792
Merkel PD	1
Tye PD	8
Hardin Simmons Univ PD	0
Abilene Christian Univ	0
TERRELL COUNTY	
Terrell CO SO	0
TERRY COUNTY	
Terry CO SO	2
Brownfield PD	40
THROCKMORTON COUNTY	
Throckmorton CO SO	2

AGENCY	INCIDENTS
TITUS COUNTY	
Titus CO SO	208
Mount Pleasant PD	258
TOM GREEN COUNTY	
Tom Green CO SO	126
San Angelo PD	1,348
Angelo State Univ PD	0
TRAVIS COUNTY	
Travis CO SO	528
Austin PD	7,665
Manor PD	61
Rollingwood PD	1
UT Austin PD	13
Pflugerville PD	89
Lakeway PD	17
Sunset Valley PD	3
Lago Vista PD	45
Jonestown PD	14
Mustang Ridge PD	3
Austin ISD PD	4
Bee Cave PD	14
Pflugerville ISD PD	0
TRINITY COUNTY	
Trinity CO SO	15
Trinity PD	16
TYLER COUNTY	
Tyler CO SO	55
Woodville PD	6
UPSHUR COUNTY	
Upshur CO SO	83
Big Sandy PD	8
Gilmer PD	58
East Mountain PD	10
UPTON COUNTY	
Upton CO SO	13
UVALDE COUNTY	
Uvalde CO SO	49
Uvalde PD	118
Sabinal PD	3
VAL VERDE COUNTY	
Val Verde CO SO	25
Del Rio PD	286
VAN ZANDT COUNTY	
Van Zandt CO SO	45
Canton PD	0
Grand Saline PD	0
Van PD	0
Wills Point PD	1

AGENCY	INCIDENTS
VICTORIA COUNTY	
Victoria CO SO	173
Victoria PD	615
WALKER COUNTY	
Walker CO SO	196
Huntsville PD	344
WALLER COUNTY	
Waller CO SO	99
Brookshire PD	28
Waller PD	12
Hempstead PD	56
Prairie View A&M Univ PD	15
WARD COUNTY	
Ward CO SO	45
Monahans PD	92
WASHINGTON COUNTY	
Washington CO SO	43
Brenham PD	185
WEBB COUNTY	
Webb CO SO	132
Laredo PD	1,974
Laredo Community College PD	0
TX A&M International Univ PD	1
United ISD PD	0
WHARTON COUNTY	
Wharton CO SO	92
El Campo PD	76
Wharton PD	167
WHEELER COUNTY	
Wheeler CO SO	9
Shamrock PD	2
WICHITA COUNTY	
Wichita CO SO	76
Burkburnett PD	79
Electra PD	12
Iowa Park PD	44
Wichita Falls PD	1,410
Midwestern Univ PD	0
WILBARGER COUNTY	
Wilbarger CO SO	3
Vernon PD	72
WILLACY COUNTY	
Willacy CO SO	46
Lyford PD	6
Raymondville PD	170
Lyford CISD PD	0
Raymondville ISD PD	0

AGENCY	INCIDENTS
WILLIAMSON COUNTY	
Williamson CO SO	409
Florence PD	3
Georgetown PD	199
Granger PD	1
Hutto PD	51
Round Rock PD	389
Taylor PD	183
Southwestern Univ PD	0
Cedar Park PD	265
Leander PD	157
Thrall PD	2
Jarrell PD	0
WILSON COUNTY	
Wilson CO SO	39
Floresville PD	21
Poth PD	20
La Vernia PD	2
Floresville ISD PD	0
WINKLER COUNTY	
Winkler CO SO	2
Kermit PD	20
Wink PD	0
WISE COUNTY	
Wise CO SO	105
Bridgeport PD	31
Decatur PD	31
Runaway Bay PD	0
WOOD COUNTY	
Wood CO SO	82
Hawkins PD	4
Mineola PD	49
Quitman PD	15
Winnsboro PD	11
YOAKUM COUNTY	
Yoakum CO SO	10
Denver City PD	25
YOUNG COUNTY	
Young CO SO	14
Graham PD	42
Olney PD	23
ZAPATA COUNTY	
Zapata CO SO	27
ZAVALA COUNTY	
Zavala CO SO	0
Crystal City PD	21