

7

SEXUAL ASSAULT

SEXUAL ASSAULT

In response to a growing concern about Sexual Assault incidents, the 80th Texas Legislative Session passed HB 76. The Bill requires the Texas DPS to establish guidelines and collect, as part of the UCR Program, data about incidents that contain specific sexual assault offenses. Sexual Assault crime data collection was required to begin in calendar year 2008. Special consideration had to be taken to disseminate the data collection guidelines for Sexual Assault reporting due to the nature of the difference between UCR offense definitions and Texas penal code definitions. In the Texas UCR program, rape is the only offense collected under the crime index, and that limits the reporting to that of only female victims with male offenders. Because there is greater variance in the offenses collected in the compilation of Sexual Assault data, this data collection should in no way be compared to the statistics maintained in the UCR Program.

ANALYSIS

Volume

The total number of Texas Sexual Assault incidents in 2012 was 17,835. This represented a 1.39 percent decrease when compared to 2011. These incidents involved 18,760 victims (down 1.3 percent from 2011) and 18,714 offenders (down 1.6 percent from 2011).

Sexual Assault Quick Stats			
	2012	2011	% Change
Number of Incidents	17,835	18,088	-1.39
Number of Victims	18,760	19,011	-1.32
Number of Offenders	18,714	19,019	-1.60

Victim's Relationship

The most significant number of sexual assault victims (in relation to the offender) were: female acquaintances (17.6%), other female family members (11.0%), female strangers (9.10%), female friends (8.58%), girlfriends (7.24%),

unknown females (5.77%), daughters (5.64%), stepdaughters (5.48%), and otherwise known females (5.36%). Most sexual assault victims were non-family members (55.2%), while 44.8% of victims were related to the offender.

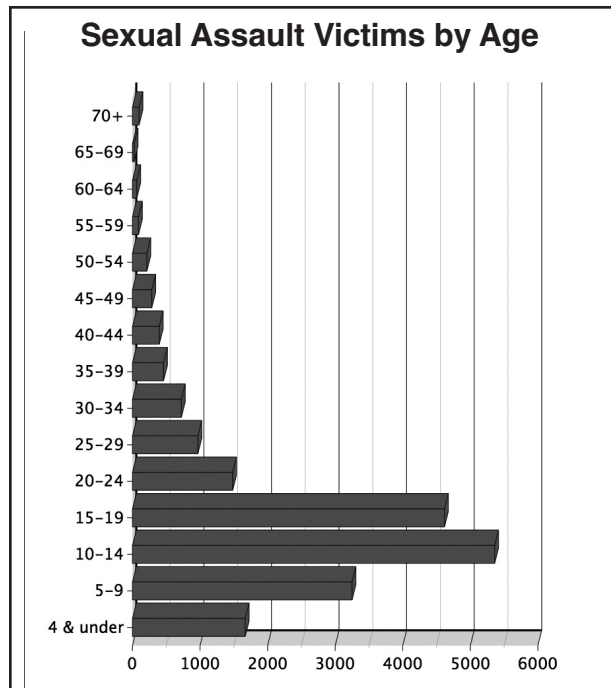
Relationship of Victim to Offender			
Type	Group %	Relationship of Victim	% Total
Romantic	10.1	Husband	0.00
		Wife	1.54
		Common-Law Husband	0.00
		Common-Law Wife	0.60
		Ex-Husband	0.00
		Ex-Wife	0.49
		Boyfriend	0.15
		Girlfriend	7.24
		Homosexual Female	0.05
Homosexual Male	0.08		
Parental/Child	15.8	Father	0.03
		Mother	0.12
		Son	1.21
		Daughter	5.64
		Stepfather	0.02
		Stepmother	0.16
		Stepson	0.38
		Stepdaughter	5.48
		Grandfather	0.02
		Grandmother	0.06
		Grandson	0.35
Granddaughter	2.33		
Other Family	18.9	Brother	0.67
		Sister	2.39
		Stepbrother	0.49
		Stepsister	1.10
		Male In-Law	0.02
		Female In-Law	0.45
		Other Male Family Member	2.78
		Other Female Family Member	11.00
		Friend-Male	1.31
Other	55.2	Friend-Female	8.58
		Acquaintance-Male	2.00
		Acquaintance-Female	17.6
		Neighbor (Male & Female)	1.80
		Babysittee	0.74
		Employer	0.07
		Employee	0.29
		Otherwise Known-Male	0.82
		Otherwise Known-Female	5.36
		Stranger-Male	0.85
		Stranger-Female	9.10
		Unknown-Male	0.89
		Unknown-Female	5.77

Shaded and **bolded** entries represent significant percentages.

Victims

Incidents of sexual assault in 2012 involved 19,704 victims. Of the victims whose sex was known, 12.7 percent were male and 87.3 percent were female. The age group with the highest number of victims was the 10-to-14 year-old bracket.

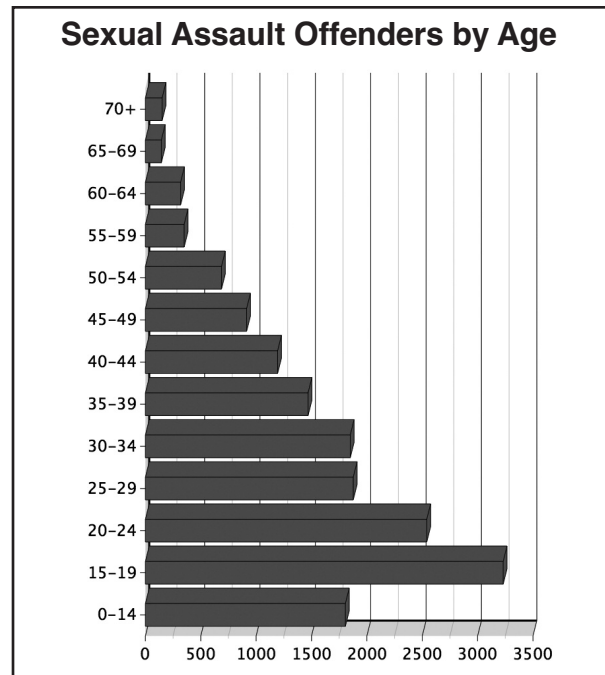
Of the victims whose ethnicity was known, 40 percent were Hispanic and 60 percent were not Hispanic. For the victims whose race was known, 80 percent were listed as White, 19 percent were Black, and 1 percent were American Indian or Alaskan Native and Asian or Pacific Islander. Of the White victims, 87 percent were female, 87 percent of the Black victims were female, 89 percent of the American Indian or Alaskan Native victims were female and 94 percent of the Asian or Pacific Islander victims were female.



Offenders

In 2012, 18,857 offenders were involved in incidents of sexual assault. Of the offenders whose sex was known, 96 percent were male and 4 percent were female. The age group showing the highest number of offenders was the 15-to-19 year-old bracket.

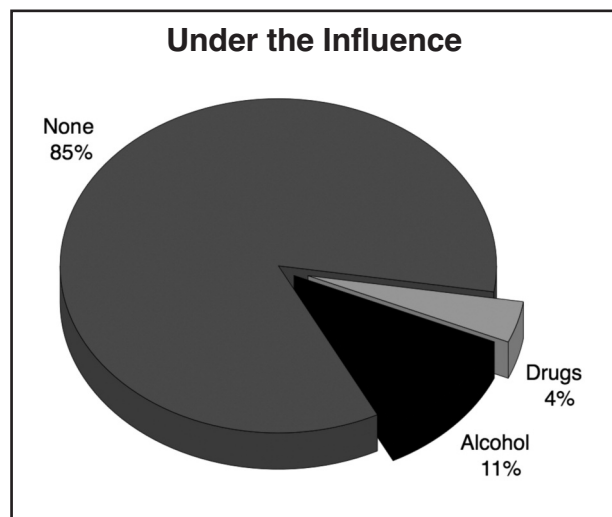
Of the offenders whose ethnicity was known, 42 percent were Hispanic and 58 percent were not Hispanic. Of the offenders whose race was known, 75 percent were White, 24 percent were Black, and 1 percent were American Indian or Alaskan Native and Asian or Pacific Islander. An examination of



offenders by race finds that 96 percent of the White offenders were male, 96 percent of the Black offenders were male, 93 percent of the American Indian or Alaskan Native offenders were male, and 96 percent of the Asian or Pacific Islander offenders were male.

Under the Influence

Included in the sexual assault data collection is whether or not the offender is under the influence of drugs or alcohol at the time of the incident. In 85% of the incidents, it was reported that neither drugs nor alcohol was involved. Alcohol was involved in 11% of the incidents and drugs were involved in 4% if the reported incidents.



Offenses

Offense information in the sexual assault data collection program is collected according to Texas Penal codes. Complete offense definitions are available in the appendix to this publication. Offense information is collected on six sexual assault categories: Continuous Sexual Abuse of Young Child, Indecency with a Child by Contact, Indecency with a Child by Exposure, Sexual Assault, Aggravated Sexual Assault and Sexual Performance by a Child.

Of these six offenses, Sexual Assault accounted for 44.8 percent of all offenses reported.

Sexual Assault Offenses	
Offense	%
Section 21.02 Continuous Sexual Abuse of Young Child or Children	2.5
Section 21.11(a)(1) Indecency with a Child by Contact	25.5
Section 21.11(a)(2) Indecency with a Child by Exposure	4.7
Section 22.011 Sexual Assault	44.8
Section 22.021 Aggravated Sexual Assault	21.6
Section 43.25 Sexual Performance by a Child	0.9

Weapons

The most common weapon involved in sexual assault cases was physical force through the use of personal weapons, which accounts for 94.1 percent of the incidents.

Sexual Assault Weapons	
Weapon	%
Asphyxiation	0.3
Blunt Object	0.4
Drugs	1.7
Firearm	1.3
Knife/ Cutting Instrument	1.2
Personal	94.1
Other	1.0

Location

Residences and homes were the most frequently occurring locations of sexual assaults during 2012, and Other/Unknown was the second most common location.

Sexual Assault Locations	
Locations	%
Bar/Night Club	0.5
Church/Synagogue/Temple	0.3
Commercial/Office Building	0.7
Construction Site	0.02
Convenience Store	0.2
Drug Store/Dr's Office/Hospital	0.5
Field/Woods	1.9
Government/Public Building	0.4
Highway/Road/Alley	3.9
Hotel/Motel	2.8
Jail/Prison	0.2
Lake/Waterway	0.3
Parking Lot/Garage	2.1
Residence/Home	75.3
School/College	2.5
Other/Unknown	8.4

2012 SEXUAL ASSAULT BY JURISDICTION

AGENCY	INCIDENTS
ANDERSON COUNTY	
Anderson CO SO	23
Palestine PD	16
Frankston PD	1
ANDREWS COUNTY	
Andrews CO SO	5
Andrews PD	13
ANGELINA COUNTY	
Angelina CO SO	8
Diboll PD	7
Huntington PD	8
Lufkin PD	31
Hudson PD	6
ARANSAS COUNTY	
Aransas CO SO	19
Aransas Pass PD	12
Rockport PD	8
ARCHER COUNTY	
Archer CO SO	1
Archer City PD	1
Holiday PD	0
ARMSTRONG COUNTY	
Armstrong CO SO	0
ATASCOSA COUNTY	
Atascosa CO SO	20
Lytle PD	0
Pleasanton PD	9
Poteet PD	1
Jourdanton PD	3
AUSTIN COUNTY	
Austin CO SO	9
Bellville PD	2
Sealy PD	0
Wallis PD	1
San Felipe PD	2
Sealy ISD PD	0
BAILEY COUNTY	
Bailey CO SO	0
Muleshoe PD	1
BANDERA COUNTY	
Bandera CO SO	8
BASTROP COUNTY	
Bastrop CO SO	48
Bastrop PD	5
Elgin PD	5
Smithville PD	1
Baylor COUNTY	
Baylor CO SO	0
Seymour PD	1
BEE COUNTY	
Bee CO SO	4

AGENCY	INCIDENTS
Beeville PD	10
BELL COUNTY	
Bell CO SO	22
Belton PD	26
Harker Heights PD	18
Killeen PD	240
Nolanville PD	12
Temple PD	71
Central Texas College PD	1
Morgans Point Resort PD	5
Killeen ISD PD	4
Troy PD	0
Salado PD	0
Univ of Mary Hardin Baylor PD	1
BEXAR COUNTY	
Bexar CO SO	177
San Antonio PD	0
Alamo Heights PD	4
Balcones Heights PD	0
Castle Hills PD	0
Converse PD	8
Hill Country Village PD	1
Hollywood Park PD	0
Kirby PD	1
Leon Valley PD	3
Olmos Park PD	0
Shavano Park PD	0
Terrell Hills PD	0
Universal City PD	18
Windcrest PD	0
Live Oak PD	1
UT H/S San Antonio PD	0
UT San Antonio PD	1
Judson ISD PD	1
Alamo Community College	0
Selma PD	4
Somerset PD	0
Helotes PD	1
Trinity University PD	2
St. Mary's University PD	0
East Central ISD PD	0
North East ISD PD	0
Fair Oaks Ranch PD	0
TAMU San Antonio PD	0
BLANCO COUNTY	
Blanco CO SO	1
Blanco PD	1
Johnson City PD	0
BORDEN COUNTY	
Borden CO SO	0
BOSQUE COUNTY	
Bosque CO SO	3
Clifton PD	1
Valley Mills PD	1
Meridian PD	0

AGENCY	INCIDENTS
BOWIE COUNTY	
Bowie CO SO	50
De Kalb PD	0
Nash PD	4
New Boston PD	4
Texarkana PD	51
Wake Village PD	1
Hooks PD	0
BRAZORIA COUNTY	
Brazoria CO SO	12
Alvin PD	27
Angleton PD	12
Clute PD	3
Danbury PD	4
Freeport	24
Lake Jackson PD	7
Manvel PD	1
Pearland PD	41
Richwood PD	1
Sweeny PD	0
West Columbia PD	0
Alvin Comm Coll PD	0
Brazoria PD	1
Brookside Village PD	0
Jones Creek PD	0
Surfside Beach PD	0
Oyster Creek PD	0
Alvin ISD PD	6
Angleton ISD PD	1
BRAZOS COUNTY	
Columbia-Brazoria ISD PD	0
Brazos CO SO	5
Bryan PD	95
College Station PD	42
TX A&M Univ PD	2
BREWSTER COUNTY	
Brewster CO SO	2
Alpine PD	1
Sul Ross State Univ PD	0
BRISCOE COUNTY	
Briscoe CO SO	1
BROOKS COUNTY	
Brooks CO SO	1
Falfurrias PD	1
BROWN COUNTY	
Brown CO SO	6
Bangs PD	0
Brownwood PD	39
Early PD	0
BURLESON COUNTY	
Burleson CO SO	15
Caldwell PD	1
Somerville PD	2

AGENCY	INCIDENTS
BURNET COUNTY	
Burnet CO SO	13
Burnet PD	1
Marble Falls PD	5
Bertram PD	0
Granite Shoals PD	8
Horseshoe Bay PD	1
CALDWELL COUNTY	
Caldwell CO SO	11
Lockhart PD	9
Luling PD	9
Martindale PD	0
CALHOUN COUNTY	
Calhoun CO SO	4
Point Comfort PD	0
Port Lavaca PD	18
CALLAHAN COUNTY	
Callahan CO SO	3
Baird PD	0
Clyde PD	2
CAMERON COUNTY	
Cameron CO SO	86
Brownsville PD	165
Combes PD	4
Harlingen PD	106
La Feria PD	0
Los Fresnos PD	4
Port Isabel PD	2
Primera PD	0
Rio Hondo PD	1
San Benito PD	7
Santa Rosa PD	0
UT Brownsville PD	0
South Padre Island PD	13
TSTC Harlingen PD	0
Palm Valley PD	0
Laguna Vista PD	2
Rancho Viejo PD	0
Port of Brownsville PD	0
CAMP COUNTY	
Camp CO SO	4
Pittsburg PD	2
CARSON COUNTY	
Carson CO SO	1
Panhandle PD	0
CASS COUNTY	
Cass CO SO	4
Atlanta PD	10
Hughes Springs PD	0
Linden PD	0
Queen City PD	2
Bloomberg PD	0
CASTRO COUNTY	
Castro CO SO	1
Dimmit PD	1
CHAMBERS COUNTY	
Chambers CO SO	18
Mont Belvieu PD	7
Barbers Hill ISD PD	1

AGENCY	INCIDENTS
CHEROKEE COUNTY	
Cherokee CO SO	22
Jacksonville PD	25
Rusk PD	5
CHILDRESS COUNTY	
Childress CO SO	0
Childress PD	3
CLAY COUNTY	
Clay CO SO	1
COCHRAN COUNTY	
Cochran CO SO	3
COKE COUNTY	
Coke CO SO	0
COLEMAN COUNTY	
Coleman PD	0
Coleman PD	4
Santa Anna PD	1
COLLIN COUNTY	
Collin CO SO	58
Allen PD	49
Celina PD	1
Farmersville PD	2
Frisco PD	43
McKinney PD	91
Plano PD	147
Prosper PD	3
Wylie PD	5
Princeton PD	6
Melissa PD	1
Murphy PD	1
Parker PD	0
Lavon PD	0
Anna PD	2
COLLINSWORTH COUNTY	
Collinsworth CO SO	0
COLORADO COUNTY	
Colorado CO SO	3
Columbus PD	2
Eagle Lake PD	0
Weimar PD	1
COMAL COUNTY	
Comal CO SO	43
New Braunfels PD	35
Garden Ridge PD	1
Bulverde PD	2
COMANCHE COUNTY	
Comanche CO SO	5
Comanche PD	7
Deleon PD	1
CONCHO COUNTY	
Concho CO SO	1
Gainsville PD	15
Valley View PD	0
Oak Ridge PD	0
CORYELL COUNTY	
Coryell CO SO	3
Copperas Cove PD	58
Gatesville PD	12

AGENCY	INCIDENTS
COTTLE COUNTY	
Cottle CO SO	0
Paducah PD	0
CRANE COUNTY	
Crane CO SO	0
Crane PD	1
CROSBY COUNTY	
Crosby CO SO	0
Crosbyton PD	0
Lorenzo PD	0
Ralls PD	0
CULBERSON COUNTY	
Culberson CO SO	0
DALLAM COUNTY	
Dallam CO SO	0
Dalhart PD	8
DALLAS COUNTY	
Dallas CO SO	1
Dallas PD	1,175
Addison PD	4
Balch Springs PD	34
Carrollton PD	30
Cedar Hill PD	30
Cockrell Hill PD	2
Coppell PD	5
Desoto PD	37
Duncanville PD	20
Farmers Branch PD	4
Garland PD	192
Grand Prairie PD	141
Highland Park PD	0
Hutchins PD	1
Irving PD	162
Lancaster PD	22
Mesquite PD	101
Richardson PD	32
Sachse PD	7
Seagoville PD	5
University Park PD	1
Wilmer PD	4
UT Med School Dallas PD	0
UT Dallas PD	1
Eastfield College PD	0
Rowlett PD	25
Richland College PD	0
North Lake College PD	0
Mountain View College PD	0
Brookhaven College PD	0
Glenn Heights PD	14
Dallas CO Hospital District PD	0
Baylor Health Care System PD	2
SO Methodist University PD	4
Ovilla PD	1
Cedar Hill ISD PD	0
DAWSON COUNTY	
Dawson CO SO	0
Lamesa PD	14
DEAF SMITH COUNTY	
Deaf Smith CO SO	2
Hereford PD	13

AGENCY	INCIDENTS
DELTA COUNTY	
Delta CO SO	0
DENTON COUNTY	
Denton CO SO	56
Argyle PD	1
Denton PD	130
Lake Dallas PD	5
Lewisville PD	81
Pilot Point PD	4
Sanger PD	8
TX Woman's Univ PD	1
University of North Texas PD	1
Flower Mound PD	4
Little Elm PD	4
Aubrey PD	3
The Colony PD	23
Highland Village PD	5
Corinth PD	1
Double Oak PD	0
Hickory Creek PD	1
Roanoke PD	3
Trophy Club PD	2
Ponder PD	1
Krugerville	1
Northlake PD	0
DEWITT COUNTY	
Dewitt CO SO	6
Cuero PD	4
Yorktown PD	4
DICKENS COUNTY	
Dickens CO SO	0
Spur PD	0
DIMMITT COUNTY	
Dimmitt CO SO	14
DONLEY COUNTY	
Donley CO SO	2
DUVAL COUNTY	
Duval CO SO	0
San Diego PD	1
Freer PD	1
EASTLAND COUNTY	
Eastland CO SO	2
Cisco PD	6
Eastland PD	0
Gorman PD	1
Ranger PD	4
Rising Star PD	0
ECTOR COUNTY	
Ector CO SO	28
Odessa PD	90
UT Permian Basin PD	0
Ector CO ISD PD	5
EDWARDS COUNTY	
Edwards CO SO	0
ELLIS COUNTY	
Ellis CO SO	21
Ennis PD	3
Ferris PD	2
Italy PD	1

AGENCY	INCIDENTS
Midlothian PD	4
Milford PD	1
Palmer PD	0
Red Oak PD	8
Waxahachie PD	17
EL PASO COUNTY	
El Paso CO SO	29
Anthony PD	1
El Paso PD	551
UT El Paso PD	1
El Paso Community College	0
Clint PD	0
El Paso ISD PD	0
Horizon City PD	9
Socorro PD	4
Socorro ISD PD	0
ERATH COUNTY	
Erath CO SO	5
Dublin PD	2
Stephenville PD	15
Tarleton State Univ PD	1
FALLS COUNTY	
Falls CO SO	0
Lott PD	1
Marlin PD	10
Rosebud PD	0
FANNIN COUNTY	
Fannin CO SO	17
Bonham PD	10
Trenton PD	1
Leonard PD	0
FAYETTE COUNTY	
Fayette CO SO	0
La Grange PD	3
Schulenburg PD	1
Flatonia PD	0
FISHER COUNTY	
Fisher CO SO	3
FLOYD COUNTY	
Floyd CO SO	0
Floydada PD	0
Lockney PD	0
FOARD COUNTY	
Foard CO SO	0
Crowell PD	0
FORT BEND COUNTY	
Fort Bend CO SO	191
Missouri City PD	19
Richmond PD	11
Rosenberg PD	30
Stafford PD	8
Sugar Land PD	5
Needville PD	4
Arcola PD	1
Meadows Place PD	0
Fort Bend ISD	0
FRANKLIN COUNTY	
Franklin CO SO	4

AGENCY	INCIDENTS
FREESTONE COUNTY	
Freestone CO SO	5
Fairfield PD	0
Teague PD	2
Wortham PD	0
FRIO COUNTY	
Frio CO SO	1
Pearsall PD	2
Dilley PD	1
GAINES COUNTY	
Gaines CO SO	0
Seagraves PD	0
Seminole PD	1
GALVESTON COUNTY	
Galveston CO SO	3
Dickinson PD	17
Friendswood PD	7
Galveston PD	66
Hitchcock PD	1
Kemah PD	2
La Marque PD	11
League City PD	40
Texas City PD	29
UTMB-Galveston PD	1
TX A&M Galveston PD	0
Jamaica Beach PD	0
Santa Fe PD	16
Bayou Vista PD	0
College of the Mainland PD	0
Galveston ISD PD	0
GARZA COUNTY	
Garza CO SO	1
GILLESPIE COUNTY	
Gillespie CO SO	5
Fredericksburg PD	4
GLASSCOCK COUNTY	
Glasscock CO SO	0
GOLIAD COUNTY	
Goliad CO SO	8
GONZALES COUNTY	
Gonzales CO SO	8
Gonzales PD	8
Nixon PD	1
Waelder PD	2
GRAY COUNTY	
Gray CO SO	6
Pampa PD	13
GRAYSON COUNTY	
Grayson CO SO	42
Collinsville PD	1
Denison PD	42
Pottsboro PD	1
Sherman PD	38
Van Alstyne PD	1
Whitesboro PD	8
Whitewright PD	0
Howe PD	0
Grayson CO College PD	0
Austin College PD	0

AGENCY	INCIDENTS
Tiogoa PD	.1
Southmayd PD	0
Tom Bean PD	0
GREGG COUNTY	
Gregg CO SO	36
Gladewater PD	13
Kilgore PD	21
Longview PD	37
White Oak PD	6
GRIMES COUNTY	
Grimes CO SO	10
Navasota PD	3
GUADALUPE COUNTY	
Guadalupe CO SO	38
Schertz PD	18
Seguin PD	28
Cibolo PD	7
HALE COUNTY	
Hale CO SO	0
Aabernathy PD	.1
Hale Center PD	.1
Plainview PD	5
HALL COUNTY	
Hall CO So	0
Memphis PD	0
HAMILTON COUNTY	
Hamilton CO SO	6
HANSFORD COUNTY	
Hansford CO SO	0
Gruver PD	0
Spearman PD	2
HARDEMAN COUNTY	
Hardeman CO SO	2
Chillicothe	0
HARDIN COUNTY	
Hardin CO SO	17
Kountze PD	0
Silsbee PD	4
Sour Lake PD	1
Lumberton PD	8
HARRIS COUNTY	
Harris CO SO	522
Houston PD	1,493
Baytown PD	44
Bellaire PD	2
Deer Park PD	20
Galena Park PD	13
Humble PD	22
Jacinto City PD	0
Jersey Village PD	6
La Porte PD	52
Pasadena PD	194
Seabrook PD	.1
South Houston PD	17
Southside Place PD	0
Spring Valley PD	.1
Tomball PD	10
Memorial Village PD	.1
Webster PD	9

AGENCY	INCIDENTS
West University Place PD	2
Katy PD	9
Nassau Bay PD	4
UT Houston PD	1
University of Houston PD	1
Texas Southern University	3
Rice University PD	1
University Houston Clearlake PD	0
Hedwig Village PD	0
University Houston Downtown PD	0
Houston Community College PD	0
Houston Metro Transit PD	0
Klein ISD PD	0
Houston Baptist University PD	0
Lakeview PD	1
Katy ISD PD	4
Port of Houston PD	0
Spring Branch ISD PD	1
Spring ISD	5
Pasadena ISD PD	0
Aldine ISD	0
Humble ISD PD	2
HARRISON COUNTY	
Harrison CO SO	0
Hallsville PD	3
Marshall PD	12
TX State Tech College DPS	0
Hallsville ISD PD	0
HARTLEY COUNTY	
Hartley CO SO	1
HASKELL COUNTY	
Haskell CO SO	2
Haskell PD	0
HAYS COUNTY	
Hays CO SO	27
San Marcos PD	34
Texas State Univ PD	1
Kyle PD	1
Buda PD	2
HEMPHILL COUNTY	
Hemphill CO SO	0
HENDERSON COUNTY	
Henderson CO SO	43
Athens PD	13
Malakoff PD	5
Seven Points PD	0
Gun Barrel City PD	6
Tool PD	1
HIDALGO COUNTY	
Hidalgo CO SO	255
Alamo PD	24
Donna PD	8
Edcouch PD	1
Edinburg PD	78
Elsa PD	0
Hidalgo PD	5
La Villa PD	3
McAllen PD	124
Mercedes PD	10
Mission PD	30

AGENCY	INCIDENTS
Pharr PD	45
San Juan PD	20
Weslaco PD	23
La Joya PD	0
UT Pan American PD	.1
Palmview PD	0
Alton PD	7
Progreso PD	2
Edinburg CISD PD	2
Penitas PD	5
Sullivan City PD	0
Palmhurst PD	0
HILL COUNTY	
Hill CO SO	12
Hillsboro PD	8
Hubbard PD	0
Itasca PD	3
Whitney PD	2
HOCKLEY COUNTY	
Hockley CO SO	4
Levelland PD	11
South Plains College PD	0
HOOD COUNTY	
Hood CO SO	9
Granbury PD	4
Tolar PD	0
HOPKINS COUNTY	
Hopkins CO SO	6
Cumby PD	0
Sulphur Springs PD	12
HOUSTON COUNTY	
Houston CO SO	0
Crockett PD	0
Grapeland PD	1
HOWARD COUNTY	
Howard CO SO	3
Big Spring PD	42
HUDSPETH COUNTY	
Hudspeth CO SO	1
HUNT COUNTY	
Hunt CO SO	34
Commerce PD	12
Greenville PD	16
Wolfe City PD	3
TX A&M Univ-Commerce PD	0
Caddo Mills PD	1
West Tawakoni PD	0
Hawk Cove PD	1
HUTCHINSON COUNTY	
Hutchinson CO SO	8
Borger PD	2
IRION COUNTY	
Irion CO SO	1
JACK COUNTY	
Jack CO SO	4
Jacksboro PD	18

AGENCY	INCIDENTS
JACKSON COUNTY	
Jackson CO SO	.1
Edna PD	.5
Ganado PD	.0
JASPER COUNTY	
Jasper CO SO	.13
Jasper PD	.9
Kirbyville PD	.3
JEFF DAVIS COUNTY	
Jeff Davis CO SO	.0
JEFFERSON COUNTY	
Jefferson CO SO	.25
Beaumont PD	.184
Groves PD	.18
Nederland PD	.5
Port Arthur PD	.78
Port Neches PD	.2
Lamar University PD	.3
JIM HOGG COUNTY	
Jim Hogg CO SO	.0
JIM WELLS COUNTY	
Jim Wells CO SO	.8
Alice PD	.36
Premont PD	.0
Orange Grove PD	.0
JOHNSON COUNTY	
Johnson CO SO	.66
Alvarado PD	.6
Burleson PD	.27
Cleburne PD	.38
Joshua PD	.7
Keene PD	.0
Venus PD	.0
Godley PD	.0
JONES COUNTY	
Jones CO SO	.0
Anson PD	.2
Hamlin PD	.2
Stamford PD	.2
Hawley PD	.1
KARNES COUNTY	
Karnes CO SO	.0
Karnes City PD	.2
Kenedy PD	.2
KAUFMAN COUNTY	
Kaufman CO SO	.43
Forney PD	.8
Kaufman PD	.6
Terrell PD	.11
Crandall PD	.1
KENDALL COUNTY	
Kendall CO SO	.18
Boerne PD	.4
KENEDY COUNTY	
Kenedy CO SO	.4
KENT COUNTY	
Kent CO SO	.0

AGENCY	INCIDENTS
KERR COUNTY	
Kerr CO SO	.25
Kerrville PD	.35
Ingram PD	.2
KIMBLE COUNTY	
Kimble CO SO	.3
Junction PD	.2
KING COUNTY	
King CO SO	.0
KINNEY COUNTY	
Kinney CO SO	.0
KLEBERG COUNTY	
Kleberg CO SO	.2
Kingsville PD	.25
TX A&M Kingsville PD	.0
KNOX COUNTY	
Knox CO SO	.0
Munday PD	.0
LAMAR COUNTY	
Lamar CO SO	.3
Paris PD	.66
Paris Junior College PD	.1
Reno PD	.3
LAMB COUNTY	
Lamb CO SO	.3
Littlefield PD	.5
Olton PD	.0
LAMPASAS COUNTY	
Lampasas CO SO	.2
Lampasas PD	.12
Lometa PD	.0
LA SALLE COUNTY	
LaSalle CO SO	.1
LAVACA COUNTY	
Lavaca CO SO	.2
Hallettsville PD	.2
Yoakum PD	.7
Moulton PD	.0
LEE COUNTY	
Lee CO SO	.7
Giddings PD	.4
Lexington PD	.3
LEON COUNTY	
Leon CO SO	.9
LIBERTY COUNTY	
Liberty CO SO	.25
Cleveland PD	.3
Dayton PD	.12
Liberty PD	.8
LIMESTONE COUNTY	
Limestone CO SO	.6
Groesbeck PD	.7
Mexia PD	.10
Mexia ISD PD	.0

AGENCY	INCIDENTS
LIPSCOMB COUNTY	
Lipscomb CO SO	.0
LIVE OAK COUNTY	
Live Oak CO SO	.7
Three Rivers PD	.1
LLANO COUNTY	
Llano CO SO	.3
Llano PD	.0
Sunrise Beach PD	.0
LOVING COUNTY	
Loving CO SO	.0
LUBBOCK COUNTY	
Lubbock CO SO	.42
Idalou PD	.1
Lubbock PD	.285
Shallowater PD	.0
Slaton PD	.11
TX Tech Univ PD	.4
Wolfforth PD	.0
Ransom Canyon PD	.1
New Deal PD	.0
LYNN COUNTY	
Lynn CO SO	.0
Tahoka PD	.4
O'Donnell PD	.0
MCCULLOCH COUNTY	
McCulloch CO SO	.2
Brady PD	.4
MCLENNAN COUNTY	
McLennan CO SO	.49
Bellmead PD	.14
Beverly Hills PD	.2
Hewitt PD	.4
Lacy-Lakeview PD	.16
Lorena PD	.1
McGregor PD	.2
Robinson PD	.2
Waco PD	.160
West PD	.2
Woodway PD	.5
McLennan Comm College PD	.0
Riesel PD	.1
TSTC Waco PD	.2
Baylor University PD	.3
Bruceville-Eddy PD	.0
MCMULLEN COUNTY	
McMullen CO SO	.0
MADISON COUNTY	
Madison CO SO	.2
Madisonville PD	.5
MARION COUNTY	
Marion CO SO	.18
Jefferson PD	.5
MARTIN COUNTY	
Martin CO SO	.0
Stanton PD	.1

AGENCY	INCIDENTS
MASON COUNTY	
Mason CO SO	0
MATAGORDA COUNTY	
Matagorda CO SO	13
Bay City PD	38
Palacios PD	3
Bay City ISD PD	1
MAVERICK COUNTY	
Maverick CO SO	15
Eagle Pass PD	1
MEDINA COUNTY	
Medina CO SO	8
Castroville PD	5
Devine PD	1
Hondo PD	8
MENARD COUNTY	
Menard CO SO	0
MIDLAND COUNTY	
Midland CO SO	6
Midland PD	0
Midland ISD PD	0
MILAM COUNTY	
Milam CO SO	6
Cameron PD	8
Rockdale PD	2
Thorndale PD	1
MILLS COUNTY	
Mills CO SO	0
MITCHELL COUNTY	
Mitchell CO SO	0
Colorado City PD	1
MONTAGUE COUNTY	
Montague CO SO	8
Bowie PD	7
Nocona PD	0
MONTGOMERY COUNTY	
Montgomery CO SO	263
Conroe PD	22
Splendora PD	1
Roman Forest PD	1
Magnolia PD	1
Shenandoah PD	0
Willis PD	1
Stagecoach PD	0
Oak Ridge North PD	1
Montgomery PD	1
Woodbranch PD	1
Conroe ISD PD	4
MOORE COUNTY	
Moore CO SO	0
Dumas PD	7
Sunray PD	0
Cactus PD	0
MORRIS COUNTY	
Morris CO SO	0
Daingerfield PD	1
Lone Star PD	2

AGENCY	INCIDENTS
Omaha PD	1
Naples PD	1
MOTLEY COUNTY	
Motley CO SO	0
NACOGDOCHES COUNTY	
Nacogdoches CO SO	14
Nacogdoches PD	13
Stephen F Austin Univ PD	7
NAVARRO COUNTY	
Navarro CO SO	6
Corsicana PD	42
Kerens PD	1
NEWTON COUNTY	
Newton CO SO	0
NOLAN COUNTY	
Nolan CO SO	1
Roscoe PD	0
Sweetwater PD	36
TSTC Sweetwater PD	0
NUECES COUNTY	
Nueces CO SO	5
Bishop PD	3
Corpus Christi PD	581
Robstown PD	6
Port Aransas PD	1
TX A&M Univ Corpus Christi PD	0
Driscoll PD	0
OCHILTREE COUNTY	
Ochiltree CO SO	1
Perryton PD	8
OLDHAM COUNTY	
Oldham CO SO	1
ORANGE COUNTY	
Orange CO SO	8
Bridge City PD	6
Orange PD	16
Pinehurst PD	0
Vidor PD	13
West Orange PD	4
Rose City PD	0
PALO PINTO COUNTY	
Palo Pinto CO SO	6
Mineral Wells PD	23
PANOLA COUNTY	
Panola CO SO	6
Carthage PD	6
PARKER COUNTY	
Parker CO SO	12
Weatherford PD	20
Springtown PD	6
Hudson Oaks PD	0
Willow Park PD	2
PARMER COUNTY	
Parmer CO SO	1
Bovina PD	0
Friona PD	5
Farwell PD	0

AGENCY	INCIDENTS
PECOS COUNTY	
Pecos CO SO	0
Fort Stockton PD	4
POLK COUNTY	
Polk CO SO	57
Livingston PD	10
Corrigan PD	0
Onalaska PD	0
POTTER COUNTY	
Potter CO SO	4
Amarillo PD	263
Amarillo College PD	0
Amarillo Airport PD	0
PRESIDIO COUNTY	
Presidio CO SO	0
Presidio PD	0
RAINS COUNTY	
Rains CO SO	5
RANDALL COUNTY	
Randall CO SO	16
Canyon PD	3
West Texas A&M Univ PD	1
REAGAN COUNTY	
Reagan CO SO	0
REAL COUNTY	
Real CO SO	0
RED RIVER COUNTY	
Red River CO SO	7
Clarksville PD	0
Bogota PD	0
REEVES COUNTY	
Reeves CO SO	1
Pecos PD	5
REFUGIO COUNTY	
Refugio CO SO	0
Refugio PD	2
ROBERTS COUNTY	
Roberts CO SO	2
ROBERTSON COUNTY	
Robertson CO SO	8
Bremond PD	2
Calvert PD	0
Hearne PD	0
ROCKWALL COUNTY	
Rockwall CO SO	9
Rockwall PD	4
Royse City PD	6
Heath PD	0
RUNNELS COUNTY	
Runnels CO SO	0
Ballinger PD	0
Winters PD	3
RUSK COUNTY	
Rusk CO SO	21
Henderson PD	18

AGENCY	INCIDENTS
Overton PD	5
Tatum PD	0
SABINE COUNTY	
Sabine CO SO	7
Hemphill PD	0
SAN AUGUSTINE COUNTY	
San Augustine CO SO	1
San Augustin PD	0
SAN JACINTO COUNTY	
San Jacinto CO SO	25
SAN PATRICIO COUNTY	
San Patricio CO SO	11
Ingleside PD	9
Mathis PD	7
Portland PD	11
Sinton PD	6
Taft PD	1
Gregory PD	0
Taft ISD PD	1
SAN SABA COUNTY	
San Saba CO SO	0
San Saba PD	3
SCHLEICHER COUNTY	
Schleicher CO SO	0
SCURRY COUNTY	
Scurry CO SO	4
Snyder PD	5
SHACKELFORD COUNTY	
Shackelford CO SO	0
SHELBY COUNTY	
Shelby CO SO	6
Center PD	5
Timpson PD	3
SHERMAN COUNTY	
Sherman CO SO	0
Stratford PD	0
SMITH COUNTY	
Smith CO SO	42
Arp PD	0
Lindale PD	3
Troup PD	0
Tyler PD	92
Whitehouse PD	8
Tyler JR College PD	0
UT Tyler PD	0
UT HSC Tyler PD	0
Bullard PD	4
SOMERVELL COUNTY	
Somervell CO SO	10
STARR COUNTY	
Starr CO SO	3
La Grulla PD	1
Rio Grande City PD	4
Roma PD	12
Rio Grande City ISD PD	2

AGENCY	INCIDENTS
STEPHENS COUNTY	
Stephens CO SO	1
Breckenridge PD	9
STERLING COUNTY	
Sterling CO SO	0
STONEWALL COUNTY	
Stonewall CO SO	0
SUTTON COUNTY	
Sutton CO SO	0
Sonora PD	0
SWISHER COUNTY	
Swisher CO SO	2
Kress PD	0
Tulia PD	1
TARRANT COUNTY	
Tarrant CO SO	18
Arlington PD	259
Azle PD	14
Bedford PD	13
Benbrook PD	7
Blue Mound PD	0
Crowley PD	7
Dalworthington Gardens PD	1
Eules PD	33
Everman PD	5
Forest Hill PD	3
Fort Worth PD	894
Grapevine PD	15
Haltom City PD	38
Hurst PD	37
Kennedale PD	3
Lakeside PD	2
Lake Worth PD	2
Mansfield PD	44
North Richland Hills PD	19
Richland Hills PD	7
River Oaks PD	3
Saginaw PD	4
Sansom Park Village PD	2
Watauga PD	13
Westover Hills PD	0
Westworth PD	1
White Settlement PD	3
Keller PD	9
Pantego PD	0
Southlake PD	5
UT Arlington PD	6
D/FW Airport	0
Texas Christian Univ PD	3
Colleyville PD	1
Univ NO TX HSC PD	0
Tarrant CO Hosp District	1
TAYLOR COUNTY	
Taylor CO SO	6
Abilene PD	173
Merkel PD	2
Tye PD	0
Hardin Simmons Univ PD	0
Abilene Christian Univ	0

AGENCY	INCIDENTS
TERRELL COUNTY	
Terrell CO SO	0
TERRY COUNTY	
Terry CO SO	2
Brownfield PD	5
THROCKMORTON COUNTY	
Throckmorton CO SO	0
TITUS COUNTY	
Titus CO SO	10
Mount Pleasant PD	16
TOM GREEN COUNTY	
Tom Green CO SO	20
San Angelo PD	90
Angelo St. Univ PD	2
TRAVIS COUNTY	
Travis CO SO	228
Austin PD	503
Manor PD	8
Rollingwood PD	0
West Lake Hills PD	1
UT Austin PD	5
Pflugerville PD	17
Lakeway PD	0
Sunset Valley PD	0
Lago Vista PD	7
Jonestown PD	0
Mustang Ridge PD	0
Austin ISD PD	11
Bee Cave PD	2
Pflugerville ISD PD	0
TRINITY COUNTY	
Trinity CO SO	9
Trinity PD	0
TYLER COUNTY	
Tyler CO SO	17
Woodville PD	1
UPSHUR COUNTY	
Upshur CO SO	34
Big Sandy PD	0
Gilmer PD	6
East Mountain PD	1
UPTON COUNTY	
Upton CO SO	1
UVALDE COUNTY	
Uvalde CO SO	1
Uvalde PD	9
Sabinal PD	1
VAL VERDE COUNTY	
Val Verde CO SO	9
Del Rio PD	24
VAN ZANDT COUNTY	
Van Zandt CO SO	27
Canton PD	0
Edgewood PD	1
Grand Saline PD	0
Wills Point PD	0

AGENCY	INCIDENTS
VICTORIA COUNTY	
Victoria CO SO	34
Victoria PD	96
WALKER COUNTY	
Walker CO SO	21
Huntsville PD	43
WALLER COUNTY	
Waller CO SO	6
Brookshire PD	5
Waller PD	3
Hempstead PD	10
Prairie View A&M Univ PD	4
WARD COUNTY	
Ward CO SO	6
Monahans PD	5
WASHINGTON COUNTY	
Washington CO SO	3
Brenham PD	2
Blinn College PD	2
WEBB COUNTY	
Webb CO SO	15
Laredo PD	301
Laredo Comm College PD	0
TX A&M Int'l Univ PD	1
United ISD PD	0
WHARTON COUNTY	
Wharton CO SO	5
El Campo PD	14
Wharton PD	7
WHEELER COUNTY	
Wheeler CO SO	6
Shamrock PD	0

AGENCY	INCIDENTS
WICHITA COUNTY	
Wichita CO SO	8
Burkburnett PD	20
Electra PD	0
Iowa Park PD	9
Wichita Falls PD	187
Midwestern Univ PD	0
WILBARGER COUNTY	
Wilbarger CO SO	1
Vernon PD	16
WILLACY COUNTY	
Willacy CO SO	6
Lyford PD	2
Raymondville PD	6
Lyford CISD PD	0
Raymondville ISD PD	0
WILLIAMSON COUNTY	
Williamson CO SO	57
Florence PD	0
Georgetown PD	29
Granger PD	0
Hutto PD	3
Round Rock PD	69
Taylor PD	19
Southwestern Univ PD	1
Cedar Park PD	41
Leander PD	14
Thrall PD	0
Jarrell PD	0
WILSON COUNTY	
Wilson CO SO	9
Floresville PD	0
Poth PD	0
La Vernia PD	0
Floresville ISD PD	0

AGENCY	INCIDENTS
WINKLER COUNTY	
Winkler CO SO	5
Kermit PD	0
Wink PD	0
WISE COUNTY	
Wise CO SO	17
Bridgeport PD	1
Decatur PD	3
Runaway Bay PD	0
WOOD COUNTY	
Wood CO SO	27
Hawkins PD	0
Mineola PD	0
Quitman PD	4
Winnsboro PD	4
YOAKUM COUNTY	
Yoakum CO SO	3
Denver City PD	2
YOUNG COUNTY	
Young CO SO	9
Graham PD	18
Olney PD	1
ZAPATA COUNTY	
Zapata CO SO	5
ZAVALA COUNTY	
Zavala CO SO	5
Crystal City PD	3