

# FAMILY VIOLENCE

## DEFINITION

The Texas Family Code defines Family Violence as an act by a member of a family or household against another member that is intended to result in physical harm, bodily injury, assault, or a threat that reasonably places the member in fear of imminent physical harm. The law excludes the reasonable discipline of a child and defines abuse as physical injury that results in substantial harm or genuine threat; sexual contact, intercourse, or conduct; or compelling or encouraging the child to engage in sexual conduct.

By definition and for the purposes of family violence reports, ‘family’ includes individuals related by consanguinity (blood) or affinity, marriage or former marriage, biological parents of the same child, foster children, foster parents, and members or former members of the same household (including roommates). Senate Bill 68 of the 77th Legislature amended the Family Code to include “Dating Violence”. The “Dating Relationship” means a relationship between individuals who have or have had a continuing relationship of a romantic or intimate nature.

## ANALYSIS

### Volume

The total number of Texas family violence incidents in 2012 was 198,366. This represented an 11.5 percent increase when compared to 2011. These incidents involved 198,504 victims (down 2.9 percent from 2011) and 194,317 offenders (down 2.8 percent from 2011).

### 2012 FAMILY VIOLENCE QUICK STATS

	2012	2011	% Change
Incidents	198,366	177,983	+11.5
Victims	198,504	192,856	+2.9
Offenders	194,317	189,004	+2.8

## Victim/Offender Relationships

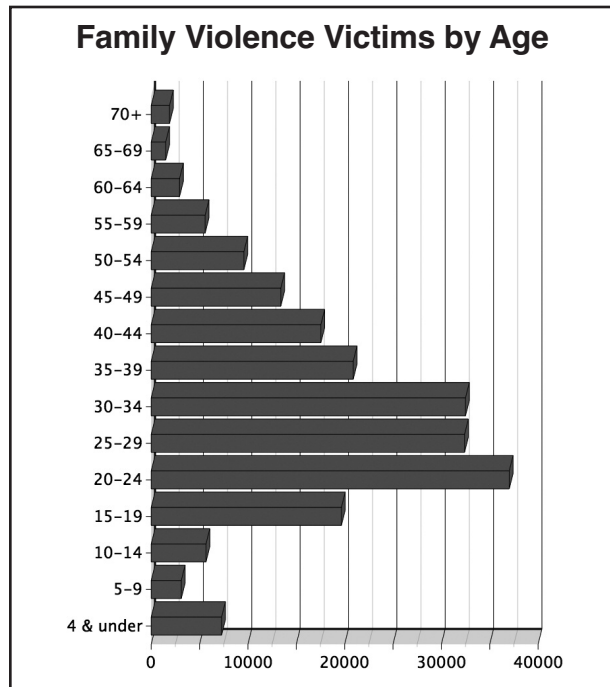
The largest percentage of family violence reports was between other family members. The second most commonly reported relationship among offenders and victims was married spouses and the third most common relationship was common law spouses.

Relationship		Relationship Victim to Offender	Total %
Type	%		
Marital	38%	Husband	4.3
		Wife	15.2
		Common-Law Husband	2.6
		Common-Law Wife	12.2
		Ex-Husband	0.9
		Ex-Wife	3.2
Parental / Child	16%	Father	2.2
		Mother	5.6
		Son	2.2
		Daughter	3.3
		Stepfather	0.8
		Stepmother	0.3
		Stepson	0.7
		Stepdaughter	0.9
		Foster Parent	0.0
		Foster Child	0.0
Other Family	46%	Grandfather	0.2
		Grandmother	0.5
		Grandson	0.1
		Granddaughter	0.3
		Brother	2.9
		Sister	3.9
		Stepbrother	0.1
		Stepsister	0.2
		Male Roommate	2.5
		Female Roommate	6.7
		Male In-Law	0.9
		Female In-Law	1.2
		Other Male Family Member	6.7
		Other Female Family Member	19.4

**Victims**

Incidents of family violence in 2012 involved 198,504 victims. Of the victims whose sex was known, 27 percent were male and 73 percent were female. The age group with the highest number of victims was the 20-to-24 year-old bracket.

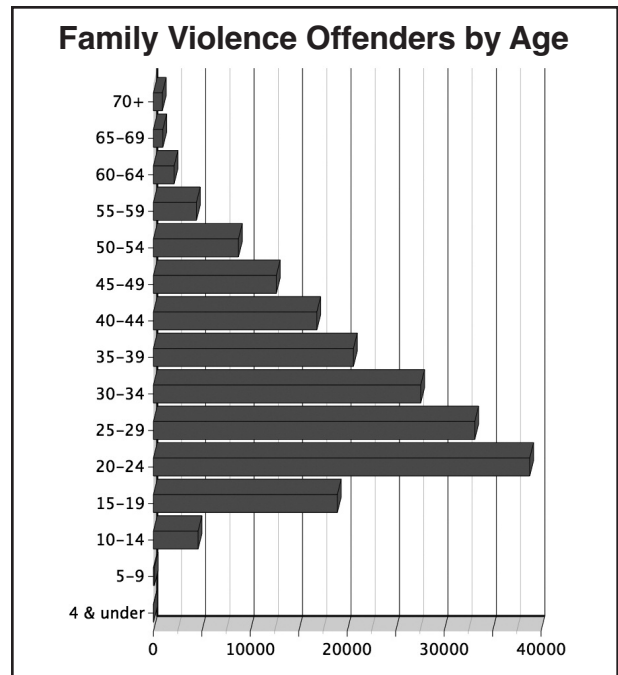
Of the victims whose ethnicity was known, 36 percent were Hispanic and 64 percent were not Hispanic. For the victims whose race was known, 71 percent were listed as White, 27 percent were Black, and 2 percent were American Indian, Alaskan Native, Asian, or Pacific Islander. Of the number of White victims, 73 percent were female, 73 percent of Black victims were female, 76 percent of American Indian or Alaskan Native victims were female and 71 percent of the Asian or Pacific Islander victims were female.



**Offenders**

In 2012, 194,317 offenders were involved in incidents of family violence. Of the offenders whose sex was known, 75 percent were male and 25 percent were female. The age group showing the highest number of offenders was the 20-to-24 year-old bracket.

Of the offenders whose ethnicity was known, 38 percent were Hispanic and 62 percent were not Hispanic. Of the offenders whose race was known, 69 percent were White, 30 percent were Black, and 1 percent were American Indian, Alaskan Native,



Asian or Pacific Islander. An examination of offenders by race finds that 74 percent of the White offenders were male, 76 percent of the Black offenders were male, 65 percent of the American Indian or Alaskan Native offenders were male, and 72 percent of the Asian or Pacific Islander offenders were male.

**Officer Assaults**

A serious problem inherent to police intervention and investigation of family violence incidents is the potential for law officers to be assaulted. In 2012, during the course of responding to family violence incidents, 277 Texas law officers were assaulted. By contrast, Uniform Crime Reports for 2012 listed 4,448 assaults on law officers during all types of police activity.

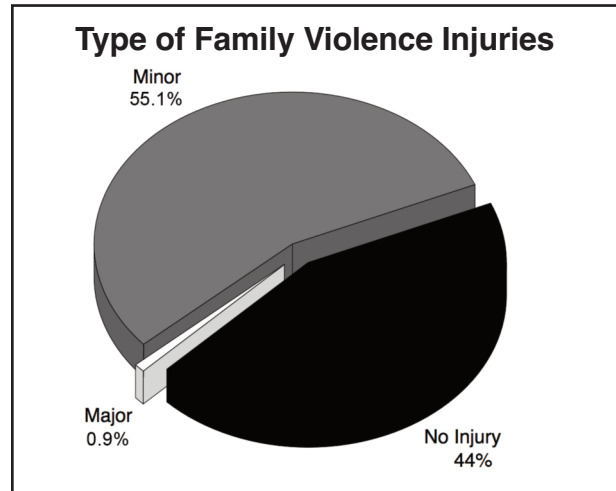
**Offenses**

Offense information in the family violence program is collected according to federal UCR guidelines and does not necessarily conform to Texas state definitions. Complete offense definitions are available in the appendix to this publication. Family violence offense information falls into six general categories: assaults, homicides, kidnapping/abductions, robberies, forcible sex offenses, and non-forcible sex offenses. Of the six main categories, assaults accounted for 96.7% of all offenses. Information for each individual crime is represented in the chart on the next page.

**FAMILY VIOLENCE OFFENSES**

Type	Group %	Offense	Total %
Assaults	96.7	Aggravated Assault	15
		Simple Assault	74.2
		Intimidation	7.5
Homicides	0.1	Murder & Nonnegligent Manslaughter	0.1
		Negligent Manslaughter	0.008
		Justifiable Homicide	0.0005
Kidnapping	0.3	Kidnapping/Abduction	0.3
Robbery	0.2	Robbery	0.2
Sex Offenses (Force)	2.5	Forcible Rape	1.0
		Forcible Sodomy	0.2
		Sexual Assault w/Object	0.2
		Forcible Fondling	1.1
Sex Offenses (Force)	0.2	Incest	0.1
		Statutory Rape	0.1

Of the apparent major injuries, Possible Internal Injuries accounted for 29 percent and Severe Laceration followed close behind with 27 percent. Other Major Injury came in at 20 percent, Unconsciousness at 12 percent and Broken Bones and Loss of Teeth rounded out the remaining 14 percent.

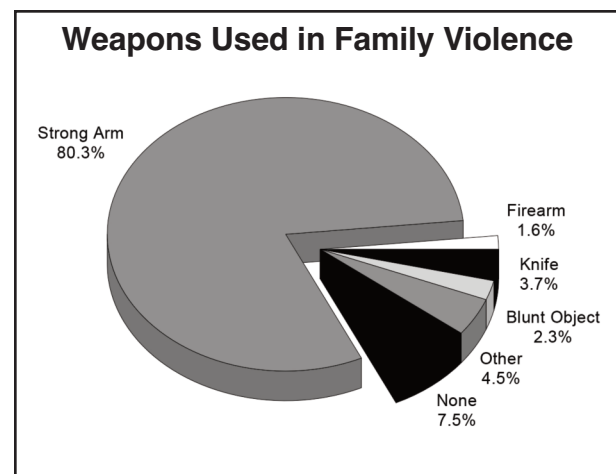
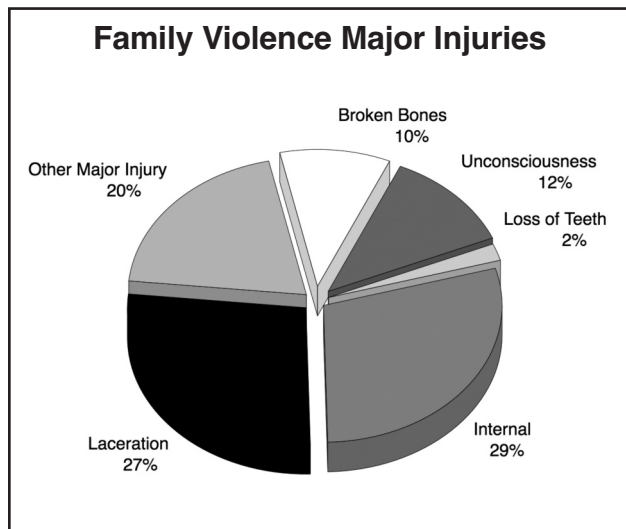


**Injuries**

For the purposes of this family violence report, the police officers who responded to disturbance calls determined the extent of injuries and all injuries were considered to be apparent injuries. If later medical attention indicated that the injuries were more or less severe than noted by the responding officer, this information is not included in the family violence report. The majority of reported injuries (55.1%) were considered to be minor injuries. In another 44 percent of family violence reports, 'no injury' was recorded. Major injuries were reported in 0.9 percent of the cases.

**Weapons**

The most common weapon involved in family violence cases was physical force through the use of hands, feet, and fists (strong-arm), which accounts for 80.3 percent of the incidents. The Texas Family Violence law considers the use of threats and intimidation to be serious enough to report and, thus, 7.5 percent of the reports were listed as involving no weapons. Knives or cutting instruments (3.7 percent), blunt objects (2.3 percent), firearms (1.6 percent), and other (4.5 percent) account for the remaining cases. Considered as other weapons were motor vehicles, poison, explosives, fire, drugs, unknown, and miscellaneous weapons.



# FAMILY VIOLENCE BY JURISDICTION

AGENCY	INCIDENTS
<b>ANDERSON COUNTY</b>	
Anderson CO SO	98
Palestine PD	237
Frankston PD	4
<b>ANDREWS COUNTY</b>	
Andrews CO SO	10
Andrews PD	66
<b>ANGELINA COUNTY</b>	
Angelina CO SO	157
Diboll PD	15
Huntington PD	10
Lufkin PD	572
Hudson PD	36
<b>ARANSAS COUNTY</b>	
Aransas CO SO	73
Aransas Pass PD	115
Rockport PD	70
<b>ARCHER COUNTY</b>	
Archer CO SO	15
Archer City PD	10
Holliday PD	0
<b>ARMSTRONG COUNTY</b>	
Armstrong CO SO	0
<b>ATASCOSA COUNTY</b>	
Atascosa CO SO	96
Lytle PD	13
Pleasanton PD	73
Poteet PD	30
Jourdanton PD	14
<b>AUSTIN COUNTY</b>	
Austin CO SO	41
Bellville PD	17
Sealy PD	25
Wallis PD	2
San Felipe PD	0
Sealy ISD PD	0
<b>BAILEY COUNTY</b>	
Bailey CO SO	8
Muleshoe PD	6
<b>BANDERA COUNTY</b>	
Bandera CO SO	90
<b>BASTROP COUNTY</b>	
Bastrop CO SO	491
Bastrop PD	77
Elgin PD	22
Smithville PD	32
<b>BAYLOR COUNTY</b>	
Baylor CO SO	0
Seymour PD	16

AGENCY	INCIDENTS
<b>BEE COUNTY</b>	
Bee CO SO	56
Beeville PD	147
<b>BELL COUNTY</b>	
Bell CO SO	129
Belton PD	249
Harker Heights PD	234
Killeen PD	2,320
Nolanville PD	13
Temple PD	690
Central TX College PD	7
Morgans Point Resort PD	6
Killeen ISD PD	0
Troy PD	7
Salado PD	2
Mary Hardin Baylor	0
<b>BEXAR COUNTY</b>	
Bexar CO SO	1,636
San Antonio PD	13,703
Alamo Heights PD	16
Balcones Heights PD	32
Castle Hills PD	2
Converse PD	39
Hill Country Village PD	0
Hollywood Park PD	4
Kirby PD	105
Leon Valley PD	56
Olmos Park PD	7
Shavano Park PD	0
Terrell Hills PD	0
Universal City PD	209
Windcrest PD	14
Live Oak PD	54
UT H/S Ctr San Antonio PD	2
UT San Antonio PD	3
Judson ISD PD	0
Alamo Comm College	3
Selma PD	32
Somerset PD	17
Helotes PD	16
Trinity University PD	0
St Mary's University	1
East Central ISD PD	0
North East ISD PD	0
Fair Oaks Ranch PD	4
TAMU San Antonio PD	0
<b>BLANCO COUNTY</b>	
Blanco CO SO	5
Blanco PD	16
Johnson City PD	10
<b>BORDEN COUNTY</b>	
Borden CO SO	0

AGENCY	INCIDENTS
<b>BOSQUE COUNTY</b>	
Bosque CO SO	46
Clifton PD	19
Valley Mills PD	10
Meridian PD	1
<b>BOWIE COUNTY</b>	
Bowie CO SO	311
De Kalb PD	5
Nash PD	31
New Boston PD	45
Texarkana PD	795
Wake Village PD	54
Hooks PD	17
<b>BRAZORIA COUNTY</b>	
Brazoria CO SO	773
Alvin PD	113
Angleton PD	140
Clute PD	48
Danbury PD	4
Freeport	120
Lake Jackson PD	223
Manvel PD	24
Pearland PD	495
Richwood PD	14
Sweeny PD	42
West Columbia PD	2
Alvin Community College	0
Brazoria PD	14
Brookside Village PD	2
Jones Creek PD	7
Surfside Beach PD	7
Oyster Creek PD	23
Alvin ISD PD	0
Angleton ISD PD	0
Columbia-Brazoria ISD PD	0
<b>BRAZOS COUNTY</b>	
Brazos CO SO	44
Bryan PD	979
College Station PD	557
TX A&M Univ PD	1
<b>BREWSTER COUNTY</b>	
Brewster CO SO	7
Alpine PD	38
Sul Ross State University PD	1
<b>BRISCOE COUNTY</b>	
Briscoe CO SO	4
<b>BROOKS COUNTY</b>	
Brooks CO SO	20
Falfurrias PD	16
<b>BROWN COUNTY</b>	
Brown CO SO	58
Bangs PD	3
Brownwood PD	265
Early PD	11

AGENCY	INCIDENTS
<b>BURLESON COUNTY</b>	
Burleson CO SO	46
Caldwell PD	6
Somerville PD	0
<b>BURNET COUNTY</b>	
Burnet CO SO	81
Burnet PD	55
Marble Falls PD	88
Bertram PD	16
Granite Shoals PD	38
Horseshoe Bay PD	8
<b>CALDWELL COUNTY</b>	
Caldwell CO SO	84
Lockhart PD	49
Luling PD	62
Martindale PD	1
<b>CALHOUN COUNTY</b>	
Calhoun CO SO	28
Point Comfort PD	2
Port Lavaca PD	61
<b>CALLAHAN COUNTY</b>	
Callahan CO SO	11
Baird PD	7
Clyde PD	11
<b>CAMERON COUNTY</b>	
Cameron CO SO	646
Brownsville PD	1,495
Combes PD	8
Harlingen PD	303
La Feria PD	5
Los Fresnos PD	39
Port Isabel PD	15
Primera PD	22
Rio Hondo PD	3
San Benito PD	124
Santa Rosa PD	0
UT Brownsville PD	0
South Padre Island PD	52
TSTC Harlingen	2
Palm Valley PD	1
Laguna Vista PD	8
Rancho Viejo PD	4
Port of Brownsville PD	0
<b>CAMP COUNTY</b>	
Camp CO SO	34
Pittsburg PD	68
<b>CARSON COUNTY</b>	
Carson CO SO	0
Panhandle PD	0
<b>CASS COUNTY</b>	
Cass CO SO	55
Atlanta PD	34
Hughes Springs PD	5
Linden PD	18
Queen City PD	11
Bloomburg PD	0
<b>CASTRO COUNTY</b>	
Castro CO SO	10
Dimmit PD	32

AGENCY	INCIDENTS
<b>CHAMBERS COUNTY</b>	
Chambers CO SO	77
Mont Belvieu PD	39
Barbers Hill ISD PD	0
<b>CHEROKEE COUNTY</b>	
Cherokee CO SO	215
Jacksonville PD	302
Rusk PD	30
<b>CHILDRESS COUNTY</b>	
Childress CO SO	2
Childress PD	24
<b>CLAY COUNTY</b>	
Clay CO SO	21
<b>COCHRAN COUNTY</b>	
Cochran CO SO	13
<b>COKE COUNTY</b>	
Coke CO SO	3
<b>COLEMAN COUNTY</b>	
Coleman CO SO	0
Coleman PD	26
Santa Anna PD	6
<b>COLLIN COUNTY</b>	
Collin CO SO	273
Allen PD	374
Celina PD	11
Farmersville PD	21
Frisco PD	390
McKinney PD	776
Plano PD	1001
Prosper PD	50
Wylie PD	170
Princeton PD	36
Melissa PD	20
Murphy PD	33
Parker PD	5
Lavon PD	9
Anna PD	28
<b>COLLINGSWORTH COUNTY</b>	
Collingsworth CO SO	0
<b>COLORADO COUNTY</b>	
Colorado CO SO	43
Columbus PD	36
Eagle Lake PD	14
Weimar PD	10
<b>COMAL COUNTY</b>	
Comal CO SO	434
New Braunfels PD	671
Garden Ridge PD	2
Bulverde PD	11
<b>COMANCHE COUNTY</b>	
Comanche CO SO	31
Comanche PD	73
Deleon PD	13
<b>CONCHO COUNTY</b>	
Concho CO SO	4

AGENCY	INCIDENTS
<b>COOKE COUNTY</b>	
Gainesville PD	171
Valley View PD	0
Oak Ridge PD	0
<b>CORYELL COUNTY</b>	
Coryell CO SO	32
Copperas Cove PD	549
Gatesville PD	63
<b>COTTLE COUNTY</b>	
Cottle CO SO	0
Paducah PD	0
<b>CRANE COUNTY</b>	
Crane CO SO	3
Crane PD	12
<b>CROSBY COUNTY</b>	
Crosby CO SO	0
Crosbyton PD	1
Lorenzo PD	1
Ralls PD	0
<b>CULBERSON COUNTY</b>	
Culberson CO SO	3
<b>DALLAM COUNTY</b>	
Dallam CO SO	3
Dalhart PD	56
<b>DALLAS COUNTY</b>	
Dallas CO SO	33
Dallas PD	14,307
Addison PD	148
Balch Springs PD	287
Carrollton PD	378
Cedar Hill PD	343
Cockrell Hill PD	52
Coppell PD	87
Desoto PD	602
Duncanville PD	210
Farmers Branch PD	121
Garland PD	1,832
Grand Prairie PD	1,060
Highland Park PD	5
Hutchins PD	30
Irving PD	515
Lancaster PD	438
Mesquite PD	996
Richardson PD	296
Sachse PD	53
Seagoville PD	85
University Park PD	18
Wilmer PD	31
UT Medical School Dallas PD	4
UT Dallas PD	3
Eastfield College PD	0
Rowlett PD	222
Richland College PD	0
North Lake College PD	0
Mountain View College PD	0
Brookhaven College PD	0
Glenn Heights PD	125
Dallas Co. Hospital District PD	2
Baylor Hlth Care Sys PD	17
SMU PD	3

AGENCY	INCIDENTS
Ovilla PD	9
Cedar Hill ISD PD	0
<b>DAWSON COUNTY</b>	
Dawson CO SO	0
Lamesa PD	112
<b>DEAF SMITH COUNTY</b>	
Deaf Smith CO SO	11
Hereford PD	84
<b>DELTA COUNTY</b>	
Delta CO SO	9
<b>DENTON COUNTY</b>	
Denton CO SO	232
Argyle PD	1
Denton PD	687
Lake Dallas PD	34
Lewisville PD	446
Pilot Point PD	3
Sanger PD	0
Texas Women's University PD	1
Univ of North Texas PD	6
Flower Mound PD	131
Little Elm PD	78
Aubrey PD	10
The Colony PD	180
Highland Village PD	28
Corinth PD	87
Double Oak PD	4
Hickory Creek PD	3
Roanoke PD	39
Trophy Club PD	11
Ponder PD	0
Krugerville PD	5
Northlake PD	4
<b>DEWITT COUNTY</b>	
Dewitt CO SO	18
Cuero PD	20
Yorktown PD	9
<b>DICKENS COUNTY</b>	
Dickens CO SO	1
Spur PD	3
<b>DIMMITT COUNTY</b>	
Dimmitt CO SO	99
<b>DONLEY COUNTY</b>	
Donley CO SO	5
<b>DUVAL COUNTY</b>	
Duval CO SO	7
San Diego PD	43
Freer PD	22
<b>EASTLAND COUNTY</b>	
Eastland CO SO	0
Cisco PD	44
Eastland PD	17
Gorman PD	0
Ranger PD	28
Rising Star PD	0
<b>ECTOR COUNTY</b>	
Ector CO SO	520
Odessa PD	2,334

AGENCY	INCIDENTS
UT Permian Basin PD	0
Ector CO ISD PD	4
<b>EDWARDS COUNTY</b>	
Edwards CO SO	2
<b>ELLIS COUNTY</b>	
Ellis CO SO	194
Ennis PD	136
Ferris PD	15
Italy PD	7
Midlothian PD	84
Milford PD	4
Palmer PD	10
Red Oak PD	50
Waxahachie PD	199
<b>EL PASO COUNTY</b>	
El Paso CO SO	395
Anthony PD	32
El Paso PD	5,422
UT El Paso PD	4
El Paso Comm College PD	1
Clint PD	0
El Paso ISD PD	5
Horizon City PD	84
Socorro PD	146
Socorro ISD PD	2
<b>ERATH COUNTY</b>	
Erath CO SO	20
Dublin PD	21
Stephenville PD	115
Tarleton State University PD	5
<b>FALLS COUNTY</b>	
Falls CO SO	13
Lott PD	4
Marlin PD	41
Rosebud PD	8
<b>FANNIN COUNTY</b>	
Fannin CO SO	53
Bonham PD	148
Trenton PD	4
Leonard PD	3
<b>FAYETTE COUNTY</b>	
Fayette CO SO	27
La Grange PD	15
Schulenburg PD	9
Flatonia PD	0
<b>FISHER COUNTY</b>	
Fisher CO SO	15
<b>FLOYD COUNTY</b>	
Floyd CO SO	3
Floydada PD	1
Lockney PD	12
<b>FOARD COUNTY</b>	
Foard CO SO	4
Crowell PD	0
<b>FORT BEND COUNTY</b>	
Fort Bend CO SO	2,009
Missouri City PD	231
Richmond PD	122

AGENCY	INCIDENTS
Rosenberg PD	330
Stafford PD	154
Sugar Land PD	205
Needville PD	11
Arcola PD	7
Meadows Place PD	18
Fort Bend ISD	3
<b>FRANKLIN COUNTY</b>	
Franklin CO SO	23
<b>FREESTONE COUNTY</b>	
Freestone CO SO	22
Fairfield PD	15
Teague PD	46
Wortham PD	2
<b>FRIO COUNTY</b>	
Frio CO SO	13
Pearsall PD	99
Dilley PD	14
<b>GAINES COUNTY</b>	
Gaines CO SO	17
Seagraves PD	13
Seminole PD	15
<b>GALVESTON COUNTY</b>	
Galveston CO SO	95
Dickinson PD	51
Friendswood PD	121
Galveston PD	817
Hitchcock PD	37
Kemah PD	2
La Marque PD	237
League City PD	465
Texas City PD	184
UTMB-Galveston PD	3
TX A&M Galveston PD	0
Jamaica Beach PD	1
Santa Fe PD	92
Bayou Vista PD	9
College of the Mainland PD	1
Galveston ISD PD	0
<b>GARZA COUNTY</b>	
Garza CO SO	10
<b>GILLESPIE COUNTY</b>	
Gillespie CO SO	12
Fredericksburg PD	7
<b>GLASSCOCK COUNTY</b>	
Glasscock CO SO	0
<b>GOLIAD COUNTY</b>	
Goliad CO SO	31
<b>GONZALES COUNTY</b>	
Gonzales CO SO	41
Gonzales PD	24
Nixon PD	3
Waelder PD	3
<b>GRAY COUNTY</b>	
Gray CO SO	0
Pampa PD	164

AGENCY	INCIDENTS
<b>GRAYSON COUNTY</b>	
Grayson CO SO	164
Collinsville PD	5
Denison PD	108
Pottsboro PD	9
Sherman PD	524
Van Alstyne PD	13
Whitesboro PD	9
Whitewright PD	6
Howe PD	4
Grayson Co College PD	0
Austin College PD	0
Tioga PD	3
Southmayd PD	8
Tom Bean PD	0
<b>GREGG COUNTY</b>	
Gregg CO SO	129
Gladewater PD	79
Kilgore PD	150
Longview PD	870
White Oak PD	21
<b>GRIMES COUNTY</b>	
Grimes CO SO	81
Navasota PD	14
<b>GUADALUPE COUNTY</b>	
Guadalupe CO SO	303
Schertz PD	180
Seguin PD	334
Cibolo PD	53
<b>HALE COUNTY</b>	
Hale CO SO	7
Abernathy PD	7
Hale Center PD	11
Plainview PD	100
<b>HALL COUNTY</b>	
Hall CO SO	0
Memphis PD	2
<b>HAMILTON COUNTY</b>	
Hamilton CO SO	12
<b>HANSFORD COUNTY</b>	
Hansford CO SO	0
Grover PD	9
Spearman PD	10
<b>HARDEMAN COUNTY</b>	
Hardeman CO SO	8
Chillicothe PD	8
<b>HARDIN COUNTY</b>	
Hardin CO SO	113
Kountze PD	8
Silsbee PD	30
Sour Lake PD	16
Lumberton PD	79
<b>HARRIS COUNTY</b>	
Harris CO SO	11,884
Houston PD	20,185
Baytown PD	581
Bellaire PD	35
Deer Park PD	226

AGENCY	INCIDENTS
Galena Park PD	54
Humble PD	94
Jacinto City PD	32
Jersey Village PD	38
La Porte PD	174
Pasadena PD	1,233
Seabrook PD	116
South Houston PD	180
Southside Place PD	0
Spring Valley PD	7
Tomball PD	72
Memorial Village PD	8
Webster PD	59
West University Place PD	5
Katy PD	68
Nassau Bay PD	39
UT Houston PD	7
University of Houston PD	10
TX Southern Univ PD	13
Rice University PD	2
Univ Houston Clearlake PD	1
Hedwig Village PD	9
Univ Houston Downtown PD	0
Houston Comm Coll PD	11
Houston Metro Transit PD	0
Klein ISD PD	2
Houston Baptist University PD	0
Lakeview PD	16
Katy ISD PD	0
Port of Houston PD	0
Spring Branch ISD PD	0
Spring ISD PD	1
Pasadena ISD PD	4
Aldine ISD PD	1
Humble ISD PD	1
<b>HARRISON COUNTY</b>	
Harrison CO SO	129
Hallsville PD	7
Marshall PD	207
TX State Tech College DPS	0
Hallsville ISD PD	0
<b>HARTLEY COUNTY</b>	
Hartley CO SO	5
<b>HASKELL COUNTY</b>	
Haskell CO SO	9
Haskell PD	11
<b>HAYS COUNTY</b>	
Hays CO SO	278
San Marcos PD	316
Texas State Univ PD	8
Kyle PD	81
Buda PD	20
<b>HEMPHILL COUNTY</b>	
Hemphill CO SO	0
<b>HENDERSON COUNTY</b>	
Henderson CO SO	361
Athens PD	47
Malakoff PD	11
Seven Points PD	17
Gun Barrel City PD	13
Tool PD	12

AGENCY	INCIDENTS
<b>HIDALGO COUNTY</b>	
Hidalgo CO SO	2,417
Alamo PD	105
Donna PD	298
Edcouch PD	8
Edinburg PD	1,013
Elsa PD	110
Hidalgo PD	29
La Villa PD	8
McAllen PD	612
Mercedes PD	142
Mission PD	198
Pharr PD	623
San Juan PD	121
Weslaco PD	183
La Joya PD	15
UT Pan America PD	2
Palmview PD	9
Alton PD	43
Progreso PD	19
Edinburg CISD PD	0
Penitas PD	15
Sullivan City PD	4
Palmhurst PD	9
<b>HILL COUNTY</b>	
Hill CO SO	89
Hillsboro PD	51
Hubbard PD	3
Itasca PD	8
Whitney PD	14
<b>HOCKLEY COUNTY</b>	
Hockley CO SO	18
Levelland PD	134
South Plains College PD	0
<b>HOOD COUNTY</b>	
Hood CO SO	283
Granbury PD	2
Tolar PD	0
<b>HOPKINS COUNTY</b>	
Hopkins CO SO	36
Cumby PD	1
Sulphur Springs PD	106
<b>HOUSTON COUNTY</b>	
Houston CO SO	57
Crockett PD	40
Grapeland PD	5
<b>HOWARD COUNTY</b>	
Howard CO SO	38
Big Spring PD	494
<b>HUDSPETH COUNTY</b>	
Hudspeth CO SO	7
<b>HUNT COUNTY</b>	
Hunt CO SO	247
Commerce PD	80
Greenville PD	472
Wolfe City PD	3
TX A&M Univ-Commerce PD	5
Caddo Mills PD	2
West Tawakoni PD	0
Hawk Cove PD	1

AGENCY	INCIDENTS
<b>HUTCHINSON COUNTY</b>	
Hutchinson CO SO	42
Borger PD	125
<b>IRION COUNTY</b>	
Irion CO SO	1
<b>JACK COUNTY</b>	
Jack CO SO	21
Jacksboro PD	21
<b>JACKSON COUNTY</b>	
Jackson CO SO	15
Edna PD	42
Ganado PD	1
<b>JASPER COUNTY</b>	
Jasper CO SO	78
Jasper PD	43
Kirbyville PD	9
<b>JEFF DAVIS COUNTY</b>	
Jeff Davis CO SO	1
<b>JEFFERSON COUNTY</b>	
Jefferson CO SO	250
Beaumont PD	3,041
Groves PD	146
Nederland PD	209
Port Arthur PD	952
Port Neches PD	113
Lamar University PD	1
<b>JIM HOGG COUNTY</b>	
Jim Hogg CO SO	10
<b>JIM WELLS COUNTY</b>	
Jim Wells CO SO	111
Alice PD	372
Premont PD	2
Orange Grove PD	4
<b>JOHNSON COUNTY</b>	
Johnson CO SO	385
Alvarado PD	39
Burleson PD	288
Cleburne PD	189
Joshua PD	28
Keene PD	23
Venus PD	10
Godley PD	5
<b>JONES COUNTY</b>	
Jones CO SO	6
Anson PD	13
Hamlin PD	19
Stamford PD	18
Hawley PD	0
<b>KARNES COUNTY</b>	
Karnes CO SO	0
Karnes City PD	8
Kenedy PD	24
<b>KAUFMAN COUNTY</b>	
Kaufman CO SO	470
Forney PD	34
Kaufman PD	46
Terrell PD	194

AGENCY	INCIDENTS
Crandall PD	23
<b>KENDALL COUNTY</b>	
Kendall CO SO	55
Boerne PD	77
<b>KENEDY COUNTY</b>	
Kenedy CO SO	1
<b>KENT COUNTY</b>	
Kent CO SO	3
<b>KERR COUNTY</b>	
Kerr CO SO	96
Kerrville PD	215
Ingram PD	23
<b>KIMBLE COUNTY</b>	
Kimble CO SO	5
Junction PD	10
<b>KING COUNTY</b>	
King CO SO	0
<b>KINNEY COUNTY</b>	
Kinney CO SO	2
<b>KLEBERG COUNTY</b>	
Kleberg CO SO	27
Kingsville PD	366
TX A&M Kingsville PD	0
<b>KNOX COUNTY</b>	
Knox CO SO	0
Munday PD	4
<b>LAMAR COUNTY</b>	
Lamar CO SO	88
Paris PD	299
Paris Junior College PD	0
Reno PD	9
<b>LAMB COUNTY</b>	
Lamb CO SO	38
Littlefield PD	134
Olton PD	1
<b>LAMPASAS COUNTY</b>	
Lampasas CO SO	25
Lampasas PD	74
Lometa PD	3
<b>LA SALLE COUNTY</b>	
LaSalle CO SO	19
<b>LAVACA COUNTY</b>	
Lavaca CO SO	13
Hallettsville PD	20
Yoakum PD	29
Moulton PD	2
<b>LEE COUNTY</b>	
Lee CO SO	23
Giddings PD	31
Lexington PD	12
<b>LEON COUNTY</b>	
Leon CO SO	24
<b>LIBERTY COUNTY</b>	
Liberty CO SO	319

AGENCY	INCIDENTS
Cleveland PD	68
Dayton PD	55
Liberty PD	97
<b>LIMESTONE COUNTY</b>	
Limestone CO SO	73
Groesbeck PD	8
Mexia PD	100
Mexia ISD PD	0
<b>LIPSCOMB COUNTY</b>	
Lipscomb CO SO	1
<b>LIVE OAK COUNTY</b>	
Live Oak CO SO	35
Three Rivers PD	13
<b>LLANO COUNTY</b>	
Llano CO SO	43
Llano PD	20
Sunrise Beach PD	3
<b>LOVING COUNTY</b>	
Loving CO SO	0
<b>LUBBOCK COUNTY</b>	
Lubbock CO SO	348
Idalou PD	5
Lubbock PD	3,505
Shallowater PD	0
Slaton PD	27
TX Tech Univ PD	14
Wolfforth PD	5
Ransom Canyon PD	0
New Deal PD	0
<b>LYNN COUNTY</b>	
Lynn CO SO	1
Tahoka PD	8
O'Donnell PD	0
<b>MCCULLOCH COUNTY</b>	
McCulloch CO SO	6
Brady PD	19
<b>MCLENNAN COUNTY</b>	
McLennan CO SO	281
Bellmead PD	264
Beverly Hills PD	6
Hewitt PD	35
Lacy-Lakeview PD	106
Lorena PD	3
McGregor PD	20
Robinson PD	27
Waco PD	1,692
West PD	9
Woodway PD	12
McClennan Comm College PD	0
Riesel PD	1
TSTC Waco PD	13
Baylor Univ PD	0
Bruceville-Eddy PD	1
<b>MCMULLEN COUNTY</b>	
McMullen CO SO	2
<b>MADISON COUNTY</b>	
Madison CO SO	28
Madisonville PD	34



AGENCY	INCIDENTS
<b>MARION COUNTY</b>	
Marion CO SO	69
Jefferson PD	34
<b>MARTIN COUNTY</b>	
Martin CO SO	7
Stanton PD	13
<b>MASON COUNTY</b>	
Mason CO SO	4
<b>MATAGORDA COUNTY</b>	
Matagorda CO SO	111
Bay City PD	303
Palacios PD	15
Bay City ISD PD	0
<b>MAVERICK COUNTY</b>	
Maverick CO SO	248
Eagle Pass PD	183
<b>MEDINA COUNTY</b>	
Medina CO SO	42
Castroville PD	12
Devine PD	26
Hondo PD	69
<b>MENARD COUNTY</b>	
Menard CO SO	6
<b>MIDLAND COUNTY</b>	
Midland CO SO	242
Midland PD	967
Midland ISD PD	0
<b>MILAM COUNTY</b>	
Milam CO SO	37
Cameron PD	35
Rockdale PD	33
Thorndale PD	2
<b>MILLS COUNTY</b>	
Mills CO SO	22
<b>MITCHELL COUNTY</b>	
Mitchell CO SO	2
Colorado City PD	69
<b>MONTAGUE COUNTY</b>	
Montague CO SO	26
Bowie PD	45
Nocona PD	0
<b>MONTGOMERY COUNTY</b>	
Montgomery CO SO	2,335
Conroe PD	457
Splendora PD	13
Roman Forest PD	0
Magnolia PD	9
Shenandoah PD	16
Willis PD	52
Stagecoach PD	0
Oak Ridge North PD	6
Montgomery PD	7
Woodbranch PD	0
Conroe ISD PD	1
<b>MOORE COUNTY</b>	
Moore CO SO	8

AGENCY	INCIDENTS
Dumas PD	307
Sunray PD	2
Cactus PD	14
<b>MORRIS COUNTY</b>	
Morris CO SO	36
Daingerfield PD	5
Lone Star PD	6
Omaha PD	0
Naples PD	3
<b>MOTLEY COUNTY</b>	
Motley CO SO	0
<b>NACOGDOCHES COUNTY</b>	
Nacogdoches CO SO	146
Nacogdoches PD	572
Stephen F Austin Univ PD	8
<b>NAVARRO COUNTY</b>	
Navarro CO SO	95
Corsicana PD	405
Kerens PD	8
<b>NEWTON COUNTY</b>	
Newton CO SO	5
<b>NOLAN COUNTY</b>	
Nolan CO SO	16
Roscoe PD	0
Sweetwater PD	109
TSTC - Sweetwater PD	0
<b>NUECES COUNTY</b>	
Nueces CO SO	118
Bishop PD	16
Corpus Christi PD	4,301
Robstown PD	152
Port Aransas PD	62
TX A&M Univ Corpus Christi PD	0
Driscoll PD	2
<b>OCHILTREE COUNTY</b>	
Ochiltree CO SO	2
Perryton PD	59
<b>OLDHAM COUNTY</b>	
Oldham CO SO	4
<b>ORANGE COUNTY</b>	
Orange CO SO	86
Bridge City PD	51
Orange PD	109
Pinehurst PD	21
Vidor PD	105
West Orange PD	7
Rose City PD	1
<b>PALO PINTO COUNTY</b>	
Palo Pinto CO SO	15
Mineral Wells PD	60
<b>PANOLA COUNTY</b>	
Panola CO SO	77
Carthage PD	50
<b>PARKER COUNTY</b>	
Parker CO SO	177
Weatherford PD	203
Springtown PD	11

AGENCY	INCIDENTS
Hudson Oaks PD	2
Willow Park PD	7
<b>PARMER COUNTY</b>	
Parmer CO SO	3
Bovina PD	6
Friona PD	18
Farwell PD	1
<b>PECOS COUNTY</b>	
Pecos CO SO	37
Fort Stockton PD	64
<b>POLK COUNTY</b>	
Polk CO SO	384
Livingston PD	65
Corrigan PD	21
Onalaska PD	23
<b>POTTER COUNTY</b>	
Potter CO SO	75
Amarillo PD	2,758
Amarillo College PD	1
Amarillo Airport PD	0
<b>PRESIDIO COUNTY</b>	
Presidio CO SO	5
Presidio PD	7
<b>RAINS COUNTY</b>	
Rains CO SO	18
<b>RANDALL COUNTY</b>	
Randall CO SO	139
Canyon PD	35
West Texas A&M Univ PD	1
<b>REAGAN COUNTY</b>	
Reagan CO SO	2
<b>REAL COUNTY</b>	
Real CO SO	6
<b>RED RIVER COUNTY</b>	
Red River CO SO	28
Clarksville PD	8
Bogota PD	7
<b>REEVES COUNTY</b>	
Reeves CO SO	11
Pecos PD	37
<b>REFUGIO COUNTY</b>	
Refugio CO SO	6
Refugio PD	12
<b>ROBERTS COUNTY</b>	
Roberts CO SO	6
<b>ROBERTSON COUNTY</b>	
Robertson CO SO	21
Bremond PD	5
Calvert PD	10
Hearne PD	52
<b>ROCKWALL COUNTY</b>	
Rockwall CO SO	78
Rockwall PD	128
Royse City PD	48
Heath PD	19

AGENCY	INCIDENTS
<b>RUNNELS COUNTY</b>	
Runnels CO SO	2
Ballinger PD	26
Winters PD	22
<b>RUSK COUNTY</b>	
Rusk CO SO	238
Henderson PD	260
Overton PD	23
Tatum PD	1
<b>SABINE COUNTY</b>	
Sabine CO SO	22
Hemphill PD	5
<b>SAN AUGUSTINE COUNTY</b>	
San Augustine CO SO	16
San Augustine PD	13
<b>SAN JACINTO COUNTY</b>	
San Jacinto CO SO	213
<b>SAN PATRICIO COUNTY</b>	
San Patricio CO SO	62
Ingleside PD	77
Mathis PD	30
Portland PD	67
Sinton PD	84
Taft PD	17
Gregory PD	11
Taft ISD PD	0
<b>SAN SABA COUNTY</b>	
San Saba CO SO	2
San Saba PD	21
<b>SCHLEICHER COUNTY</b>	
Schleicher CO SO	10
<b>SCURRY COUNTY</b>	
Scurry CO SO	36
Snyder PD	113
<b>SHACKELFORD COUNTY</b>	
Shackelford CO SO	1
<b>SHELBY COUNTY</b>	
Shelby CO SO	76
Center PD	79
Timpson PD	7
<b>SHERMAN COUNTY</b>	
Sherman CO SO	0
Stratford PD	2
<b>SMITH COUNTY</b>	
Smith CO SO	195
Arp PD	0
Lindale PD	29
Troup PD	7
Tyler PD	792
Whitehouse PD	40
Tyler Junior College PD	1
UT Tyler PD	0
UT Health Science Center PD	1
Bullard PD	8
<b>SOMERVELL COUNTY</b>	
Somervell CO SO	23

AGENCY	INCIDENTS
<b>STARR COUNTY</b>	
Starr CO SO	97
La Grulla PD	4
Rio Grande City PD	106
Roma PD	66
Rio Grande City ISD PD	0
<b>STEPHENS COUNTY</b>	
Stephens CO SO	9
Breckenridge PD	18
<b>STERLING COUNTY</b>	
Sterling CO SO	3
<b>STONEWALL COUNTY</b>	
Stonewall CO SO	7
<b>SUTTON COUNTY</b>	
Sutton CO SO	0
Sonora PD	9
<b>SWISHER COUNTY</b>	
Swisher CO SO	6
Kress PD	0
Tulia PD	19
<b>TARRANT COUNTY</b>	
Tarrant CO SO	320
Arlington PD	3,599
Azle PD	83
Bedford PD	319
Benbrook PD	78
Blue Mound PD	6
Crowley PD	90
Dalworthington Gardens PD	2
Euless PD	334
Everman PD	24
Forest Hill PD	68
Fort Worth PD	6,066
Grapevine PD	256
Haltom City PD	344
Hurst PD	358
Kennedale PD	30
Lakeside PD	3
Lake Worth PD	28
Mansfield PD	130
North Richland Hills PD	452
Richland Hills PD	38
River Oaks PD	40
Saginaw PD	108
Sansom Park Village PD	19
Watauga PD	154
Westover Hills PD	0
Westworth PD	9
White Settlement PD	42
Keller PD	92
Pantego PD	8
Southlake PD	25
UT Arlington PD	29
Dallas/Ft Worth Airport PD	6
Texas Christian University PD	0
Colleyville PD	13
Univ No TX Hth Sci Ctr PD	0
Tarrant CO Hosp Dist PD	4

AGENCY	INCIDENTS
<b>TAYLOR COUNTY</b>	
Taylor CO SO	66
Abilene PD	1,839
Merkel PD	6
Tye PD	9
Hardin Simmons Univ PD	0
Abilene Christian Univ	0
<b>TERRELL COUNTY</b>	
Terrell CO SO	0
<b>TERRY COUNTY</b>	
Terry CO SO	0
Brownfield PD	32
<b>THROCKMORTON COUNTY</b>	
Throckmorton CO SO	1
<b>TITUS COUNTY</b>	
Titus CO SO	187
Mount Pleasant PD	259
<b>TOM GREEN COUNTY</b>	
Tom Green CO SO	84
San Angelo PD	1,371
Angelo State Univ PD	1
<b>TRAVIS COUNTY</b>	
Travis CO SO	529
Austin PD	8,102
Manor PD	42
Rollingwood PD	0
West Lake Hills PD	4
UT Austin PD	9
Pflugerville PD	108
Lakeway PD	16
Sunset Valley PD	5
Lago Vista PD	56
Jonestown PD	7
Mustang Ridge PD	1
Austin ISD PD	5
Bee Cave PD	7
Pflugerville ISD PD	2
<b>TRINITY COUNTY</b>	
Trinity CO SO	44
Trinity PD	15
<b>TYLER COUNTY</b>	
Tyler CO SO	109
Woodville PD	2
<b>UPSHUR COUNTY</b>	
Upshur CO SO	152
Big Sandy PD	9
Gilmer PD	56
East Mountain PD	3
<b>UPTON COUNTY</b>	
Upton CO SO	12
<b>UVALDE COUNTY</b>	
Uvalde CO SO	71
Uvalde PD	101
Sabinal PD	6
<b>VAL VERDE COUNTY</b>	
Val Verde CO SO	23
Del Rio PD	272

AGENCY	INCIDENTS
<b>VAN ZANDT COUNTY</b>	
Van Zandt CO SO	109
Canton PD	8
Edgewood PD	3
Grand Saline PD	3
Van PD	0
Wills Point PD	0
<b>VICTORIA COUNTY</b>	
Victoria CO SO	181
Victoria PD	783
<b>WALKER COUNTY</b>	
Walker CO SO	178
Huntsville PD	327
<b>WALLER COUNTY</b>	
Waller CO SO	41
Brookshire PD	22
Waller PD	25
Hempstead PD	56
Prairie View A&M Univ PD	4
<b>WARD COUNTY</b>	
Ward CO SO	38
Monahans PD	95
<b>WASHINGTON COUNTY</b>	
Washington CO SO	56
Brenham PD	135
Blinn College PD	4
<b>WEBB COUNTY</b>	
Webb CO SO	125
Laredo PD	1,404
Laredo Comm College PD	0
TX A&M Int'l Univ PD	0
United ISD PD	0

AGENCY	INCIDENTS
<b>WHARTON COUNTY</b>	
Wharton CO SO	89
El Campo PD	65
Wharton PD	134
<b>WHEELER COUNTY</b>	
Wheeler CO SO	13
Shamrock PD	6
<b>WICHITA COUNTY</b>	
Wichita CO SO	66
Burkburnett PD	59
Electra PD	14
Iowa Park PD	49
Wichita Falls PD	1,792
Midwestern Univ PD	2
<b>WILBARGER COUNTY</b>	
Wilbarger CO SO	5
Vernon PD	93
<b>WILLACY COUNTY</b>	
Willacy CO SO	51
Lyford PD	8
Raymondville PD	112
Lyford CISD PD	0
Raymondville ISD PD	0
<b>WILLIAMSON COUNTY</b>	
Williamson CO SO	357
Florence PD	1
Georgetown PD	168
Granger PD	1
Hutto PD	18
Round Rock PD	401
Taylor PD	147
Southwestern Univ PD	1
Cedar Park PD	263
Leander PD	181
Thrall PD	2
Jarrell PD	2

AGENCY	INCIDENTS
<b>WILSON COUNTY</b>	
Wilson CO SO	30
Floresville PD	2
Poth PD	9
La Vernia PD	0
Floresville ISD PD	0
<b>WINKLER COUNTY</b>	
Winkler CO SO	2
Kermit PD	5
Wink PD	1
<b>WISE COUNTY</b>	
Wise CO SO	61
Bridgeport PD	20
Decatur PD	34
Runaway Bay PD	0
<b>WOOD COUNTY</b>	
Wood CO SO	115
Hawkins PD	4
Mineola PD	39
Quitman PD	9
Winnsboro PD	11
<b>YOAKUM COUNTY</b>	
Yoakum CO SO	3
Denver City PD	25
<b>YOUNG COUNTY</b>	
Young CO SO	14
Graham PD	61
Olney PD	17
<b>ZAPATA COUNTY</b>	
Zapata CO SO	15
<b>ZAVALA COUNTY</b>	
Zavala CO SO	37
Crystal City PD	41