

**Chapter
4**

**SELECTED
NON-INDEX CRIMES**

SELECTED NON-INDEX CRIMES

4

DUI ARRESTS

DEFINITION

For UCR purposes, Driving Under the Influence (DUI) is the driving or operating of any motor vehicle or common carrier while under the influence of liquor or narcotics.

ANALYSIS

Volume

As with all Part II non-index crimes, information on the number of reported crimes is not collected by the UCR program for this offense. However, the number of persons arrested for this crime is collected.

The number of arrests for DUI in Texas, in 2009, was 96,350. The volume of DUI arrests increased 2.2 percent in comparison with 2008.

Rate

The 2009 DUI arrest rate for Texas was 388.8 arrests for every 100,000 persons. The change in

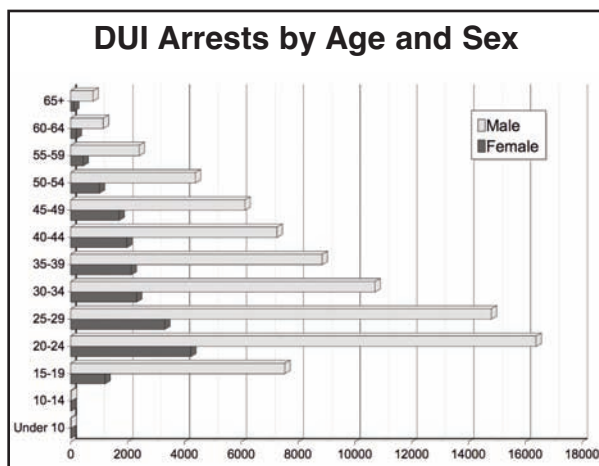
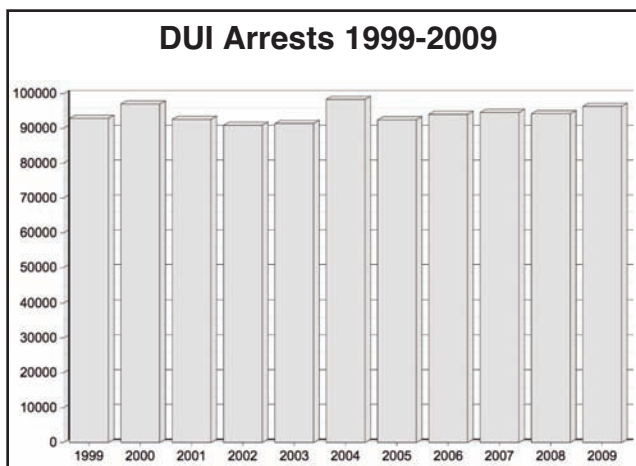
the DUI arrest rate from 2008 was an increase of 0.4 percent.

Nature

Any consideration of the number and rate of DUI arrests must be reconciled with the fact that many factors control the ability of law enforcement personnel to detect drunken drivers. Among the significant factors which drive the DUI arrest rate are: media coverage of the DUI problem, public awareness, availability of funds for patrol officer overtime, and the skill and training in DUI detection of law officers.

Persons Arrested

Of the 96,350 persons arrested for DUI in 2009, only 0.3 percent were juveniles (16 and under); 81 percent were male; 91 percent were White; 8 percent were Black and the remainder were other races; 57 percent were not Hispanic and 43 percent were Hispanic. The age group with the highest number of DUI arrestees was the 20-to-24 year-old group. Of all DUI arrests, 9,668 or 10.0 percent, were of persons who were under the legal age to purchase alcohol in Texas, which is 21.



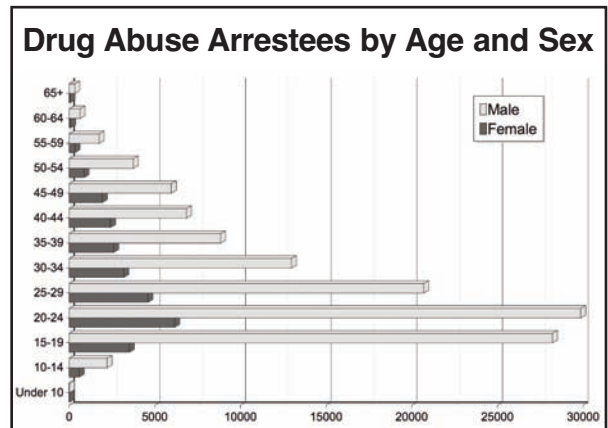
DRUG ABUSE ARRESTS

DEFINITION

For UCR purposes, drug abuse encompasses all violations of narcotic drug laws. These are offenses such as unlawful possession, sale, use, growing and manufacturing of narcotic drugs.

In this report these violations are summarized to include arrests for possession and sale/manufacturing of narcotic drugs.

As with all Part II non-index crimes, information on the number of reported crimes is not collected by the Texas UCR program for these offenses. However, the number of persons arrested for these crimes is collected.



GRAND TOTAL DRUG ABUSE

ARRESTS

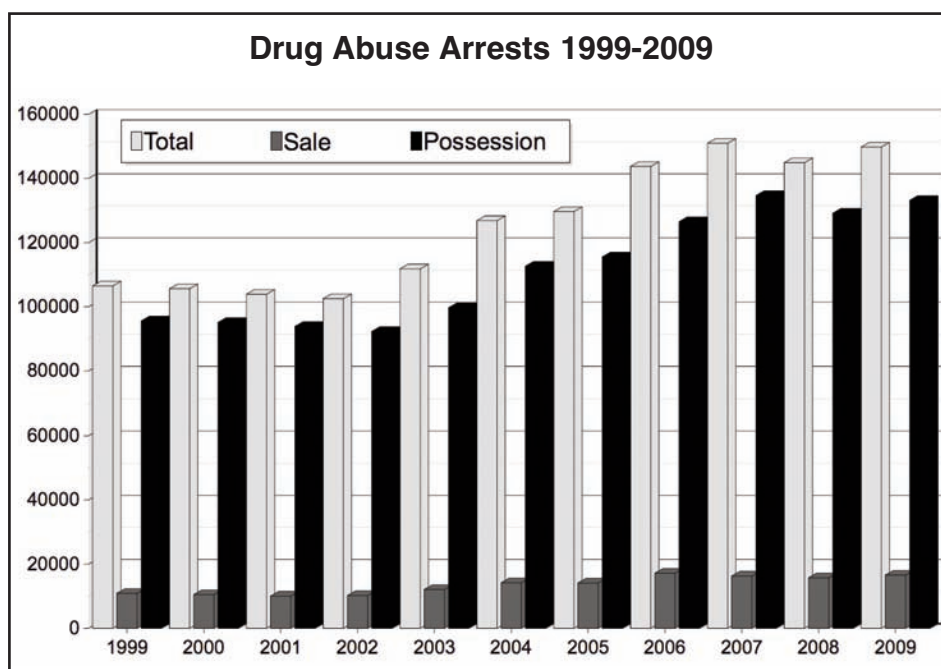
Analysis

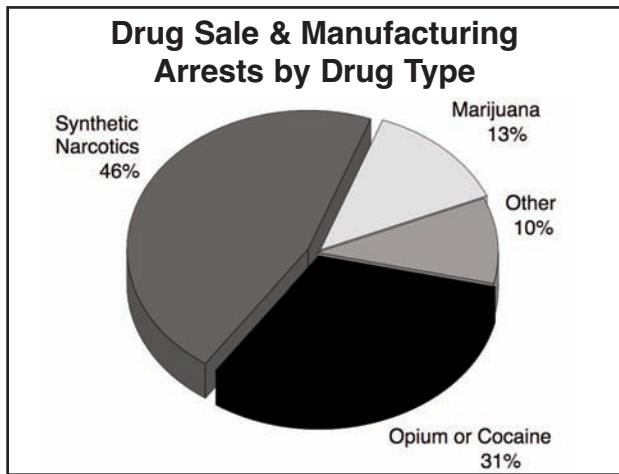
The reported total number of arrests for drug abuse in Texas in 2009 was 149,789. This grand total of all drug abuse violations increased 3.3 percent in comparison with 2008.

The 2009 drug abuse arrest rate for Texas was 604.4 arrests for every 100,000 persons. The change in the drug abuse arrest rate from 2008 was an increase of 1.4 percent.

Persons Arrested

Of the persons arrested for drug abuse violations in 2009, 6 percent were juveniles (16 and under); 76 percent were male; 70 percent were White; 29 percent were Black; 65 percent were not Hispanic and 35 percent were Hispanic. The most common age group in the drug abuse arrestee population was the 20-to-24 year olds.





SALE AND MANUFACTURING

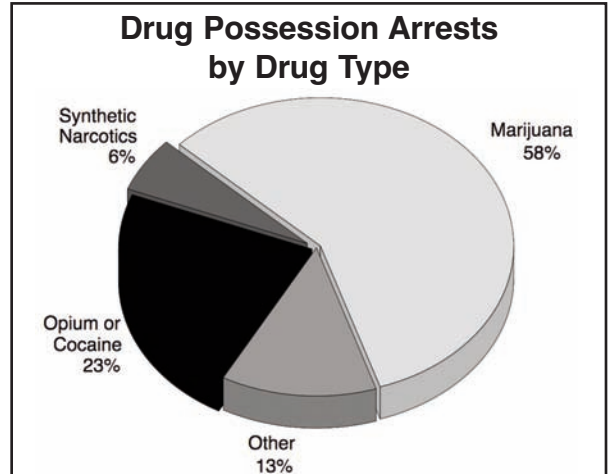
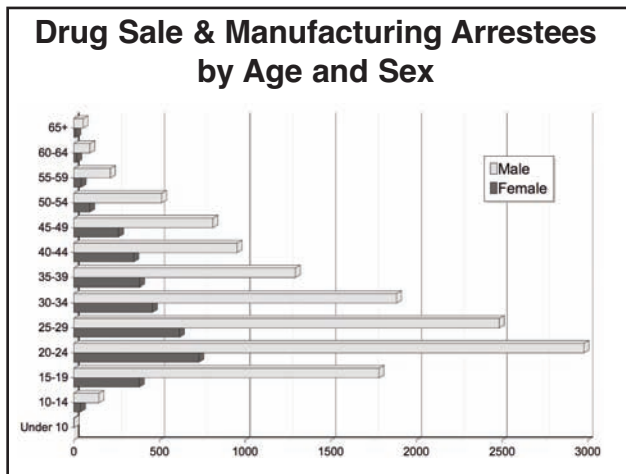
Analysis

The number of arrests for illegal drug sale and manufacturing totaled 16,598, which was a 5.3 percent increase from 2008.

The rate of drug sale and manufacturing arrests was 67.0 arrests per 100,000 Texans. There was a 3.4 percent increase in the arrest rate when compared to 2008.

Persons Arrested

Of the persons arrested for sale and manufacturing of illicit drugs in 2009, 3 percent were juveniles (16 and under); 80 percent were male; 71 percent were White; 29 percent were Black; 59 percent were not Hispanic and 41 percent were Hispanic. The age group with the highest number of arrestees was the 20-to-24 year-old group.



POSSESSION

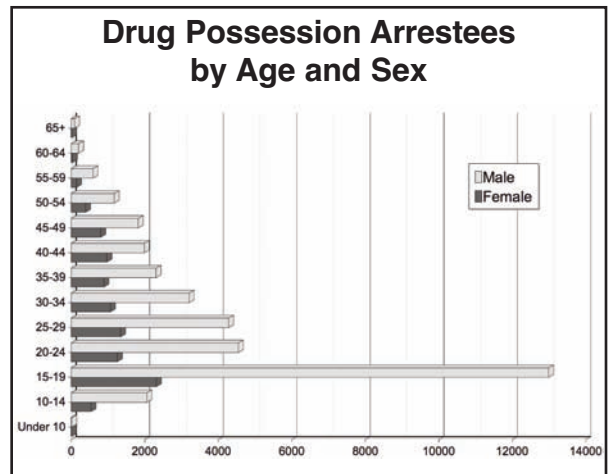
Analysis

The number of arrests for drug possession in 2009 was 133,191. This represented a 3.1 percent increase when compared to 2008.

The rate of drug possession arrests in Texas in 2009 was 537.4 arrests for every 100,000 persons. The drug possession arrest rate increased 1.2 percent from 2008.

Persons Arrested

Of the persons arrested for drug possession, 7 percent were juveniles (16 and under); 82 percent were male; 70 percent were White; 29 percent were Black; 65 percent were not Hispanic and 35 percent were Hispanic. The age group with the highest number of arrestees was the 15-to-19 year-old group.



DRUG SEIZURES

PURPOSE

Drug seizure information is presented in compliance with Health & Safety Code, Sec. 481.185, and its requirement that “All law enforcement agencies in this state shall file monthly with the [DPS] Director a report of all arrests for drug offenses made and quantities of controlled substances seized by them during the preceding month.”

QUANTITIES

The following chart displays the quantity of illegal drugs seized in Texas. Amounts are rounded. Dose units refer to one pill, tablet, capsule or other single user quantity. The information presented here is based upon reports of drugs seized by Texas law enforcement agencies and does not include drugs seized in Texas by any federal law enforcement agency.

Marijuana Plants, Fields and Gardens

In addition to the drug seizure quantities displayed in the chart, Texas law officers seized 177 marijuana gardens, 6 wild marijuana fields, 13 cultivated marijuana fields and 373 marijuana greenhouses. The reported total number of all marijuana plants that were seized in 2009 was 30,498.

Clandestine Labs

During 2009, 166 clandestine labs were seized in Texas. Of these seized labs, 163 were used to produce methamphetamines and 3 were manufacturing crack.

<i>Type and Quantity of Drugs Seized</i>		
Class	Type	Quantity
Cannabinoids	Marijuana	565,007 Pounds, 8 Ounces
	Hashish	264 Pounds, 13 Ounces, 23 Grams, 20 Liquid Ounces
Opiates	Morphine	27 Pounds, 9 Ounces 5 Grams, 14 Liquid Ounce 10,768 Dose Units
	Heroin	1178 Pounds, 10 Ounces 7 Grams, 268 Liquid Ounces, 2,331 Dose Units
	Codeine	3,410 Pounds, 7 Ounces, 6 Grams, 67,952 Liquid Ounces, 61,646 Dose Units
	Gum Opium	9 Pounds, 6 Ounces 12 Grams
Cocaine	Solid	7,510 Pounds, 4 Ounces 25 Grams
	Liquid	2,132 Liquid Ounces
Hallucinogens	LSD	419 Pounds, 3 Ounces, 18 Grams, 2734 Liquid Ounces, 978 Dose Units
	PCP	194 Pounds, 9 Ounces 18 Grams, 2,734 Liquid Ounces, 978 Dose Units
	Mushrooms	27 Pounds, 12 Ounces 9 Grams, 4 Dose Units
	Peyote	3 Pounds, 6 Ounces, 3 Grams
	Designer Drugs	1,212 Pounds, 4 Ounces 1 Gram, 119 Liquid Ounces, 572,978 Dose Units
Precursor Chemicals		315 Pounds, 3 Ounces 23 Grams, 17,655 Liquid Ounces
Other Drugs	Barbiturates	264 Liquid Ounces 574,062,493 Dose Units
	Amphetamines	28 Pounds, 11 Ounces 5 Grams, 80 Liquid Ounces 7,561 Dose Units
	Methampheta- mines	1,323 Pounds, 3 Ounces 18 Grams, 9,164 Liquid Ounces 207,848 Dose Units
	Tranquilizers	1,378 Liquid Ounces 67,573,528 Dose Units
	Synthetic Drugs	17,015 Liquid Ounces 19,797,904 Dose Units

WEAPONS ARRESTS

DEFINITION

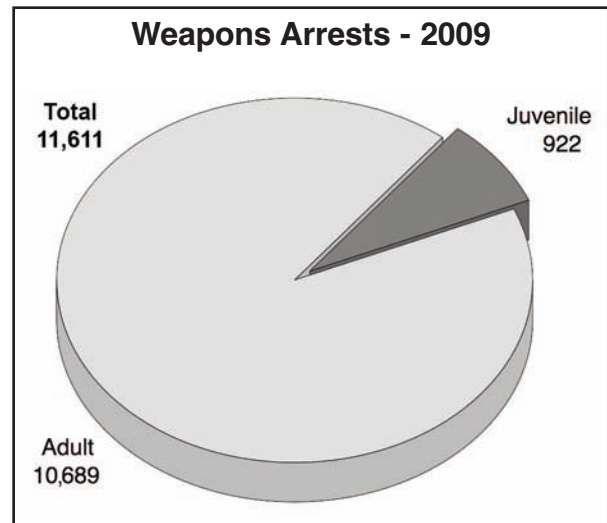
Weapons definition: violation of laws or ordinances prohibiting the manufacture, sale, purchase, transportation, possession, concealment, or use of firearms, cutting instruments, explosives, incendiary devices, or other deadly weapons. As with all Part II non-index crimes, the UCR program collects only reports of arrests for this offense.

ANALYSIS

As indicated in the murder section, firearms are the murder weapon of choice in 68 percent of all Texas murders. Handguns accounted for 77 percent of the weapons. In light of these facts, this section focuses on trends in weapon possession.

Volume and Rate

In 2009, 11,611 arrests for weapon violations were reported. The number of arrests decreased 3.9 percent over 2008. The 2009 weapons arrest rate was 46.9 arrests for every 100,000 persons. The change in the arrest rate from 2008 was a decrease of 5.6 percent.



Persons Arrested

Of the persons arrested for weapons violations in 2009, 8 percent were juveniles (16 and under); 93 percent were male; 66 percent were White; 33 percent were Black; 65 percent were not Hispanic and 35 percent were Hispanic. The age group with the highest number of arrestees was the 20-24 year-old group.

In this report's base year of 1994 there were 23,044 weapons arrests. Of this total, 16 percent were juveniles, and 92 percent were male.

