

**Chapter
5**

**FAMILY
VIOLENCE**

FAMILY VIOLENCE

5

DEFINITION

The Texas Family Code defines Family Violence as an act by a member of a family or household against another member that is intended to result in physical harm, bodily injury, assault, or a threat that reasonably places the member in fear of imminent physical harm. The law excludes the reasonable discipline of a child and defines abuse as physical injury that results in substantial harm or genuine threat; sexual contact, intercourse, or conduct; or compelling or encouraging the child to engage in sexual conduct.

By definition and for the purposes of family violence reports, 'family' includes individuals related by consanguinity (blood) or affinity, marriage or former marriage, biological parents of the same child, foster children, foster parents, and members or former members of the same household (including roommates). Senate Bill 68 of the 77th Legislature amended the Family Code to include "Dating Violence". The "Dating Relationship" means a relationship between individuals who have or have had a continuing relationship of a romantic or intimate nature.

ANALYSIS

Volume

The total number of Texas family violence incidents in 2006 was 186,983. This represented a 0.4 percent decrease when compared to 2005. These incidents involved 200,722 victims (up 0.6 percent from 2005) and 196,942 offenders (up 1.0 percent from 2005).

Family Violence	2006	2005	% Change
Number of Incidents	186,983	187,811	-0.4%
Number of Victims	200,722	199,574	+0.6%
Number of Offenders	196,942	195,174	+1.0%

Victim/Offender Relationships

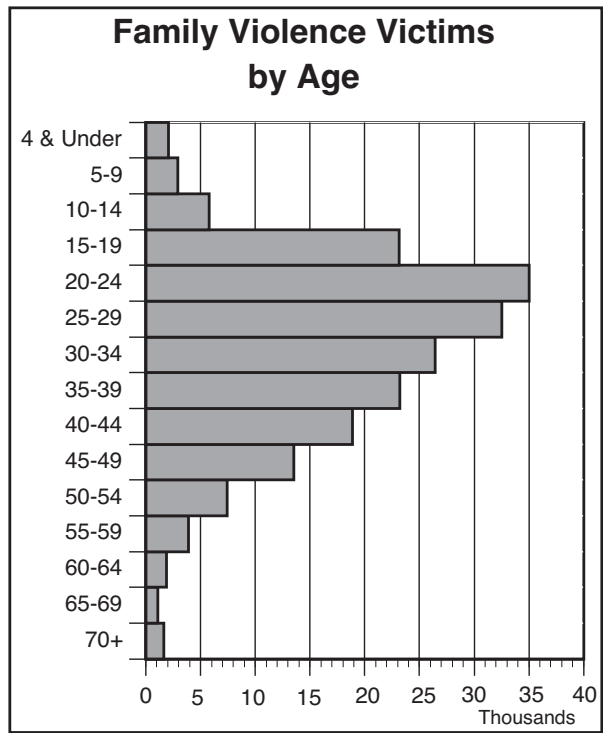
The largest percentage of family violence reports was between married spouses. The second most commonly reported relationship among offenders and victims was common-law spouses and the third most common relationship was other family member.

Relationship of Victim to Offender			
Relationship Type	Group Percent	Victim's Relationship	Percent of Total
Marital	47.6%	Husband	4.7
		Wife	20.1
		Common-Law Husband	2.8
		Common-Law Wife	15.7
		Ex-Husband	0.8
		Ex-Wife	3.5
Parental/ Child	15.5%	Father	2.0
		Mother	5.3
		Son	2.2
		Daughter	3.2
		Stepfather	0.8
		Stepmother	0.3
		Stepson	0.7
		Stepdaughter	0.9
		Foster Parent	0.05
		Foster Child	0.01
Other Family	36.9%	Grandfather	0.1
		Grandmother	0.4
		Grandson	0.1
		Granddaughter	0.3
		Brother	2.8
		Sister	3.7
		Stepbrother	0.1
		Stepsister	0.1
		Male Roommate	2.1
		Female Roommate	7.2
		Male In-Law	0.9
		Female In-Law	1.3
		Other Male Family Member	4.4
		Other Female Family Member	13.3
		Unk. Relationship-Male	0.03
		Unk. Relationship-Female	0.07

Victims

Incidents of family violence in 2006 involved 200,722 victims. Of the victims whose sex was known, 24 percent were male and 76 percent were female. The age group with the highest number of victims was the 20-to-24 year-old bracket.

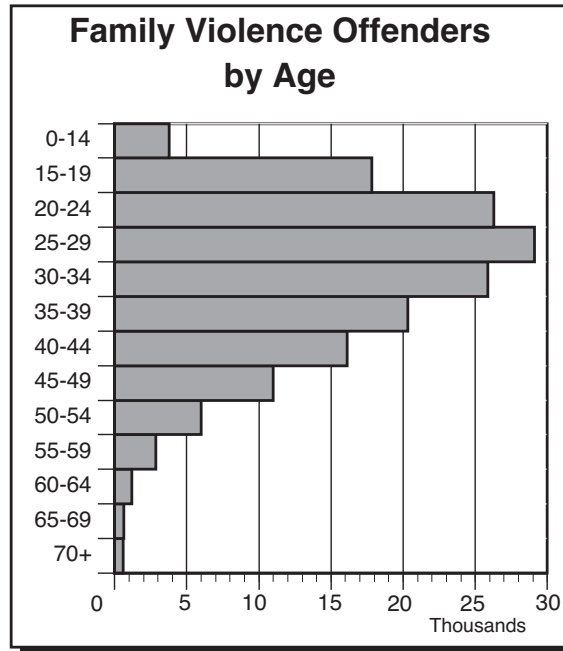
Of the victims whose ethnicity was known, 39 percent were Hispanic and 61 percent were not Hispanic. For the victims whose race was known, 74 percent were listed as White, 25 percent were Black, and 1 percent were American Indian or Alaskan Native and Asian or Pacific Islander. Of the White victims, 76 percent were female, 76 percent of the Black victims were female, 84 percent of the American Indian or Alaskan Native victims were female and 75 percent of the Asian or Pacific Islander victims were female.



Offenders

In 2006, 196,942 offenders were involved in incidents of family violence. Of the offenders whose sex was known, 78 percent were male and 22 percent were female. The age group showing the highest number of offenders was the 25-to-29 year-old bracket.

Of the offenders whose ethnicity was known, 40 percent were Hispanic and 60 percent were not Hispanic. Of the offenders whose race was



known, 71 percent were White, 28 percent were Black, and 1 percent were American Indian or Alaskan Native and Asian or Pacific Islander. An examination of offenders by race finds that 78 percent of the White offenders were male, 76 percent of the Black offenders were male, 75 percent of the American Indian or Alaskan Native offenders were male, and 73 percent of the Asian or Pacific Islander offenders were male.

Officer Assaults

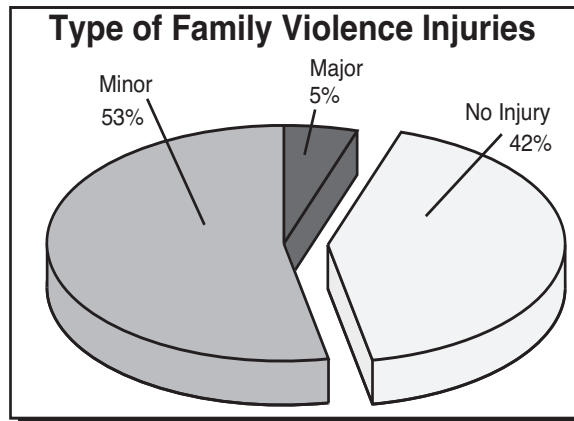
A serious problem inherent to police intervention and investigation of family violence incidents is the potential for law officers to be assaulted. In 2006, during the course of responding to family violence incidents, 474 Texas law officers were assaulted. By contrast, Uniform Crime Reports for 2006 listed 4,634 assaults on law officers during all types of police activity.

Offenses

Offense information in the family violence program is collected according to federal UCR guidelines and does not necessarily conform to Texas state definitions. Complete offense definitions are available in the appendix to this publication. Family violence offense information falls into six general categories: assaults, homicides, kidnapping/abductions, robberies, forcible sex offenses, and non-forcible sex offenses. Of the six main categories, assaults accounted for 97% of all offenses. Information for each individual crime is represented in the chart on the next page.

Family Violence Offenses			
Type	Group %	Offense	%
Assaults	96.7%	Aggravated Assault	15.7%
		Simple Assault	72.3%
		Intimidation	8.7%
Homicides	0.1%	Murder & Nonnegligent Manslaughter	0.1%
		Negligent Manslaughter	0.01%
		Justifiable Homicide	0.001%
Kidnapping	0.3%	Kidnapping/Abduction	0.3%
Robbery	0.2%	Robbery	0.2%
Forcible Sex Offenses	2.5%	Forcible Rape	1.0%
		Forcible Sodomy	0.3%
		Sexual Assault w/Object	0.2%
		Forcible Fondling	1.0%
Non-Forcible Sex Offenses	0.2%	Incest	0.09%
		Statutory Rape	0.1%

Of the apparent major injuries, severe lacerations were the most common at 31 percent. Possible internal injuries were reported in 29 percent of the apparent major injury reports, and apparent broken bones were noted in 11 percent of the apparent major injury cases.

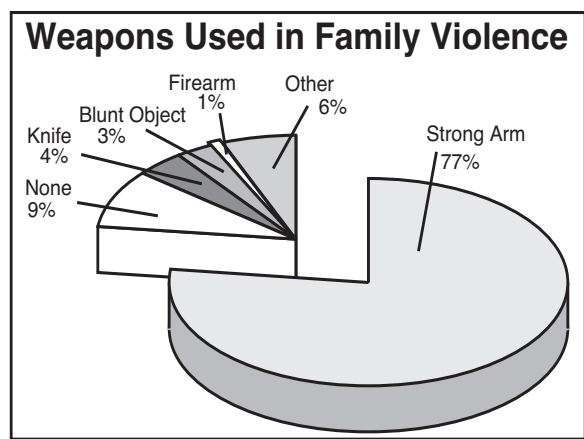
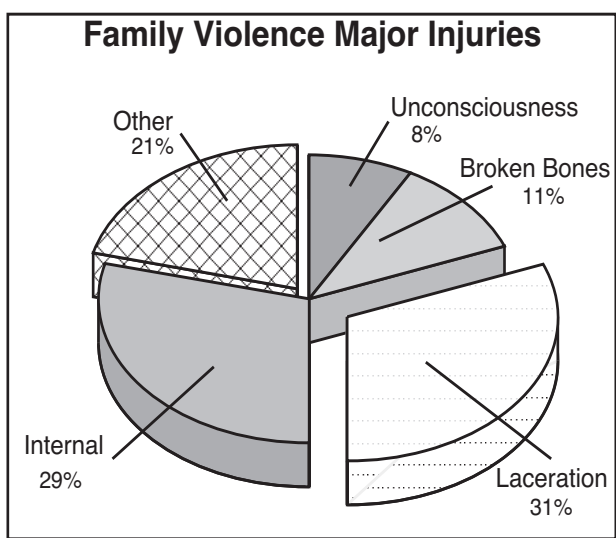


Injuries

For the purposes of this family violence report, the police officers who responded to disturbance calls determined the extent of injuries and all injuries were considered to be apparent injuries. If later medical attention indicated that the injuries were more or less severe than noted by the responding officer, this information is not included in the family violence report. The majority of reported injuries (53%) were considered to be minor injuries. In another 42 percent of family violence reports, 'no injury' was recorded. Major injuries were reported in 5 percent of the cases.

Weapons

The most common weapon involved in family violence cases was physical force through the use of hands, feet, and fists (strong-arm), which accounts for 77 percent of the incidents. The Texas Family Violence law considers the use of threats and intimidation to be serious enough to report and, thus, 9 percent of the reports were listed as involving no weapons. Knives or cutting instruments (4 percent), blunt objects (3 percent), firearms (1 percent), and other (6 percent) account for the remaining cases. Considered as other weapons were motor vehicles, poison, explosives, fire, drugs, unknown, and miscellaneous weapons.



FAMILY VIOLENCE BY JURISDICTION

AGENCY	INCIDENTS
ANDERSON COUNTY	
Anderson CO SO	.62
Palestine PD	.118
Frankston PD	.1
ANDREWS COUNTY	
Andrews CO SO	.18
Andrews PD	.34
ANGELINA COUNTY	
Angelina CO SO	.232
Diboll PD	.19
Huntington PD	.11
Lufkin PD	.412
Hudson PD	.1
ARANSAS COUNTY	
Aransas CO SO	.37
Aransas Pass PD	.120
Rockport PD	.34
ARCHER COUNTY	
Archer CO SO	.8
Holliday PD	.2
ARMSTRONG COUNTY	
Armstrong CO SO	.5
ATASCOSA COUNTY	
Atascosa CO SO	.151
Lytle PD	.8
Pleasanton PD	.58
Poteet PD	.30
Jourdanton PD	.27
AUSTIN COUNTY	
Austin CO SO	.25
Bellville PD	.6
Sealy PD	.22
Wallis PD	.7
BAILEY COUNTY	
Bailey CO SO	.3
Muleshoe PD	.30
BANDERA COUNTY	
Bandera CO SO	.88
BASTROP COUNTY	
Bastrop CO SO	.375
Bastrop PD	.59
Elgin PD	.31
Smithville PD	.28
BAYLOR COUNTY	
Seymour PD	.11
BEE COUNTY	
Bee CO SO	.66
Beeville PD	.157
BELL COUNTY	
Bell CO SO	.164
Belton PD	.127
Harker Heights PD	.111
Killeen PD	.1,753
Nolanville PD	.29
Temple PD	.518
Central Tx College PD	.4
Morgans Point Resort PD	.30
Salado PD	.6
BEXAR COUNTY	
Bexar CO SO	.1,360
San Antonio PD	.12,558

AGENCY	INCIDENTS
Alamo Heights PD	.12
Balcones Heights PD	.40
Castle Hills PD	.16
Converse PD	.30
Hill Country Village PD	.1
Hollywood Park PD	.6
Kirby PD	.84
Leon Valley PD	.23
Olmos Park PD	.5
Shavano Park PD	.4
Terrell Hills PD	.5
Universal City PD	.156
Windcrest PD	.27
Live Oak PD	.28
UT San Antonio PD	.1
Alamo Comm Coll Dist PD	.1
Selma PD	.23
Helotes PD	.13
East Central ISD PD	.2
Fair Oaks Ranch PD	.13
BLANCO COUNTY	
Blanco CO SO	.13
Blanco PD	.9
Johnson City PD	.4
BORDEN COUNTY	
Borden CO SO	.1
BOSQUE COUNTY	
Bosque CO SO	.77
Clifton PD	.8
BOWIE COUNTY	
Bowie CO SO	.234
De Kalb PD	.5
Nash PD	.25
New Boston PD	.25
Texarkana PD	.662
Wake Village PD	.13
Hooks PD	.10
BRAZORIA COUNTY	
Brazoria CO SO	.619
Alvin PD	.68
Angleton PD	.105
Clute PD	.95
Danbury PD	.9
Freeport	.73
Lake Jackson PD	.153
Manvel PD	.31
Pearland PD	.311
Richwood PD	.19
Sweeny PD	.21
West Columbia PD	.10
Brazoria PD	.18
Brookside Village PD	.10
Jones Creek PD	.9
Surfside Beach PD	.5
Oyster Creek PD	.2
BRAZOS COUNTY	
Brazos CO SO	.70
Bryan PD	.1,114
College Station PD	.269
TX A&M Univ PD	.4

AGENCY	INCIDENTS
BREWSTER COUNTY	
Brewster CO SO	.7
Alpine PD	.39
Sul Ross State Univ PD	.3
BRISCOE COUNTY	
Briscoe CO SO	.1
BROOKS COUNTY	
Falfurrias PD	.64
BROWN COUNTY	
Brown CO SO	.54
Bangs PD	.4
Brownwood PD	.205
Early PD	.14
BURLESON COUNTY	
Burleson CO SO	.29
Caldwell PD	.10
Somerville PD	.11
BURNET COUNTY	
Burnet CO SO	.74
Burnet PD	.33
Marble Falls PD	.75
Bertram PD	.7
Granite Shoals PD	.11
Horseshoe Bay PD	.8
CALDWELL COUNTY	
Caldwell CO SO	.91
Lockhart PD	.63
Luling PD	.34
CALHOUN COUNTY	
Calhoun CO SO	.50
Point Comfort PD	.1
Port Lavaca PD	.93
Seadrift PD	.3
CALLAHAN COUNTY	
Callahan CO SO	.16
Baird PD	.2
Clyde PD	.15
CAMERON COUNTY	
Cameron CO SO	.591
Brownsville PD	.1,954
Combes PD	.10
Harlingen PD	.490
La Feria PD	.67
Los Fresnos PD	.33
Port Isabel PD	.49
Primera PD	.37
San Benito PD	.295
Santa Rosa PD	.27
South Padre Island PD	.68
Cameron CO Park Ranger PD	.4
Laguna Vista PD	.11
CAMP COUNTY	
Camp CO SO	.32
Pittsburg PD	.47
CARSON COUNTY	
Carson CO SO	.1
Panhandle PD	.5
CASS COUNTY	
Cass CO SO	.34
Atlanta PD	.13
Queen City PD	.10
CASTRO COUNTY	
Castro CO SO	.3
Dimmit PD	.24
Hart PD	.6

AGENCY	INCIDENTS
CHAMBERS COUNTY	
Chambers CO SO	.55
Mont Belvieu PD	.27
CHEROKEE COUNTY	
Cherokee CO SO	.236
Jacksonville PD	.277
Rusk PD	.26
Alto PD	.5
Wells PD	.3
CHILDRESS COUNTY	
Childress CO SO	.5
Childress PD	.40
CLAY COUNTY	
Clay CO SO	.20
COCHRAN COUNTY	
Cochran CO SO	.14
COKE COUNTY	
Coke CO SO	.1
COLEMAN COUNTY	
Coleman CO SO	.2
Coleman PD	.34
Santa Anna PD	.4
COLLIN COUNTY	
Collin CO SO	.279
Allen PD	.288
Celina PD	.10
Farmersville PD	.4
Frisco PD	.296
McKinney PD	.743
Plano PD	.1,152
Prosper PD	.7
Wylie PD	.232
Princeton PD	.10
Melissa PD	.11
Parker PD	.2
Anna PD	.20
COLORADO COUNTY	
Colorado CO SO	.55
Columbus PD	.21
Eagle Lake PD	.35
Weimar PD	.10
COMAL COUNTY	
Comal CO SO	.378
New Braunfels PD	.908
Bulverde PD	.16
COMANCHE COUNTY	
Comanche CO SO	.20
Comanche PD	.49
Deleon PD	.13
CONCHO COUNTY	
Concho CO SO	.3
Eden PD	.6
COOKE COUNTY	
Cooke CO SO	.57
Gainesville PD	.147
CORYELL COUNTY	
Coryell CO SO	.66
Copperas Cove PD	.322
Gatesville PD	.61
COTTLE COUNTY	
Paducah PD	.2
CRANE COUNTY	
Crane CO SO	.2
Crane PD	.2
CROCKETT COUNTY	
Crockett CO SO	.13

AGENCY	INCIDENTS
CROSBY COUNTY	
Crosby CO SO	.4
Lorenzo PD	.5
CULBERSON COUNTY	
Culberson CO SO	.1
DALLAM COUNTY	
Dallam CO SO	.1
Dalhart PD	.53
DALLAS COUNTY	
Dallas CO SO	.53
Dallas PD	13,096
Addison PD	.161
Balch Springs PD	.213
Carrollton PD	.472
Cedar Hill PD	.273
Cockrell Hill PD	.28
Coppell PD	.88
Desoto PD	.340
Duncanville PD	.216
Farmers Branch PD	.140
Garland PD	.2,020
Grand Prairie PD	.1,094
Highland Park PD	.7
Hutchins PD	.18
Irving PD	.1,715
Lancaster PD	.457
Mesquite PD	.949
Richardson PD	.371
Sachse PD	.66
Seagoville PD	.119
University Park PD	.17
Wilmer PD	.30
UT Med School - Dallas PD	.1
UT Dallas PD	.3
Rowlett PD	.410
Glenn Heights PD	.110
Dallas Co Hosp Dist PD	.4
Baylor Hlth Care Sys PD	.1
Southern Methodist Univ PD	.4
Ovilla PD	.11
Cedar Hill ISD PD	.1
DAWSON COUNTY	
Dawson CO SO	.2
Lamesa PD	.78
DEAF SMITH COUNTY	
Deaf Smith CO SO	.9
Hereford PD	.112
DELTA COUNTY	
Delta CO SO	.11
DENTON COUNTY	
Denton CO SO	.141
Argyle PD	.5
Denton PD	.718
Lake Dallas PD	.45
Lewisville PD	.438
Pilot Point PD	.1
Univ of North Texas PD	.2
Flower Mound PD	.151
Little Elm PD	.68
The Colony PD	.102
Highland Village PD	.40
Corinth PD	.26
Hickory Creek PD	.3
Roanoke PD	.20
Trophy Club PD	.15
Ponder PD	.1
Northlake PD	.4
DEWITT COUNTY	
Dewitt CO SO	.27
Cuero PD	.19

AGENCY	INCIDENTS
Yorktown PD	.4
DICKENS COUNTY	
Spur PD	.2
DIMMITT COUNTY	
Dimmitt CO SO	.63
DONLEY COUNTY	
Donley CO SO	.6
DUVAL COUNTY	
Duval CO SO	.36
San Diego PD	.60
Freer PD	.4
EASTLAND COUNTY	
Eastland CO SO	.12
Cisco PD	.13
Eastland PD	.13
Gorman PD	.4
Ranger PD	.12
Rising Star PD	.5
ECTOR COUNTY	
Ector CO SO	.549
Odessa PD	.2,168
EDWARDS COUNTY	
Edwards CO SO	.3
ELLIS COUNTY	
Ellis CO SO	.212
Ennis PD	.96
Ferris PD	.13
Italy PD	.2
Midlothian PD	.44
Milford PD	.2
Palmer PD	.15
Red Oak PD	.2
Waxahachie PD	.150
EL PASO COUNTY	
El Paso CO SO	.358
Anthony PD	.17
El Paso PD	.5,635
UT El Paso PD	.5
El Paso Comm Coll PD	.1
El Paso ISD PD	.1
Horizon City PD	.94
Socorro PD	.215
Socorro ISD PD	.1
ERATH COUNTY	
Erath CO SO	.49
Dublin PD	.28
Stephenville PD	.106
FALLS COUNTY	
Falls CO SO	.30
Marlin PD	.30
Rosebud PD	.1
FANNIN COUNTY	
Fannin CO SO	.82
Bonham PD	.141
FAYETTE COUNTY	
Fayette CO SO	.22
La Grange PD	.28
Flatonia PD	.2
FISHER COUNTY	
Fisher CO SO	.5
FLOYD COUNTY	
Floyd CO SO	.3
Floydada PD	.4
Lockney PD	.20
FORT BEND COUNTY	
Fort Bend CO SO	.1,242
Missouri City PD	.290
Richmond PD	.178
Rosenberg PD	.200
Stafford PD	.104
Sugar Land PD	.179

AGENCY	INCIDENTS
Needville PD	.19
Arcola PD	.7
Meadows Place PD	.12
FRANKLIN COUNTY	
Franklin CO SO	.24
FREESTONE COUNTY	
Freestone CO SO	.22
Fairfield PD	.17
Teague PD	.9
Wortham PD	.2
FRIO COUNTY	
Frio CO SO	.9
Pearsall PD	.48
Dilley PD	.34
GAINES COUNTY	
Gaines CO SO	.9
Seagraves PD	.5
Seminole PD	.21
GALVESTON COUNTY	
Galveston CO SO	.94
Dickinson PD	.69
Friendswood PD	.128
Galveston PD	1,060
Hitchcock PD	.38
Kemah PD	.10
La Marque PD	.251
League City PD	.358
Texas City PD	.654
UTMB-Galveston PD	.4
Texas A&M Galveston PD	.1
Jamaica Beach PD	.1
Santa Fe PD	.64
Bayou Vista PD	.1
GARZA COUNTY	
Garza CO SO	.31
GILLESPIE COUNTY	
Gillespie CO SO	.15
Fredericksburg PD	.16
GOLIAD COUNTY	
Goliad CO SO	.21
GONZALES COUNTY	
Gonzales CO SO	.48
Gonzales PD	.34
Waelder PD	.3
GRAY COUNTY	
Gray CO SO	.11
Pampa PD	.268
GRAYSON COUNTY	
Grayson CO SO	.228
Collinsville PD	.11
Denison PD	.111
Pottsboro PD	.16
Sherman PD	.524
Whitesboro PD	.20
Howe PD	.9
Grayson Co College PD	.1
GREGG COUNTY	
Gregg CO SO	.177
Gladewater PD	.28
Kilgore PD	.67
Longview PD	1,013
White Oak PD	.27
GRIMES COUNTY	
Grimes CO SO	.47
Navasota PD	.52
GUADALUPE COUNTY	
Guadalupe CO SO	.372
Marion PD	.6
Schertz PD	.133

AGENCY	INCIDENTS
Seguin PD	.338
Cibolo PD	.121
HALE COUNTY	
Hale CO SO	.4
Abernathy PD	.10
Hale Center PD	.11
Plainview PD	.62
HALL COUNTY	
Hall CO SO	.1
Memphis PD	.6
HAMILTON COUNTY	
Hamilton CO SO	.4
HANSFORD COUNTY	
Hansford CO SO	.2
Gruver PD	.1
Spearman PD	.1
HARDEMAN COUNTY	
Hardeman CO SO	.11
HARDIN COUNTY	
Hardin CO SO	.75
Kountze PD	.9
Silsbee PD	.29
Sour Lake PD	.15
Lumberton PD	.80
HARRIS COUNTY	
Harris CO SO	8,569
Houston PD	20,070
Baytown PD	.599
Bellaire PD	.25
Deer Park PD	.195
Galena Park PD	.59
Humble PD	.56
Jacinto City PD	.59
Jersey Village PD	.9
La Porte PD	.173
Pasadena PD	1,269
Seabrook PD	.75
South Houston PD	.124
Spring Valley PD	.7
Tomball PD	.67
Memorial Village PD	.13
Webster PD	.145
West University Place PD	.12
Katy PD	.113
Nassau Bay PD	.19
University of Houston PD	.5
Tx Southern Univ PD	.19
Hedwig Village PD	.3
Klein ISD PD	.1
Lakeview PD	.20
Pasadena ISD PD	.2
Humble ISD PD	.1
HARRISON COUNTY	
Harrison CO SO	.69
Hallsville PD	.6
Marshall PD	.168
HASKELL COUNTY	
Haskell CO SO	.3
Haskell PD	.6
HAYS COUNTY	
Hays CO SO	.177
San Marcos PD	.217
Texas State-San Marcos Univ PD	.4
Kyle PD	.37
HEMPHILL COUNTY	
Hemphill CO SO	.14
HENDERSON COUNTY	
Henderson CO SO	.135

AGENCY	INCIDENTS
Athens PD	.66
Malakoff PD	.13
Seven Points PD	.15
Gun Barrel City PD	.41
Tool PD	.22
HIDALGO COUNTY	
Hidalgo CO SO	2,258
Alamo PD	.115
Donna PD	.351
Edcouch PD	.28
Edinburg PD	.732
Elsa PD	.105
Hidalgo PD	.37
La Villa PD	.2
McAllen PD	.944
Mercedes PD	.98
Mission PD	.255
Pharr PD	.423
San Juan PD	.184
Weslaco PD	.296
La Joya PD	.32
Alton PD	.39
Progreso PD	.32
Penitas PD	.8
Sullivan City PD	.44
HILL COUNTY	
Hill CO SO	.31
Hillsboro PD	.58
Hubbard PD	.3
Itasca PD	.8
Whitney PD	.11
HOCKLEY COUNTY	
Hockley CO SO	.27
Levelland PD	.121
Anton PD	.1
HOOD COUNTY	
Hood CO SO	.250
Granbury PD	.10
HOPKINS COUNTY	
Hopkins CO SO	.38
Sulphur Springs PD	.93
HOUSTON COUNTY	
Houston CO SO	.31
Crockett PD	.38
Grapeland PD	.2
HOWARD COUNTY	
Howard CO SO	.19
Big Spring PD	.222
HUDSPETH COUNTY	
Hudspeth CO SO	.18
HUNT COUNTY	
Hunt CO SO	.241
Commerce PD	.93
Greenville PD	.420
TX A&M Univ-Commerce PD	.17
West Tawakoni PD	.26
Quinlan PD	.8
HUTCHINSON COUNTY	
Hutchinson CO SO	.38
Borger PD	.102
IRION COUNTY	
Irion CO SO	.2
JACK COUNTY	
Jack CO SO	.5
Jacksboro PD	.18

AGENCY	INCIDENTS
JACKSON COUNTY	
Jackson CO SO	.9
Edna PD	.26
Ganado PD	.3
JASPER COUNTY	
Jasper CO SO	.31
Jasper PD	.142
Kirbyville PD	.5
JEFF DAVIS COUNTY	
Jeff Davis CO SO	.7
JEFFERSON COUNTY	
Jefferson CO SO	.137
Beaumont PD	1,628
Groves PD	.135
Nederland PD	.103
Port Arthur PD	.333
Port Neches PD	.100
JIM HOGG COUNTY	
Jim Hogg CO SO	.12
JIM WELLS COUNTY	
Jim Wells CO SO	.139
Alice PD	.377
Premont PD	.11
JOHNSON COUNTY	
Johnson CO SO	.904
Alvarado PD	.17
Burleson PD	.178
Cleburne PD	.281
Joshua PD	.33
Keene PD	.13
JONES COUNTY	
Jones CO SO	.18
Anson PD	.8
Hamlin PD	.6
Stamford PD	.20
KARNES COUNTY	
Karnes CO SO	.19
Karnes City PD	.12
Kenedy PD	.28
KAUFMAN COUNTY	
Kaufman CO SO	.513
Forney PD	.40
Kaufman PD	.9
Kemp PD	.12
Terrell PD	.160
KENDALL COUNTY	
Kendall CO SO	.52
Boerne PD	.37
KENEDY COUNTY	
Kenedy CO SO	.1
KENT COUNTY	
Kent CO SO	.1
KERR COUNTY	
Kerr CO SO	.90
Kerrville PD	.174
Ingram PD	.8
KIMBLE COUNTY	
Kimble CO SO	.6
Junction PD	.29
KLEBERG COUNTY	
Kleberg CO SO	.22
Kingsville PD	.405
KNOX COUNTY	
Knox CO SO	.9
Munday PD	.7

AGENCY	INCIDENTS
LAMAR COUNTY	
Lamar CO SO	106
Paris PD	558
Reno PD	7
LAMB COUNTY	
Lamb CO SO	5
Littlefield PD	235
Olton PD	7
LAMPASAS COUNTY	
Lampasas CO SO	26
Lampasas PD	66
Kempner PD	1
LA SALLE COUNTY	
LaSalle CO SO	40
LAVACA COUNTY	
Lavaca CO SO	9
Hallettsville PD	17
Yoakum PD	28
LEE COUNTY	
Lee CO SO	18
Giddings PD	35
Lexington PD	7
LEON COUNTY	
Leon CO SO	50
LIBERTY COUNTY	
Liberty CO SO	374
Cleveland PD	54
Dayton PD	19
Liberty PD	16
LIMESTONE COUNTY	
Limestone CO SO	25
Groesbeck PD	10
Mexia PD	109
LIPSCOMB COUNTY	
Lipscomb CO SO	4
LIVE OAK COUNTY	
Live Oak CO SO	9
Three Rivers PD	10
LLANO COUNTY	
Llano CO SO	40
Llano PD	37
LUBBOCK COUNTY	
Lubbock CO SO	255
Idalou PD	3
Lubbock PD	3,480
Shallowater PD	1
Slaton PD	35
TX Tech Univ PD	9
Wolfforth PD	7
LYNN COUNTY	
Lynn CO SO	3
Tahoka PD	13
O'Donnell PD	5
MCCULLOCH COUNTY	
McCulloch CO SO	6
Brady PD	39
MCLENNAN COUNTY	
McLennan CO SO	247
Bellmead PD	176
Beverly Hills PD	3
Hewitt PD	63
Lacy-Lakeview PD	68
Lorena PD	2
McGregor PD	25
Mart PD	9
Robinson PD	29
Waco PD	1,788
West PD	11

AGENCY	INCIDENTS
Woodway PD	22
Riesel PD	3
TSTC Waco PD	27
Baylor Univ PD	2
Bruceville-Eddy PD	5
MCMULLEN COUNTY	
McMullen CO SO	1
MADISON COUNTY	
Madison CO SO	25
Madisonville PD	42
MARION COUNTY	
Marion CO SO	27
Jefferson PD	27
MARTIN COUNTY	
Stanton PD	7
MASON COUNTY	
Mason CO SO	12
MATAGORDA COUNTY	
Matagorda CO SO	98
Bay City PD	318
Palacios PD	30
Bay City ISD PD	1
MAVERICK COUNTY	
Maverick CO SO	263
Eagle Pass PD	418
MEDINA COUNTY	
Medina CO SO	66
Castroville PD	11
Devine PD	41
Hondo PD	64
MENARD COUNTY	
Menard CO SO	2
MIDLAND COUNTY	
Midland CO SO	182
Midland PD	527
MILAM COUNTY	
Milam CO SO	24
Cameron PD	11
Rockdale PD	13
Thorndale PD	3
MILLS COUNTY	
Mills CO SO	7
MITCHELL COUNTY	
Mitchell CO SO	10
Colorado City PD	59
MONTAGUE COUNTY	
Montague CO SO	12
Bowie PD	37
Nocona PD	6
MONTGOMERY COUNTY	
Montgomery CO SO	2,100
Conroe PD	568
Roman Forest PD	12
Magnolia PD	12
Shenandoah PD	5
Willis PD	64
Oak Ridge North PD	10
Montgomery PD	2
MOORE COUNTY	
Moore CO SO	5
Dumas PD	348
MORRIS COUNTY	
Daingerfield PD	11
Lone Star PD	21
MOTLEY COUNTY	
Motley CO SO	1
NACOGDOCHES COUNTY	
Nacogdoches CO SO	145

AGENCY	INCIDENTS
Nacogdoches PD	.461
Stephen F Austin Univ PD	.11
NAVARRO COUNTY	
Navarro CO SO	.112
Corsicana PD	.350
Kerens PD	.3
NEWTON COUNTY	
Newton CO SO	.23
NOLAN COUNTY	
Nolan CO SO	.17
Sweetwater PD	.77
NUECES COUNTY	
Nueces CO SO	.75
Bishop PD	.16
Corpus Christi PD	4,428
Robstown PD	.84
Port Aransas PD	.31
TX A&M Univ Corpus Christi PD	.2
Driscoll PD	.2
OCHILTREE COUNTY	
Ochiltree CO SO	.12
Perryton PD	.47
OLDHAM COUNTY	
Oldham CO SO	.5
ORANGE COUNTY	
Orange CO SO	.175
Bridge City PD	.67
Orange PD	.204
Pinehurst PD	.30
Vidor PD	.77
West Orange PD	.24
PALO PINTO COUNTY	
Palo Pinto CO SO	.22
Mineral Wells PD	.89
PANOLA COUNTY	
Panola CO SO	.99
Carthage PD	.73
PARKER COUNTY	
Parker CO SO	.225
Weatherford PD	.118
Springtown PD	.9
Hudson Oaks PD	.4
Willow Park PD	.2
PARMER COUNTY	
Parker CO SO	.3
Bovina PD	.5
Frona PD	.24
Farwell PD	.1
PECOS COUNTY	
Pecos CO SO	.3
Fort Stockton PD	.69
POLK COUNTY	
Polk CO SO	.301
Livingston PD	.25
Corrigan PD	.1
Onalaska PD	.6
POTTER COUNTY	
Potter CO SO	.30
Amarillo PD	2,086
Amarillo College PD	.2
PRESIDIO COUNTY	
Marfa PD	.13
Presidio PD	.11
RAINS COUNTY	
Rains CO SO	.21
RANDALL COUNTY	
Randall CO SO	.107

AGENCY	INCIDENTS
Canyon PD	.28
West Texas A&M PD	.2
REAGAN COUNTY	
Reagan CO SO	.17
REAL COUNTY	
Real CO SO	.4
RED RIVER COUNTY	
Red River CO SO	.27
Clarksville PD	.43
Bogota PD	.8
REEVES COUNTY	
Reeves CO SO	.18
Pecos PD	.33
REFUGIO COUNTY	
Refugio CO SO	.25
Refugio PD	.7
ROBERTS COUNTY	
Roberts CO SO	.7
ROBERTSON COUNTY	
Robertson CO SO	.16
Bremond PD	.4
Hearne PD	.42
ROCKWALL COUNTY	
Rockwall CO SO	.117
Rockwall PD	.215
Royse City PD	.49
Heath PD	.16
RUNNELS COUNTY	
Runnels CO SO	.6
Ballinger PD	.23
Winters PD	.9
RUSK COUNTY	
Rusk CO SO	.319
Henderson PD	.364
Overton PD	.8
Tatum PD	.3
SABINE COUNTY	
Sabine CO SO	.28
Hemphill PD	.4
Pineland PD	.2
SAN AUGUSTINE COUNTY	
San Augustine CO SO	.13
San Augustine PD	.8
SAN JACINTO COUNTY	
San Jacinto CO SO	.95
SAN PATRICIO COUNTY	
San Patricio CO SO	.68
Ingleside PD	.39
Mathis PD	.29
Portland PD	.76
Sinton PD	.147
Taft PD	.35
Gregory PD	.8
SAN SABA COUNTY	
San Saba CO SO	.6
San Saba PD	.2
SCHLEICHER COUNTY	
Schleicher CO SO	.4
SCURRY COUNTY	
Scurry CO SO	.28
Snyder PD	.107
SHACKELFORD COUNTY	
Shackelford CO SO	.15
SHELBY COUNTY	
Shelby CO SO	.84
Center PD	.46

AGENCY	INCIDENTS
SHERMAN COUNTY	
Stratford PD	.2
SMITH COUNTY	
Smith CO SO	.380
Arp PD	.1
Lindale PD	.12
Tyler PD	.661
Whitehouse PD	.27
UT Tyler PD	.1
Bullard PD	.6
SOMERVELL COUNTY	
Somervell CO SO	.33
STARR COUNTY	
Starr CO SO	.65
Rio Grande City PD	.188
Roma PD	.44
STEPHENS COUNTY	
Stephens CO SO	.7
Breckenridge PD	.18
STERLING COUNTY	
Sterling CO SO	.1
STONEWALL COUNTY	
Stonewall CO SO	.4
SUTTON COUNTY	
Sonora PD	.31
SWISHER COUNTY	
Swisher CO SO	.1
Tulia PD	.48
TARRANT COUNTY	
Tarrant CO SO	.184
Arlington PD	.3,694
Azle PD	.84
Bedford PD	.373
Benbrook PD	.100
Blue Mound PD	.6
Crowley PD	.95
Dalworthington Gardens PD	.5
Eules PD	.334
Everman PD	.57
Forest Hill PD	.83
Fort Worth PD	.6,247
Grapevine PD	.237
Haltom City PD	.559
Hurst PD	.302
Kennedale PD	.64
Lakeside PD	.3
Lake Worth PD	.26
Mansfield PD	.143
North Richland Hills PD	.675
Richland Hills PD	.60
River Oaks PD	.47
Saginaw PD	.54
Sansom Park Village PD	.20
Watauga PD	.85
Westworth PD	.16
White Settlement PD	.86
Keller PD	.79
Pantego PD	.1
Southlake PD	.55
UT Arlington PD	.7
Dallas/Ft Worth Airport PD	.7
Colleyville PD	.19
Pelican Bay PD	.17
Univ No TX Hlth Sci Ctr PD	.2
Tarrant CO Hosp Dist PD	.1
TAYLOR COUNTY	
Taylor CO SO	.55
Abilene PD	.1,811

AGENCY	INCIDENTS
Merkel PD	.14
Tye PD	.3
TERRELL COUNTY	
Terrell CO SO	.2
TERRY COUNTY	
Terry CO SO	.3
Brownfield PD	.42
THROCKMORTON COUNTY	
Throckmorton CO SO	.1
TITUS COUNTY	
Titus CO SO	.211
Mount Pleasant PD	.228
TOM GREEN COUNTY	
Tom Green CO SO	.60
San Angelo PD	.1,430
Angelo State Univ PD	.1
TRAVIS COUNTY	
Travis CO SO	.963
Austin PD	.6,739
Manor PD	.28
Rollingwood PD	.1
West Lake Hills PD	.5
UT Austin PD	.1
Pflugerville PD	.44
Lakeway PD	.27
Sunset Valley PD	.2
Lago Vista PD	.18
Jonestown PD	.25
Mustang Ridge PD	.1
Austin ISD PD	.2
TRINITY COUNTY	
Trinity CO SO	.31
Trinity PD	.13
TYLER COUNTY	
Tyler CO SO	.13
Woodville PD	.3
UPSHUR COUNTY	
Upshur CO SO	.104
Big Sandy PD	.5
Gilmer PD	.26
UPTON COUNTY	
Upton CO SO	.12
UVALDE COUNTY	
Uvalde CO SO	.47
Uvalde PD	.198
Sabinal PD	.15
VAL VERDE COUNTY	
Val Verde CO SO	.28
Del Rio PD	.351
VAN ZANDT COUNTY	
Van Zandt CO SO	.100
Canton PD	.1
Edgewood PD	.1
Grand Saline PD	.1
Van PD	.3
Wills Point PD	.1
VICTORIA COUNTY	
Victoria CO SO	.144
Victoria PD	.647
WALKER COUNTY	
Walker CO SO	.152
Huntsville PD	.236
WALLER COUNTY	
Waller CO SO	.32
Brookshire PD	.22
Waller PD	.24

AGENCY	INCIDENTS
Hempstead PD	.97
Prairie View A&M Univ PD	.3
WARD COUNTY	
Ward CO SO	.14
Monahans PD	.76
WASHINGTON COUNTY	
Washington CO SO	.43
Brenham PD	.188
WEBB COUNTY	
Webb CO SO	.72
Laredo PD	1,809
Laredo Comm Coll PD	.2
Texas A&M Internat'l Univ PD	.6
Laredo ISD PD	.1
WHARTON COUNTY	
Wharton CO SO	.117
El Campo PD	.45
Wharton PD	.142
WHEELER COUNTY	
Wheeler CO SO	.1
Shamrock PD	.5
WICHITA COUNTY	
Wichita CO SO	.34
Burkburnett PD	.40
Electra PD	.16
Iowa Park PD	.29
Wichita Falls PD	1,132
WILBARGER COUNTY	
Wilbarger CO SO	.2
Vernon PD	.89
WILLACY COUNTY	
Willacy CO SO	.54
Raymondville PD	.143
Raymondville ISD PD	.2
WILLIAMSON COUNTY	
Williamson CO SO	.455
Florence PD	.1
Georgetown PD	.161
Granger PD	.2
Hutto PD	.33
Round Rock PD	.260
Taylor PD	.191
Cedar Park PD	.272
Leander PD	.94
Thrall PD	.3
WILSON COUNTY	
Wilson CO SO	.47
Floresville PD	.60
WINKLER COUNTY	
Winkler CO SO	.3
Kermit PD	.41
Wink PD	.2
WISE COUNTY	
Wise CO SO	.104
Bridgeport PD	.52
Decatur PD	.9

AGENCY	INCIDENTS
Runaway Bay PD	.7
WOOD COUNTY	
Wood CO SO	.84
Hawkins PD	.8
Mineola PD	.5
Quitman PD	.3
Winnboro PD	.17
YOAKUM COUNTY	
Yoakum CO SO	.6
Denver City PD	.30
YOUNG COUNTY	
Young CO SO	.33
Graham PD	.67
Olney PD	.12
ZAPATA COUNTY	
Zapata CO SO	.31
ZAVALA COUNTY	
Zavala CO SO	.49
Crystal City PD	.52

Jurisdictions not represented reported zero incidents of Family Violence.