

**Chapter
5**

**FAMILY
VIOLENCE**

FAMILY VIOLENCE

5

DEFINITION

The Texas Family Code defines Family Violence as an act by a member of a family or household against another member that is intended to result in physical harm, bodily injury, assault, or a threat that reasonably places the member in fear of imminent physical harm. The law excludes the reasonable discipline of a child and defines abuse as physical injury that results in substantial harm or genuine threat; sexual contact, intercourse, or conduct; or compelling or encouraging the child to engage in sexual conduct.

By definition and for the purposes of family violence reports, 'family' includes individuals related by consanguinity (blood) or affinity, marriage or former marriage, biological parents of the same child, foster children, foster parents, and members or former members of the same household (including roommates). Senate Bill 68 of the 77th Legislature amended the Family Code to include "Dating Violence". The "Dating Relationship" means a relationship between individuals who have or have had a continuing relationship of a romantic or intimate nature.

ANALYSIS

Volume

The total number of Texas family violence incidents in 2005 was 187,811. This represented a 3.1 percent increase when compared to 2004. These incidents involved 199,574 victims (up 2.3 percent from 2004) and 195,174 offenders (up 2.3 percent from 2004).

Family Violence	2005 Reported	2004 Estimated	% Change
Number of Incidents	187,811	182,087	+3.1%
Number of Victims	199,574	195,042	+2.3%
Number of Offenders	195,174	190,865	+ 2.3%

Victim/Offender Relationships

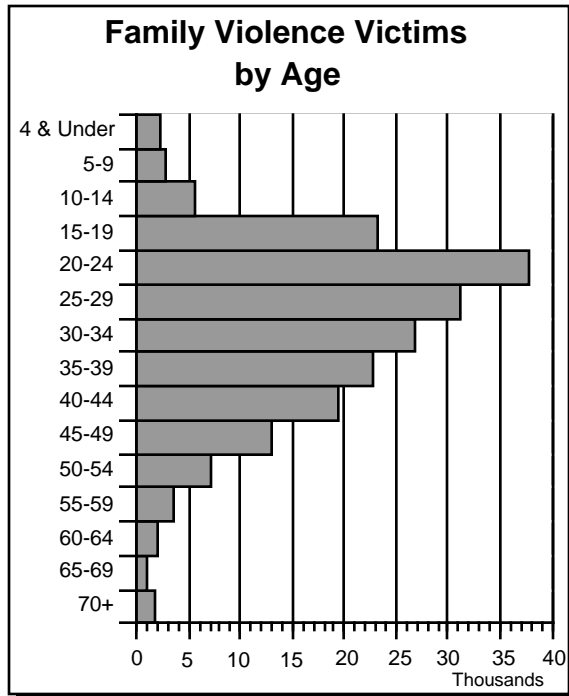
The largest percentage of family violence reports was between married spouses. The second most commonly reported relationship among offenders and victims was common-law spouses and the third most common relationship was other family member.

Relationship of Victim to Offender			
Relationship Type	Group Percent	Victim's Relationship	Percent of Total
Marital	48.8%	Husband	4.8
		Wife	20.9
		Common-Law Husband	2.8
		Common-Law Wife	15.9
		Ex-Husband	0.9
		Ex-Wife	3.5
Parental/Child	16.0%	Father	2.0
		Mother	5.5
		Son	2.4
		Daughter	3.3
		Stepfather	0.8
		Stepmother	0.3
		Stepson	0.7
		Stepdaughter	0.9
		Foster Parent	0.05
		Foster Child	0.02
Other Family	35.2%	Grandfather	0.1
		Grandmother	0.4
		Grandson	0.1
		Granddaughter	0.2
		Brother	2.8
		Sister	3.8
		Stepbrother	0.1
		Stepsister	0.2
		Male Roommate	2.2
		Female Roommate	7.2
		Male In-Law	1.0
		Female In-Law	1.4
		Other Male Family Member	4.1
		Other Female Family Member	11.5
		Unk. Relationship-Male	0.07
		Unk. Relationship-Female	0.1

Victims

Incidents of family violence in 2005 involved 199,574 victims. Of the victims whose sex was known, 25 percent were male and 75 percent were female. The age group with the highest number of victims was the 20-to-24 year-old bracket.

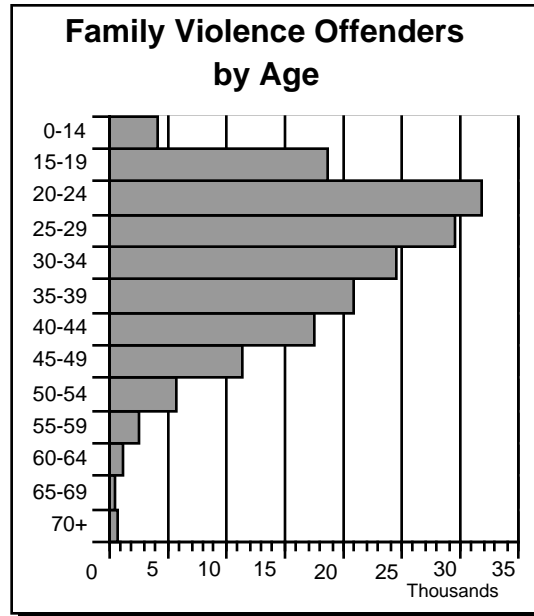
Of the victims whose ethnicity was known, 39 percent were Hispanic and 61 percent were not Hispanic. For the victims whose race was known, 75 percent were listed as White, 24 percent were Black, and 1 percent were American Indian or Alaskan Native and Asian or Pacific Islander. Of the White victims, 75 percent were female, 76 percent of the Black victims were female, 75 percent of the American Indian or Alaskan Native victims were female and 73 percent of the Asian or Pacific Islander victims were female.



Offenders

In 2005, 195,174 offenders were involved in incidents of family violence. Of the offenders whose sex was known, 77 percent were male and 23 percent were female. The age group showing the highest number of offenders was the 20-to-24 year-old bracket.

Of the offenders whose ethnicity was known, 40 percent were Hispanic and 60 percent were not Hispanic. Of the offenders whose race was



known, 72 percent were White, 27 percent were Black, and 1 percent were American Indian or Alaskan Native and Asian or Pacific Islander. An examination of offenders by race finds that 78 percent of the White offenders were male, 79 percent of the Black offenders were male, 76 percent of the American Indian or Alaskan Native offenders were male, and 73 percent of the Asian or Pacific Islander offenders were male.

Officer Assaults

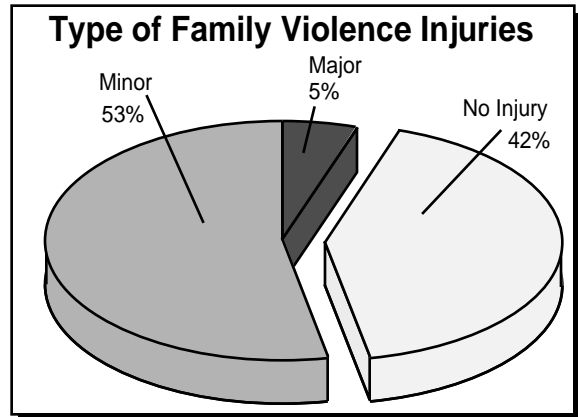
A serious problem inherent to police intervention and investigation of family violence incidents is the potential for law officers to be assaulted. In 2005, during the course of responding to family violence incidents, 497 Texas law officers were assaulted. By contrast, Uniform Crime Reports for 2005 listed 4,619 assaults on law officers during all types of police activity.

Offenses

Offense information in the family violence program is collected according to federal UCR guidelines and does not necessarily conform to Texas state definitions. Complete offense definitions are available in the appendix to this publication. Family violence offense information falls into six general categories: assaults, homicides, kidnapping/abductions, robberies, forcible sex offenses, and non-forcible sex offenses. Of the six main categories, assaults accounted for 97% of all offenses. Information for each individual crime is represented in the chart on the next page.

Family Violence Offenses			
Type	Group %	Offense	%
Assaults	97.0%	Aggravated Assault	15.7%
		Simple Assault	72.4%
		Intimidation	8.9%
Homicides	0.09%	Murder & Nonnegligent Manslaughter	0.09%
		Negligent Manslaughter	.005%
		Justifiable Homicide	.0005%
		Kidnapping	0.2%
Robbery	0.2%	Robbery	0.2%
Forcible Sex Offenses	2.4%	Forcible Rape	1.0%
		Forcible Sodomy	0.3%
		Sexual Assault w/Object	0.2%
		Forcible Fondling	0.9%
Non-Forcible Sex Offenses	0.1%	Incest	0.05%
		Statutory Rape	0.05%

Of the apparent major injuries, severe lacerations were the most common at 32 percent. Possible internal injuries were reported in 31 percent of the apparent major injury reports, and apparent broken bones were noted in 11 percent of the apparent major injury cases.

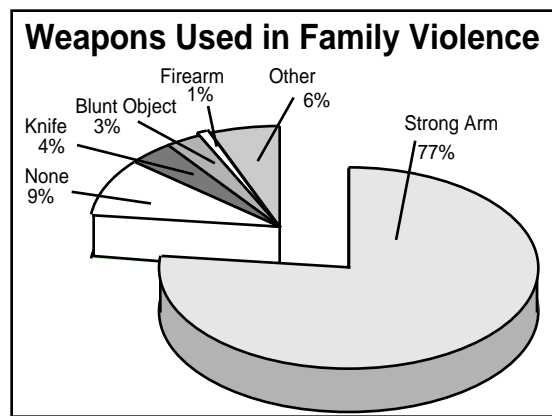
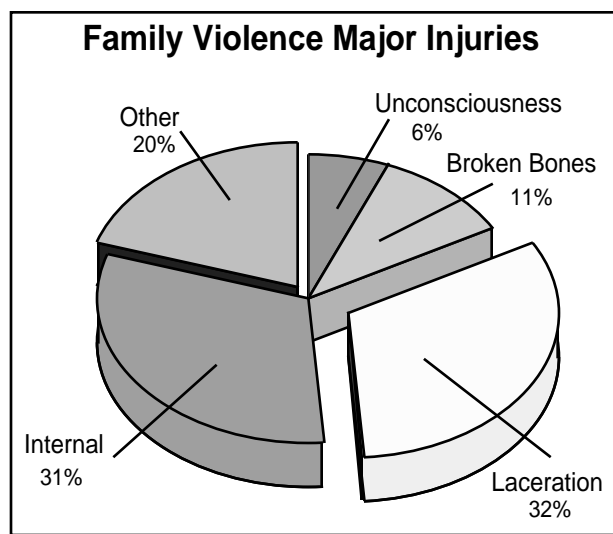


Injuries

For the purposes of this family violence report, the police officers who responded to disturbance calls determined the extent of injuries and all injuries were considered to be apparent injuries. If later medical attention indicated that the injuries were more or less severe than noted by the responding officer, this information is not included in the family violence report. The majority of reported injuries (53%) were considered to be minor injuries. In another 42 percent of family violence reports, 'no injury' was recorded. Major injuries were reported in 5 percent of the cases.

Weapons

The most common weapon involved in family violence cases was physical force through the use of hands, feet, and fists (strong-arm), which accounts for 77 percent of the incidents. The Texas Family Violence law considers the use of threats and intimidation to be serious enough to report and, thus, 9 percent of the reports were listed as involving no weapons. Knives or cutting instruments (4 percent), blunt objects (3 percent), firearms (1 percent), and other (6 percent) account for the remaining cases. Considered as other weapons were motor vehicles, poison, explosives, fire, drugs, unknown, and miscellaneous weapons.



FAMILY VIOLENCE BY JURISDICTION

AGENCY	INCIDENTS
ANDERSON COUNTY	
Anderson CO SO	.88
Palestine PD	110
ANDREWS COUNTY	
Andrews CO SO	.19
Andrews PD	.37
ANGELINA COUNTY	
Angelina CO SO	.224
Diboll PD	.14
Huntington PD	.1
Lufkin PD	.354
Hudson PD	.6
ARANSAS COUNTY	
Aransas CO SO	.31
Aransas Pass PD	.104
Rockport PD	.48
ARCHER COUNTY	
Archer CO SO	.9
Holliday PD	.6
ARMSTRONG COUNTY	
Armstrong CO SO	.8
ATASCOSA COUNTY	
Atascosa CO SO	.163
Lytle PD	.13
Pleasanton PD	.53
Poteet PD	.24
Jourdanton PD	.23
AUSTIN COUNTY	
Austin CO SO	.19
Bellville PD	.7
Sealy PD	.27
Wallis PD	.16
BAILEY COUNTY	
Bailey CO SO	.8
Muleshoe PD	.35
BANDERA COUNTY	
Bandera CO SO	.116
BASTROP COUNTY	
Bastrop CO SO	.397
Bastrop PD	.47
Elgin PD	.45
Smithville PD	.15
BAYLOR COUNTY	
Baylor CO SO	.2
Seymour PD	.11
BEE COUNTY	
Bee CO SO	.43
Beeville PD	.151
BELL COUNTY	
Bell CO SO	.145
Bartlett PD	.3
Belton PD	.165
Harker Heights PD	.102
Killeen PD	1,743
Nolanville PD	.43
Temple PD	.609
Central Tx College PD	.5
Morgans Point Resort PD	.14
Holland PD	.5
Salado PD	.2
Univ of Mary Hardin Baylor PD	.1

AGENCY	INCIDENTS
BEXAR COUNTY	
Bexar CO SO	1,317
San Antonio PD	13,129
Alamo Heights PD	.15
Balcones Heights PD	.27
Castle Hills PD	.17
Converse PD	.56
Hill Country Village PD	.4
Hollywood Park PD	.6
Kirby PD	.56
Leon Valley PD	.25
Olmos Park PD	.4
Shavano Park PD	.4
Terrell Hills PD	.8
Universal City PD	.187
Windcrest PD	.24
Live Oak PD	.36
UT Health Science Ctr-San Antonio PD	.1
UT San Antonio PD	.2
Judson ISD PD	.2
Selma PD	.22
Somerset PD	.3
Helotes PD	.9
Trinity University PD	.1
East Central ISD PD	.1
Fair Oaks Ranch PD	.6
BLANCO COUNTY	
Blanco CO SO	.16
Blanco PD	.7
Johnson City PD	.4
BORDEN COUNTY	
Borden CO SO	.4
BOSQUE COUNTY	
Bosque CO SO	.80
Clifton PD	.11
Meridian PD	.3
BOWIE COUNTY	
Bowie CO SO	.238
De Kalb PD	.3
Nash PD	.37
New Boston PD	.16
Texarkana PD	.693
Wake Village PD	.11
Hooks PD	.5
BRAZORIA COUNTY	
Brazoria CO SO	.704
Alvin PD	.77
Angleton PD	.113
Clute PD	.98
Danbury PD	.9
Freeport	.102
Lake Jackson PD	.114
Manvel PD	.20
Pearland PD	.293
Richwood PD	.14
Sweeny PD	.24
West Columbia PD	.5
Brazoria PD	.24
Brookside Village PD	.5
Jones Creek PD	.8
Surfside Beach PD	.8
Oyster Creek PD	.3

AGENCY	INCIDENTS
BRAZOS COUNTY	
Brazos CO SO	.56
Bryan PD	1,081
College Station PD	.246
TX A&M Univ PD	.1
BREWSTER COUNTY	
Brewster CO SO	.15
Alpine PD	.27
Sul Ross State Univ PD	.7
BRISCOE COUNTY	
Briscoe CO SO	.3
BROOKS COUNTY	
Falfurrias PD	.74
BROWN COUNTY	
Brown CO SO	.63
Bangs PD	.6
Brownwood PD	.269
Early PD	.13
BURLESON COUNTY	
Burleson CO SO	.19
Caldwell PD	.18
Somerville PD	.18
BURNET COUNTY	
Burnet CO SO	103
Burnet PD	.28
Marble Falls PD	.64
Bertram PD	.8
Granite Shoals PD	.4
Horseshoe Bay PD	.10
CALDWELL COUNTY	
Caldwell CO SO	.90
Lockhart PD	.69
Luling PD	.65
Martindale PD	.1
CALHOUN COUNTY	
Calhoun CO SO	.57
Port Lavaca PD	.83
Seadrift PD	.3
CALLAHAN COUNTY	
Callahan CO SO	.14
Baird PD	.2
Clyde PD	.19
CAMERON COUNTY	
Cameron CO SO	.787
Brownsville PD	2,189
Combes PD	.1
Harlingen PD	.493
La Feria PD	.10
Los Fresnos PD	.28
Port Isabel PD	.44
Primera PD	.24
San Benito PD	.302
Santa Rosa PD	.33
UT Brownsville PD	.2
South Padre Island PD	.77
TSTC Harlingen PD	.1
Cameron CO Park Ranger PD	.4
Brownsville ISD PD	.5
Laguna Vista PD	.16
CAMP COUNTY	
Camp CO SO	.35
Pittsburg PD	.42
CARSON COUNTY	
Carson CO SO	.2
Panhandle PD	.7
CASS COUNTY	
Cass CO SO	.34

AGENCY	INCIDENTS
Atlanta PD	.10
Linden PD	.12
Queen City PD	.9
CASTRO COUNTY	
Castro CO SO	.10
Dimmit PD	.34
Hart PD	.11
CHAMBERS COUNTY	
Chambers CO SO	.45
Mont Belvieu PD	.18
CHEROKEE COUNTY	
Cherokee CO SO	.260
Jacksonville PD	.313
Rusk PD	.41
Alto PD	.5
Wells PD	.3
CHILDRESS COUNTY	
Childress CO SO	.6
Childress PD	.46
CLAY COUNTY	
Clay CO SO	.21
COCHRAN COUNTY	
Cochran CO SO	.31
COKE COUNTY	
Coke CO SO	.1
COLEMAN COUNTY	
Coleman CO SO	.9
Coleman PD	.24
Santa Anna PD	.3
COLLIN COUNTY	
Collin CO SO	.207
Allen PD	.274
Celina PD	.10
Farmersville PD	.10
Frisco PD	.273
McKinney PD	.697
Plano PD	1,149
Prosper PD	.11
Wylie PD	.189
Princeton PD	.21
Melissa PD	.7
Parker PD	.2
Lavon PD	.3
Anna PD	.6
COLORADO COUNTY	
Colorado CO SO	.70
Columbus PD	.32
Eagle Lake PD	.35
Weimar PD	.6
COMAL COUNTY	
Comal CO SO	.361
New Braunfels PD	.680
Bulverde PD	.13
COMANCHE COUNTY	
Comanche CO SO	.26
Comanche PD	.55
Deleon PD	.8
CONCHO COUNTY	
Concho CO SO	.8
Eden PD	.13
COOKE COUNTY	
Cooke CO SO	.71
Gainesville PD	.150
Valley View PD	.1
Oak Ridge PD	.2

AGENCY	INCIDENTS
CORYELL COUNTY	
Coryell CO SO	.65
Copperas Cove PD	.411
Gatesville PD	.48
COTTLE COUNTY	
Paducah PD	.1
CRANE COUNTY	
Crane CO SO	.6
Crane PD	.5
CROCKETT COUNTY	
Crockett CO SO	.34
CROSBY COUNTY	
Crosby CO SO	.12
Lorenzo PD	.3
DALLAM COUNTY	
Dallam CO SO	.2
Dalhart PD	.59
DALLAS COUNTY	
Dallas CO SO	.55
Dallas PD	14,445
Addison PD	.179
Balch Springs PD	.203
Carrollton PD	.459
Cedar Hill PD	.290
Cockrell Hill PD	.34
Coppell PD	.91
Desoto PD	.411
Duncanville PD	.268
Farmers Branch PD	.155
Garland PD	2,106
Grand Prairie PD	1,480
Highland Park PD	.5
Hutchins PD	.27
Irving PD	1,841
Lancaster PD	.458
Mesquite PD	1,030
Richardson PD	.377
Sachse PD	.41
Seagoville PD	.126
University Park PD	.13
Wilmer PD	.32
UT Med School - Dallas PD	.3
UT Dallas PD	.4
Rowlett PD	.380
Richland College PD	.1
Mountain View College PD	.3
Glenn Heights PD	.125
Baylor Hlth Care Sys PD	.4
Southern Methodist Univ PD	.9
Ovilla PD	.14
DAWSON COUNTY	
Dawson CO SO	.7
Lamesa PD	.76
DEAF SMITH COUNTY	
Deaf Smith CO SO	.19
Hereford PD	.128
DELTA COUNTY	
Delta CO SO	.26
DENTON COUNTY	
Denton CO SO	.139
Argyle PD	.2
Denton PD	.788
Lake Dallas PD	.44
Lewisville PD	.479
Pilot Point PD	.15
Texas Woman's University PD	.2
Univ of North Texas PD	.3
Flower Mound PD	.116
Little Elm PD	.94
The Colony PD	.128

AGENCY	INCIDENTS
Highland Village PD	.35
Corinth PD	.24
Double Oak PD	.5
Hickory Creek PD	.13
Roanoke PD	.29
Trophy Club PD	.21
Ponder PD	.1
Northlake PD	.5
DEWITT COUNTY	
Dewitt CO SO	.30
Cuero PD	.29
Yorktown PD	.11
DICKENS COUNTY	
Spur PD	.2
DIMMITT COUNTY	
Dimmitt CO SO	.62
DONLEY COUNTY	
Donley CO SO	.3
DUVAL COUNTY	
Duval CO SO	.16
San Diego PD	.117
Freer PD	.3
EASTLAND COUNTY	
Eastland CO SO	.16
Cisco PD	.26
Eastland PD	.10
Gorman PD	.1
Ranger PD	.8
Rising Star PD	.2
ECTOR COUNTY	
Ector CO SO	.411
Odessa PD	1,950
UT Permian Basin PD	.1
Ector County ISD PD	.1
EDWARDS COUNTY	
Edwards CO SO	.4
ELLIS COUNTY	
Ellis CO SO	.259
Ennis PD	.83
Ferris PD	.12
Italy PD	.9
Midlothian PD	.35
Milford PD	.4
Palmer PD	.14
Red Oak PD	.9
Waxahachie PD	.229
EL PASO COUNTY	
El Paso CO SO	.371
Anthony PD	.13
El Paso PD	5,085
UT El Paso PD	.4
Horizon City PD	.62
Socorro PD	.210
ERATH COUNTY	
Erath CO SO	.24
Dublin PD	.16
Stephenville PD	.91
Tarleton State Univ PD	.1
FALLS COUNTY	
Falls CO SO	.26
Marlin PD	.47
Rosebud PD	.3
FANNIN COUNTY	
Fannin CO SO	.101
Bonham PD	.159
FAYETTE COUNTY	
Fayette CO SO	.39
La Grange PD	.25
Flatonja PD	.6
FISHER COUNTY	
Fisher CO SO	.13

AGENCY	INCIDENTS
FLOYD COUNTY	
Floyd CO SO	.2
Floydada PD	.9
Lockney PD	.14
FOARD COUNTY	
Foard CO SO	.4
FORT BEND COUNTY	
Fort Bend CO SO	.1,124
Missouri City PD	.323
Richmond PD	.197
Rosenberg PD	.260
Stafford PD	.98
Sugar Land PD	.158
Needville PD	.9
Meadows Place PD	.12
FRANKLIN COUNTY	
Franklin CO SO	.23
FREESTONE COUNTY	
Freestone CO SO	.26
Fairfield PD	.13
Teague PD	.20
Wortham PD	.2
FRIO COUNTY	
Frio CO SO	.5
Pearsall PD	.44
Dilley PD	.34
GAINES COUNTY	
Gaines CO SO	.4
Seagraves PD	.7
Seminole PD	.25
GALVESTON COUNTY	
Galveston CO SO	.97
Dickinson PD	.57
Friendswood PD	.131
Galveston PD	.1,126
Hitchcock PD	.42
Kemah PD	.5
La Marque PD	.352
League City PD	.370
Texas City PD	.302
UTMB-Galveston PD	.1
Jamaica Beach PD	.6
Santa Fe PD	.52
Bayou Vista PD	.4
GARZA COUNTY	
Garza CO SO	.32
GILLESPIE COUNTY	
Gillespie CO SO	.20
Fredericksburg PD	.20
GOLIAD COUNTY	
Goliad CO SO	.17
GONZALES COUNTY	
Gonzales CO SO	.48
Gonzales PD	.35
Waelder PD	.1
GRAY COUNTY	
Gray CO SO	.13
Pampa PD	.278
GRAYSON COUNTY	
Grayson CO SO	.236
Collinsville PD	.4
Denison PD	.118
Pottsboro PD	.4
Sherman PD	.504
Van Alstyne PD	.6
Whitesboro PD	.19
Howe PD	.21
Austin College PD	.1
Tioga PD	.1

AGENCY	INCIDENTS
GREGG COUNTY	
Gregg CO SO	.197
Gladewater PD	.15
Kilgore PD	.74
Longview PD	.1,268
White Oak PD	.19
GRIMES COUNTY	
Grimes CO SO	.23
Navasota PD	.77
GUADALUPE COUNTY	
Guadalupe CO SO	.398
Marion PD	.7
Schertz PD	.131
Seguin PD	.394
Cibolo PD	.115
HALE COUNTY	
Hale CO SO	.3
Abernathy PD	.11
Hale Center PD	.8
Plainview PD	.26
HALL COUNTY	
Memphis PD	.7
HAMILTON COUNTY	
Hamilton CO SO	.7
Hico PD	.1
HANSFORD COUNTY	
Hansford CO SO	.2
Gruver PD	.1
Spearman PD	.2
HARDEMAN COUNTY	
Chillicothe PD	.4
Quanah PD	.5
HARDIN COUNTY	
Hardin CO SO	.71
Kountze PD	.12
Silsbee PD	.17
Sour Lake PD	.22
Lumberton PD	.86
HARRIS COUNTY	
Harris CO SO	.8,224
Houston PD	.20,050
Baytown PD	.577
Bellaire PD	.46
Deer Park PD	.165
Galena Park PD	.56
Humble PD	.33
Jacinto City PD	.51
Jersey Village PD	.12
La Porte PD	.211
Pasadena PD	.1,156
Seabrook PD	.50
South Houston PD	.128
Spring Valley PD	.9
Tomball PD	.72
Memorial Village PD	.13
Webster PD	.166
West University Place PD	.29
Katy PD	.118
Nassau Bay PD	.12
University of Houston PD	.3
Tx Southern Univ PD	.10
Univ Houston Clearlake PD	.1
Hedwig Village PD	.12
Klein ISD PD	.1
Lakeview PD	.37
Katy ISD PD	.1
Spring Branch ISD PD	.1
Humble ISD PD	.2

AGENCY	INCIDENTS
HARRISON COUNTY	
Harrison CO SO	.66
Hallsville City PD	.9
Marshall PD	.138
HARTLEY COUNTY	
Hartley CO SO	.1
HASKELL COUNTY	
Haskell PD	.12
HAYS COUNTY	
Hays CO SO	.200
San Marcos PD	.262
Texas State-San Marcos Univ PD	.5
Kyle PD	.28
HEMPHILL COUNTY	
Hemphill CO SO	.13
HENDERSON COUNTY	
Henderson CO SO	.163
Athens PD	.62
Malakoff PD	.5
Seven Points PD	.28
Gun Barrel City PD	.68
Caney City PD	.1
Tool PD	.53
HIDALGO COUNTY	
Hidalgo CO SO	.1,989
Alamo PD	.103
Donna PD	.342
Edcouch PD	.41
Edinburg PD	.511
Elsa PD	.102
Hidalgo PD	.43
McAllen PD	.666
Mercedes PD	.74
Mission PD	.219
Pharr PD	.420
San Juan PD	.426
Weslaco PD	.272
La Joya PD	.63
Alton PD	.78
Progreso PD	.36
Penitas PD	.5
Sullivan City PD	.36
HILL COUNTY	
Hill CO SO	.52
Hillsboro PD	.51
Hubbard PD	.14
Itasca PD	.8
Whitney PD	.9
HOCKLEY COUNTY	
Hockley CO SO	.25
Levelland PD	.92
Ropesville PD	.2
Anton PD	.1
HOOD COUNTY	
Hood CO SO	.279
Granbury PD	.12
HOPKINS COUNTY	
Hopkins CO SO	.59
Sulphur Springs PD	.134
HOUSTON COUNTY	
Houston CO SO	.25
Crockett PD	.33
Grapeland PD	.5
HOWARD COUNTY	
Howard CO SO	.37
Big Spring PD	.188

AGENCY	INCIDENTS
HUDSPETH COUNTY	
Hudspeth CO SO	.13
HUNT COUNTY	
Hunt CO SO	.289
Celeste PD	.1
Commerce PD	.77
Greenville PD	.557
TX A&M Univ-Commerce PD	.14
Caddo Mills PD	.2
West Tawakoni PD	.19
Quinlan PD	.1
Hawk Cove PD	.5
HUTCHINSON COUNTY	
Hutchinson CO SO	.30
Borger PD	.104
IRION COUNTY	
Irion CO SO	.3
JACK COUNTY	
Jack CO SO	.5
Jacksboro PD	.17
JACKSON COUNTY	
Jackson CO SO	.22
Edna PD	.20
Ganado PD	.1
JASPER COUNTY	
Jasper CO SO	.37
Jasper PD	.8
Kirbyville PD	.6
JEFF DAVIS COUNTY	
Jeff Davis CO SO	.9
JEFFERSON COUNTY	
Jefferson CO SO	.112
Beaumont PD	.1,655
Groves PD	.53
Nederland PD	.81
Port Arthur PD	.353
Port Neches PD	.104
JIM HOGG COUNTY	
Jim Hogg CO SO	.23
JIM WELLS COUNTY	
Jim Wells CO SO	.170
Alice PD	.384
Premont PD	.38
JOHNSON COUNTY	
Johnson CO SO	.1,193
Alvarado PD	.16
Burleson PD	.187
Cleburne PD	.308
Joshua PD	.39
Keene PD	.19
JONES COUNTY	
Jones CO SO	.18
Anson PD	.11
Hamlin PD	.5
Stamford PD	.33
Hawley PD	.2
KARNES COUNTY	
Karnes CO SO	.17
Karnes City PD	.19
Kenedy PD	.49
KAUFMAN COUNTY	
Kaufman CO SO	.465
Forney PD	.29
Kaufman PD	.16
Kemp PD	.5
Terrell PD	.161

AGENCY	INCIDENTS
KENDALL COUNTY	
Kendall CO SO	.60
Boerne PD	.40
KENEDY COUNTY	
Kenedy CO SO	.2
KERR COUNTY	
Kerr CO SO	.112
Kerrville PD	.137
Ingram PD	.9
KIMBLE COUNTY	
Kimble CO SO	.3
Junction PD	.18
KLEBERG COUNTY	
Kleberg CO SO	.37
Kingsville PD	.379
Texas A&M Univ-Kingsville PD	.5
KNOX COUNTY	
Knox CO SO	.8
Munday PD	.9
LAMAR COUNTY	
Lamar CO SO	.134
Paris PD	.572
Reno PD	.13
LAMB COUNTY	
Lamb CO SO	.7
Littlefield PD	.168
Olton PD	.4
LAMPASAS COUNTY	
Lampasas CO SO	.28
Lampasas PD	.58
Kempner PD	.3
LA SALLE COUNTY	
LaSalle CO SO	.61
LAVACA COUNTY	
Lavaca CO SO	.12
Hallettsville PD	.16
Yoakum PD	.23
LEE COUNTY	
Lee CO SO	.18
Giddings PD	.20
Lexington PD	.15
LEON COUNTY	
Leon CO SO	.48
LIBERTY COUNTY	
Liberty CO SO	.158
Cleveland PD	.47
Dayton PD	.26
Liberty PD	.26
LIMESTONE COUNTY	
Limestone CO SO	.42
Groesbeck PD	.30
Mexia PD	.104
LIPSCOMB COUNTY	
Lipscomb CO SO	.2
LIVE OAK COUNTY	
Live Oak CO SO	.6
Three Rivers PD	.17
LLANO COUNTY	
Llano CO SO	.86
Llano PD	.31
LUBBOCK COUNTY	
Lubbock CO SO	.319
Idalou PD	.10
Lubbock PD	.3,442
Shallowater PD	.7
Slaton PD	.50
TX Tech Univ PD	.9
Wolfforth PD	.6

AGENCY	INCIDENTS
LYNN COUNTY	
Lynn CO SO	.3
Tahoka PD	.10
O'Donnell PD	.2
MCCULLOCH COUNTY	
McCulloch CO SO	.10
Brady PD	.42
MCLENNAN COUNTY	
McLennan CO SO	.285
Bellmead PD	.189
Beverly Hills PD	.5
Hewitt PD	.76
Lacy-Lakeview PD	.49
Lorena PD	.6
McGregor PD	.25
Mart PD	.19
Robinson PD	.23
Waco PD	.1,969
West PD	.8
Woodway PD	.22
Riesel PD	.5
TSTC Waco PD	.17
Baylor Univ PD	.2
Bruceville-Eddy PD	.9
MADISON COUNTY	
Madison CO SO	.37
Madisonville PD	.35
MARION COUNTY	
Marion CO SO	.24
Jefferson PD	.22
MARTIN COUNTY	
Stanton PD	.8
MASON COUNTY	
Mason CO SO	.20
MATAGORDA COUNTY	
Matagorda CO SO	.114
Bay City PD	.289
Palacios PD	.32
MAVERICK COUNTY	
Maverick CO SO	.401
Eagle Pass PD	.423
MEDINA COUNTY	
Medina CO SO	.36
Castroville PD	.17
Devine PD	.52
Hondo PD	.93
MENARD COUNTY	
Menard CO SO	.6
MIDLAND COUNTY	
Midland CO SO	.121
Midland PD	.551
MILAM COUNTY	
Milam CO SO	.28
Cameron PD	.24
Rockdale PD	.18
Thorndale PD	.4
MILLS COUNTY	
Mills CO SO	.10
MITCHELL COUNTY	
Mitchell CO SO	.10
Colorado City PD	.62
MONTAGUE COUNTY	
Montague CO SO	.12
Bowie PD	.42
Nocona PD	.4
MONTGOMERY COUNTY	
Montgomery CO SO	.2,506
Conroe PD	.630

AGENCY	INCIDENTS
Roman Forest PD	.6
Magnolia PD	.13
Shenandoah PD	.9
Willis PD	.84
Oak Ridge North PD	.6
Montgomery PD	.9
MOORE COUNTY	
Moore CO SO	.7
Dumas PD	.347
MORRIS COUNTY	
Morris CO SO	.3
Daingerfield PD	.28
Lone Star PD	.18
MOTLEY COUNTY	
Motley CO SO	.1
NACOGDOCHES COUNTY	
Nacogdoches CO SO	.202
Nacogdoches PD	.372
Stephen F Austin Univ PD	.10
NAVARRO COUNTY	
Navarro CO SO	.159
Corsicana PD	.297
NEWTON COUNTY	
Newton CO SO	.22
NOLAN COUNTY	
Nolan CO SO	.14
Roscoe PD	.3
Sweetwater PD	.89
NUECES COUNTY	
Nueces CO SO	.75
Bishop PD	.16
Corpus Christi PD	.4,379
Robstown PD	.102
Port Aransas PD	.28
Driscoll PD	.10
OCHILTREE COUNTY	
Ochiltree CO SO	.13
Perryton PD	.32
OLDHAM COUNTY	
Oldham CO SO	.4
ORANGE COUNTY	
Orange CO SO	.182
Bridge City PD	.59
Orange PD	.228
Pinehurst PD	.21
Vidor PD	.62
West Orange PD	.15
PALO PINTO COUNTY	
Palo Pinto CO SO	.25
Mineral Wells PD	.110
PANOLA COUNTY	
Panola CO SO	.88
Carthage PD	.65
PARKER COUNTY	
Parker CO SO	.301
Weatherford PD	.181
Springtown PD	.7
Hudson Oaks PD	.2
Willow Park PD	.2
PARMER COUNTY	
Parmer CO SO	.2
Bovina PD	.1
Friona PD	.10
Farwell PD	.1
PECOS COUNTY	
Pecos CO SO	.7
Fort Stockton PD	.55

AGENCY	INCIDENTS
POLK COUNTY	
Polk CO SO	.161
Livingston PD	.19
Corrigan PD	.3
Onalaska PD	.12
POTTER COUNTY	
Potter CO SO	.25
Amarillo PD	.2,103
PRESIDIO COUNTY	
Marfa PD	.10
Presidio PD	.10
RAINS COUNTY	
Rains CO SO	.26
RANDALL COUNTY	
Randall CO SO	.121
Canyon PD	.30
West Texas A&M PD	.3
REAGAN COUNTY	
Reagan CO SO	.9
REAL COUNTY	
Real CO SO	.5
RED RIVER COUNTY	
Red River CO SO	.36
Clarksville PD	.17
Bogota PD	.15
REEVES COUNTY	
Reeves CO SO	.7
Pecos PD	.26
REFUGIO COUNTY	
Refugio CO SO	.18
Refugio PD	.15
ROBERTS COUNTY	
Roberts CO SO	.17
ROBERTSON COUNTY	
Robertson CO SO	.19
Bremont PD	.5
Calvert PD	.11
Hearne PD	.18
ROCKWALL COUNTY	
Rockwall CO SO	.105
Rockwall PD	.177
Royse City PD	.48
Heath PD	.16
RUNNELS COUNTY	
Runnels CO SO	.4
Ballinger PD	.18
Winters PD	.13
RUSK COUNTY	
Rusk CO SO	.315
Henderson PD	.328
Overton PD	.13
Tatum PD	.2
SABINE COUNTY	
Sabine CO SO	.34
Hemphill PD	.10
Pineland PD	.4
SAN AUGUSTINE COUNTY	
San Augustine CO SO	.30
San Augustine PD	.4
SAN JACINTO COUNTY	
San Jacinto CO SO	.119
SAN PATRICIO COUNTY	
San Patricio CO SO	.87
Ingleside PD	.32
Mathis PD	.37
Portland PD	.92
Sinton PD	.130
Taft PD	.23

AGENCY	INCIDENTS
Gregory PD	.7
SAN SABA COUNTY	
San Saba CO SO	.5
San Saba PD	.4
SCHLEICHER COUNTY	
Schleicher CO SO	.6
SCURRY COUNTY	
Scurry CO SO	.16
Snyder PD	.122
SHACKELFORD COUNTY	
Shackelford CO SO	.6
SHELBY COUNTY	
Shelby CO SO	.77
Center PD	.42
SHERMAN COUNTY	
Sherman CO SO	.2
Stratford PD	.2
SMITH COUNTY	
Smith CO SO	.418
Arp PD	.1
Lindale PD	.8
Tyler PD	.330
Whitehouse PD	.26
UT Tyler PD	.1
UT Health Science Ctr Tyler PD	.1
Bullard PD	.6
SOMERVELL COUNTY	
Somervell CO SO	.41
STARR COUNTY	
Starr CO SO	.73
Rio Grande City PD	.180
Roma PD	.37
STEPHENS COUNTY	
Stephens CO SO	.9
Breckenridge PD	.27
STERLING COUNTY	
Sterling CO SO	.6
STONEWALL COUNTY	
Stonewall CO SO	.8
SUTTON COUNTY	
Sonora PD	.23
SWISHER COUNTY	
Swisher CO SO	.1
Kress PD	.6
Tulia PD	.21
TARRANT COUNTY	
Tarrant CO SO	.204
Arlington PD	.3,880
Azle PD	.96
Bedford PD	.461
Benbrook PD	.108
Blue Mound PD	.4
Crowley PD	.75
Eules PD	.375
Everman PD	.30
Forest Hill PD	.134
Fort Worth PD	.3,326
Grapevine PD	.225
Haltom City PD	.603
Hurst PD	.368
Kennedale PD	.61
Lakeside PD	.8
Lake Worth PD	.26
Mansfield PD	.123
North Richland Hills PD	.650
Richland Hills PD	.54
River Oaks PD	.47
Saginaw PD	.58

AGENCY	INCIDENTS
Sansom Park Village PD	.3
Watauga PD	.115
Westworth PD	.2
White Settlement PD	.105
Keller PD	.108
Southlake PD	.34
UT Arlington PD	.6
Dallas/Ft Worth Airport PD	.11
Colleyville PD	.26
Pelican Bay PD	.15
Tarrant CO Hosp Dist PD	.2
TAYLOR COUNTY	
Taylor CO SO	.72
Abilene PD	.1,982
Merkel PD	.9
Tye PD	.8
TERRELL COUNTY	
Terrell CO SO	.2
TERRY COUNTY	
Terry CO SO	.4
Brownfield PD	.57
TITUS COUNTY	
Titus CO SO	.172
Mount Pleasant PD	.260
TOM GREEN COUNTY	
Tom Green CO SO	.86
San Angelo PD	.1,388
TRAVIS COUNTY	
Travis CO SO	.959
Austin PD	.6,482
Manor PD	.25
Rollingwood PD	.5
West Lake Hills PD	.3
UT Austin PD	.6
Pflugerville PD	.48
Lakeway PD	.16
Sunset Valley PD	.5
Lago Vista PD	.30
Jonestown PD	.23
Mustang Ridge PD	.7
Austin ISD PD	.4
TRINITY COUNTY	
Trinity CO SO	.21
Trinity PD	.13
TYLER COUNTY	
Tyler CO SO	.14
Woodville PD	.3
UPSHUR COUNTY	
Upshur CO SO	.98
Big Sandy PD	.1
Gilmer PD	.38
East Mountain PD	.1
UPTON COUNTY	
Upton CO SO	.14
UVALDE COUNTY	
Uvalde CO SO	.51
Uvalde PD	.188
Sabinal PD	.9
VAL VERDE COUNTY	
Val Verde CO SO	.26
Del Rio PD	.399
VAN ZANDT COUNTY	
Van Zandt CO SO	.145
Canton PD	.8
Grand Saline PD	.11
Van PD	.11

AGENCY	INCIDENTS
VICTORIA COUNTY	
Victoria CO SO	.146
Victoria PD	.698
WALKER COUNTY	
Walker CO SO	.156
Huntsville PD	.245
WALLER COUNTY	
Waller CO SO	.23
Brookshire PD	.10
Waller PD	.12
Hempstead PD	.65
Prairie View A&M Univ PD	.5
WARD COUNTY	
Ward CO SO	.6
Monahans PD	.109
WASHINGTON COUNTY	
Washington CO SO	.68
Brenham PD	.137
WEBB COUNTY	
Webb CO SO	.86
Laredo PD	.1,731
United ISD PD	.1
WHARTON COUNTY	
Wharton CO SO	.92
El Campo PD	.75
Wharton PD	.169
WHEELER COUNTY	
Wheeler CO SO	.1
Shamrock PD	.8
WICHITA COUNTY	
Wichita CO SO	.40
Burkburnett PD	.62
Electra PD	.16
Iowa Park PD	.43
Wichita Falls PD	.1,677
WILBARGER COUNTY	
Wilbarger CO SO	.4
Vernon PD	.118
WILLACY COUNTY	
Willacy CO SO	.60
Raymondville PD	.180
Raymondville ISD PD	.3
WILLIAMSON COUNTY	
Williamson CO SO	.490
Florence PD	.6
Georgetown PD	.149
Granger PD	.9
Hutto PD	.30
Round Rock PD	.334
Taylor PD	.142
Cedar Park PD	.218
Leander PD	.107
Thrall PD	.6
WILSON COUNTY	
Wilson CO SO	.80
Floresville PD	.119

AGENCY	INCIDENTS
WINKLER COUNTY	
Winkler CO SO	.3
Kermit PD	.32
WISE COUNTY	
Wise CO SO	.98
Bridgeport PD	.41
Decatur PD	.9
Runaway Bay PD	.4
WOOD COUNTY	
Wood CO SO	.60
Hawkins PD	.11
Quitman PD	.6
Winnsboro PD	.24
YOAKUM COUNTY	
Yoakum CO SO	.9
Denver City PD	.28
YOUNG COUNTY	
Young CO SO	.33
Graham PD	.54
Olney PD	.26
ZAPATA COUNTY	
Zapata CO SO	.58
ZAVALA COUNTY	
Zavala CO SO	.33
Crystal City PD	.60

Jurisdictions not represented reported zero incidents of Family Violence.