


Chapter 6

HATE CRIME



HATE CRIME

6

DEFINITION

The Texas Hate Crimes Act, Chapter 411.046 of the Texas Government Code, defines hate crimes as crimes that are motivated by prejudice, hatred, or advocacy of violence including, but not limited to, incidents for which statistics are or were kept under Public Law 101-275 (the Federal Hate Crimes Statistics Act). The federal law further defines hate crimes as crimes that manifest evidence of prejudice based on race, religion, sexual orientation, or ethnicity, and added in 1997, disability.

Violation against selected groups within Texas has been recognized as a threat to the safety of Texans. In an effort to quantify these incidents of bias crimes, the Texas Hate Crimes Act directed every law enforcement agency within Texas to report bias offenses to the Department of Public Safety.

ANALYSIS

Volume

The total number of reported Texas hate crime incidents in 2002 was 344. This represents a decrease of 19.8 percent when compared to 2001. These incidents involved 429 victims, 470 offenders, and resulted in a total of 363 offenses.

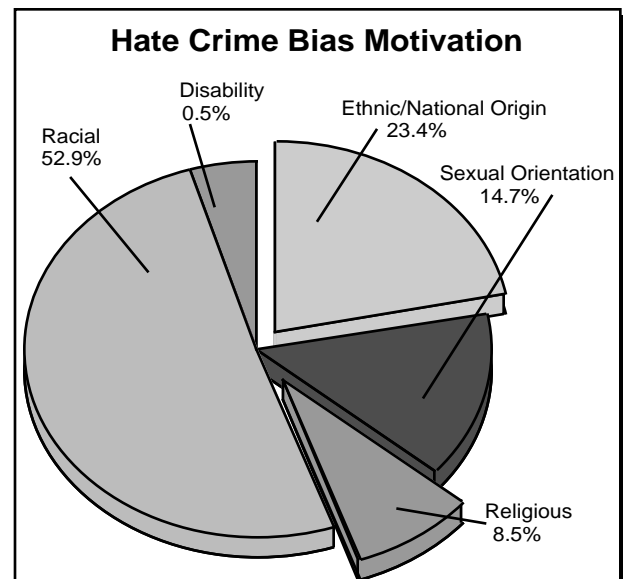
Hate Crime	2002	2001	% Change
Reported Incidents	344	429	-19.8%
Reported Victims	429	472	- 9.1%
Reported Offenders	470	424	+10.8%
Reported Offenses	363	463	-21.6%

Bias Motivation

In 2002, the largest percentage of hate crime reports were racial in nature. The second most commonly reported bias motivation was ethnicity/national origin, the third most common bias motivation was sexual orientation, the fourth

most common form of hate crime was religious, and the fifth category was disability.

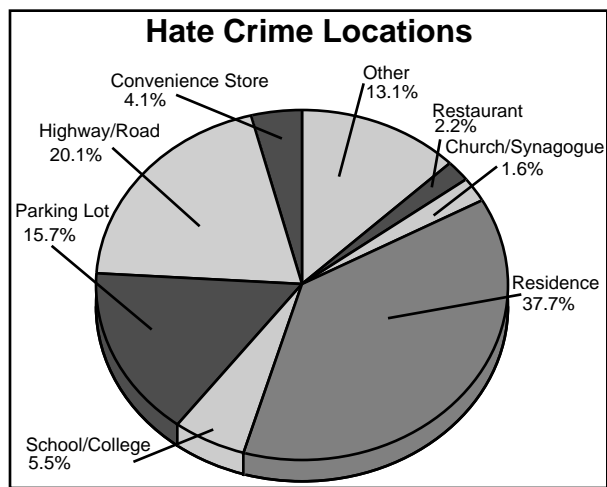
Hate Crime Bias Motivation			
Bias Nature	Group %	Bias Type	Volume (Offense)
Racial	52.9%	Anti-White	44
		Anti-Black	135
		Anti-Am. Indian/Alaskan Native	0
		Anti-Asian/Pacific Islander	11
		Anti-Multi-Racial	2
Ethnicity/ National Origin	23.4%	Anti-Arab	19
		Anti-Hispanic	45
		Anti-Other Ethnic/Nat'l Origin	21
Sexual Orientation	14.7%	Anti-Male Homosexual	41
		Anti-Female Homosexual	5
		Anti-Homosexual	6
		Anti-Heterosexual	0
		Anti-Bisexual	1
Religious	8.5%	Anti-Jewish	15
		Anti-Catholic	0
		Anti-Protestant	0
		Anti-Islamic	11
		Anti-Other Religion	4
		Anti-Multi-Religious Group	1
		Anti-Atheist/Agnostic	0
Disability	0.5%	Anti-Physical	2
		Anti-Mental	0



Location

Residences and homes were the most frequently occurring locations of bias crimes during 2002. The second most common locations were highways, roads, streets and alleys, and the third most common were parking lots and garages.

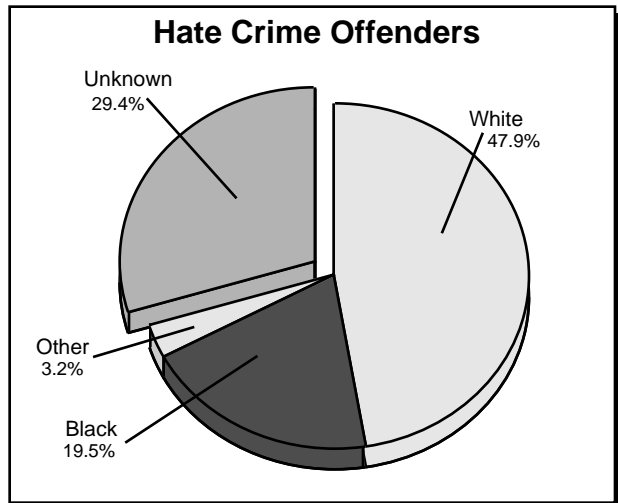
Hate Crime Location		
Location	Volume	%
Air/Bus/Train Terminal	2	0.6%
Bank/Savings and Loan	0	0.0%
Bar/Nightclub	5	1.4%
Church/Synagogue/Temple	6	1.6%
Commercial/Office Building	5	1.4%
Construction Site	1	0.3%
Convenience Store	15	4.1%
Department/Discount Store	3	0.8%
Drug Store/Doctor's Office/Hospital	1	0.3%
Field/Woods	2	0.6%
Government/Public Building	0	0.0%
Grocery/Supermarket	1	0.3%
Highway/Road/Street/Alley	73	20.1%
Hotel/Motel	2	0.6%
Jail/Prison	6	1.6%
Lake/Waterway	0	0.0%
Liquor Store	0	0.0%
Parking Lot/Garage	57	15.7%
Rental Storage Facility	0	0.0%
Residence/Home	137	37.7%
Restaurant	8	2.2%
School/College	20	5.5%
Service/Gas Station	3	0.9%
Specialty Store	5	1.3%
Other/Unknown	11	3.0%
TOTAL	363	100%



Offenders

In 2002, 470 offenders were involved in incidents of hate crimes. Hate crime incidents can be perpetrated by multiple offenders of the same race. The following chart displays the suspected offenders' race totaling 344.

Hate Crime Offenders by Race		
Race	Volume	%
White	165	47.9%
Black	67	19.5%
American Indian/Alaskan Native	0	0.0%
Asian/Pacific Islander	1	0.3%
Multi-Racial Group	10	2.9%
Unknown	101	29.4%
TOTAL	344	100%



Victims

Information on the victims of hate crimes is limited to victim type. While bias motivation information identifies the offender's bias, it is important to note that the victim may not actually belong to the group the offender sought to harm. For this reason, information on the victims' actual group membership is not recorded.

Victim type, in the hate crime data collection program, is listed as: individual, business, financial institution, government, religious organization, society/public, other and unknown. Of these victim types, individuals were reported to be the main hate crime target.

Hate Crime Victim Type		
Victim Type	Volume	%
Individual	348	95.9%
Business	6	1.6%
Financial Institution	0	0.0%
Government	6	1.6%
Religious Organization	2	0.6%
Society/Public	0	0.0%
Other	1	0.3%
Unknown	0	0.0%
TOTAL	363	100%

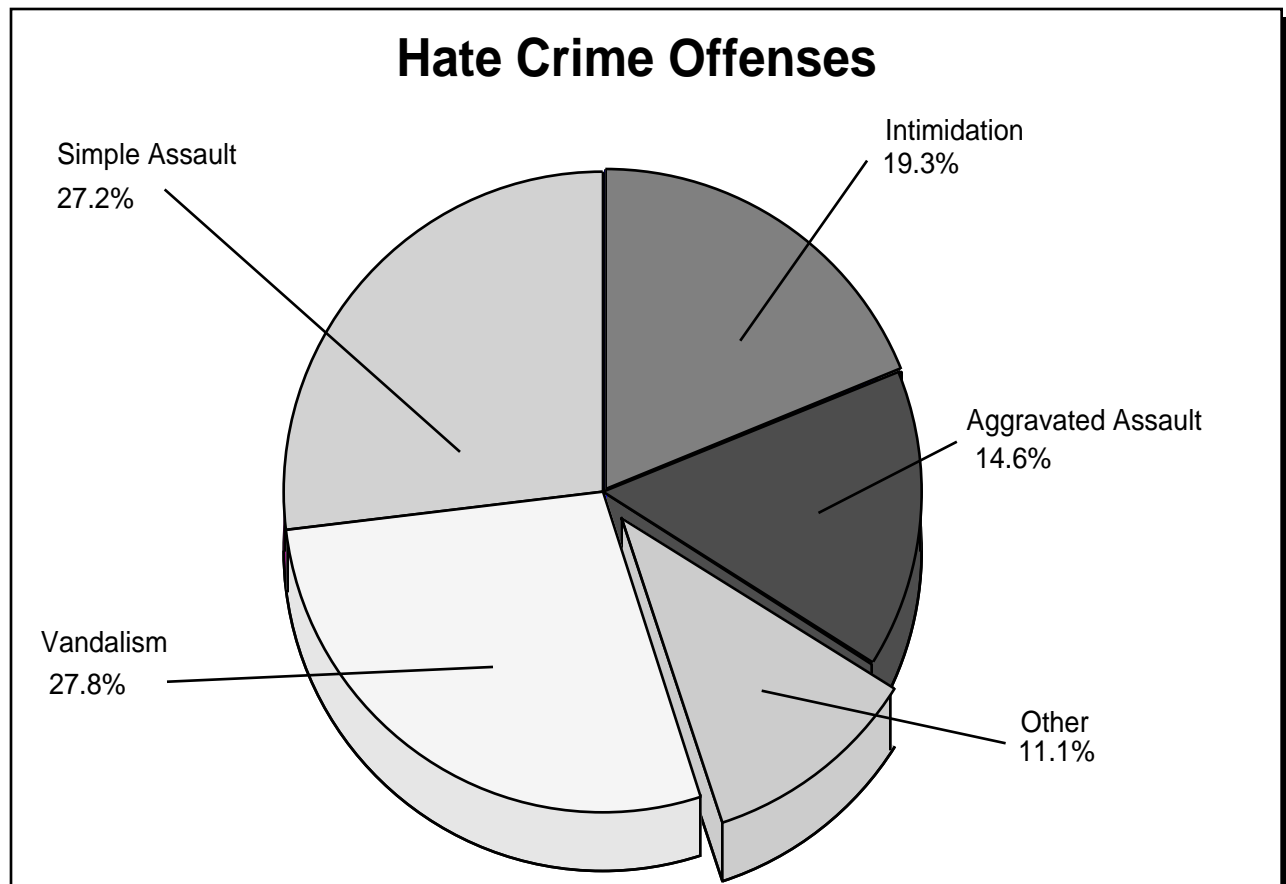
aggravated assault, burglary, larceny-theft, motor vehicle theft, and arson -- plus the non-index crimes of simple assault, intimidation and vandalism. Of these offense categories, aggravated assault, simple assault, intimidation and vandalism together accounted for 89 percent of all bias crime offenses.

Offenses

Offense information in the hate crime data collection program are defined in accordance with federal Uniform Crime Reporting definitions and do not necessarily conform to Texas state definitions. Complete offense definitions are available in the appendix to this publication.

Hate Crime Offenses		
Offenses	Volume	%
Murder	1	0.3%
Rape	2	0.6%
Robbery	22	6.0%
Aggravated Assault	53	14.6%
Burglary	5	1.4%
Larceny-Theft	6	1.6%
Motor Vehicle Theft	2	0.6%
Arson	2	0.6%
Simple Assault	99	27.2%
Intimidation	70	19.3%
Vandalism	101	27.8%
TOTAL	363	100%

Hate crime offense information fall into the eight index crime categories -- murder, rape, robbery,



2002 TEXAS HATE CRIME BY JURISDICTION

ATASCOSA COUNTY Atascosa CO SO 1	FALLS COUNTY Marlin PD 1	ORANGE COUNTY Vidor PD 3
BELL COUNTY Belton PD 1	FORT BEND COUNTY Fort Bend CO SO 1 Missouri City PD 2	PANOLA COUNTY Panola CO SO 2
BEXAR COUNTY San Antonio PD 19 Bexar CO SO 2	GALVESTON COUNTY Galveston CO SO 1 Texas City PD 2	POLK COUNTY Polk CO SO 1
BOWIE COUNTY Nash PD 1	GRAYSON COUNTY Denison PD 1	POTTER COUNTY Amarillo PD 3
BRAZOS COUNTY Brazos CO SO 1	GREGG COUNTY Longview PD 1	RANDALL COUNTY West Texas A&M Univ PD 1
BURLESON COUNTY Burleson CO SO 1	HARDIN COUNTY Hardin CO SO 1 Kountze PD 1	ROCKWALL COUNTY Rockwall PD 1
CHEROKEE COUNTY Cherokee CO SO 1	HARRIS COUNTY Harris CO SO 25 Houston PD 66 Baytown PD 1 Webster PD 1 University of Houston PD 1	SABINE COUNTY Hemphill PD 1
COLLIN COUNTY Frisco PD 2 Plano PD 7	HAYS COUNTY San Marcos PD 1	SMITH COUNTY Tyler PD 3
COMAL COUNTY New Braunfels PD 2	JEFFERSON COUNTY Beaumont PD 1	TARRANT COUNTY Arlington PD 4 Crowley PD 2 Euless PD 1 Fort Worth PD 13 North Richland Hills PD 4
CORYELL COUNTY Copperas Cove PD 2	JOHNSON COUNTY Cleburne PD 7 Joshua PD 1	TRAVIS COUNTY Travis CO SO 1 Austin PD 15 UT Austin PD 1 Austin ISD PD 1
CROSBY COUNTY Lorenzo PD 1	LEE COUNTY Lexington PD 1	VICTORIA COUNTY Victoria PD 1
DALLAM COUNTY Dalhart PD 1	LUBBOCK COUNTY Lubbock PD 2	WARD COUNTY Monahans PD 1
DALLAS COUNTY Dallas PD 47 Carrollton PD 5 DeSoto PD 3 Garland PD 12 Irving PD 3 Richardson PD 4 Sachse PD 1 Rowlett PD 4	MCLENNAN COUNTY Robinson PD 1	WASHINGTON COUNTY Washington CO SO 2
DENTON COUNTY Denton PD 3 Highland Village PD 1	MATAGORDA COUNTY Bay City PD 4	WEBB COUNTY Laredo PD 1
ECTOR COUNTY Ector CO SO 2	MIDLAND COUNTY Midland PD 1	WICHITA COUNTY Wichita Falls PD 1
ELLIS COUNTY Ellis CO SO 1	MONTGOMERY COUNTY Montgomery CO SO 1 Montgomery PD 1	WILLIAMSON COUNTY Williamson CO SO 6 Florence PD 1 Leander PD 1
EL PASO COUNTY El Paso CO SO 2 El Paso PD 11	NACOGDOCHES COUNTY Nacogdoches PD 1	YOUNG COUNTY Graham PD 1
	NUECES COUNTY Corpus Christi PD 4	

Jurisdictions not represented reported zero incidents of Hate Crime.