

# **Texas Border Security**

April 2016

## **Strategic Intent**

The Texas Department of Public Safety (DPS) will work with its local and state partners to provide direct assistance to U.S. Customs and Border Protection to deter, detect and interdict smuggling along the Texas/Mexico border through the deployment of an integrated network of detection and communication technologies and an increase in ground, air and marine interdiction assets.

DPS will work with its local and federal partners and the Border Prosecution Unit to degrade the smuggling infrastructure used by the cartel plaza bosses to smuggle drugs and people into Texas.

The Texas Rangers will work with the Border Prosecution Unit and our federal partners to deter smuggling related corruption along the border by increasing the number of public corruption investigations, arrests and prosecutions.

DPS will work with its local and federal partners to target transnational criminal activity including drug trafficking, labor trafficking, sex trafficking and money laundering in key Texas transshipment and trafficking centers and other impacted areas throughout the state.

### **(I) DPS Deterrence and Detection Assets Deployed**

DPS continues to enhance the level of detection coverage directly on the border with increases in tactical boats, the deployment of motion detection cameras, increases in camera installation capacity, increases in the number of helicopters capable of using FLIR day and night, assessing the viability of contracting for Aerostat coverage, acquisition of a high-altitude border surveillance aircraft, and the integration of all essential detection, tracking and communication technologies.

#### **A. DPS Maritime Assets**

The State of Texas has deployed DPS and TPWD boats on the Rio Grande River to deter and detect smuggling activity.

DPS Boats Assigned to the Border:

<b>Tactical Boats</b>	<b>Deployed</b>	<b>Pending</b>	<b>Totals</b>
<b>Medium and Deep Water</b>	6	--	6
<b>Shallow Water</b>	2	2	4
<b>Extreme Shallow Jet</b>	1	2	3
<b>Total</b>	9	4	13

Full-time Personnel:	22
Personnel Temporarily Deployed to OST:	18
Additional Overtime FTE Equivalents from working OT:	30
DPS Officers temporarily deployed to the border work 12-14 hour shifts with no days off to increase coverage.	
Total Personnel Strength:	<b>70</b>

**B. Ground Sensors**

The State of Texas does not have motion-detection ground sensors; however, U.S. Border Patrol sensors are monitored by DPS Aircraft that receive direct alerts when activated, and DPS Aircraft provide confirmation and coordinate interdiction efforts.

**C. Detection Cameras**

The State of Texas has implemented a camera detection program leveraging low-cost, high-capability motion-detection and low-light camera technology. Through this program, detections are immediately relayed to U.S. Border Patrol and DPS Command Posts, and directly to interdiction assets on the ground and DPS surveillance aircraft. The Texas Rangers and the U.S. Border Patrol work closely together to dramatically expand the ability to detect smuggling events in real time through this program.

***i. DPS Installation Team***

U.S. Border Patrol Technical Agents have installed and provided maintenance service for the vast majority of these cameras to date. Most recently, the DPS Special Operations Group has provided installation support to U.S. Border Patrol. To further increase capacity, DPS has established an installation team using Texas State Guard personnel.

Number of New Installations in March 2016:	321
Texas State Guard Personnel Assigned:	7

***ii. Detection Cameras Deployed***

4,362 detection cameras are currently deployed throughout the border region.

**D. Aerostats**

Aerostats are buoyant balloons that remain tethered to the ground and are used to provide fixed long distance visual and radar coverage of an area. The U.S. Customs and Border Protection (CBP) currently operate five Aerostats on the border in the Rio Grande Valley. Texas Gov. Greg Abbott has requested that the U.S. Department of Homeland Security provide CBP with five additional Aerostats to operate on the Texas-Mexico border.

	Deployed	Pending	Totals
<b>Aerostats</b>	5 (CBP)	(DPS)*	5
<b>Total</b>	5	--	5

*\*DPS' Request for Information to assess viability of the state contracting for increased Aerostat coverage is pending.*

## **E. Aviation Assets**

The State of Texas has deployed DPS and Texas Military Forces aircraft to detect smuggling attempts along the Texas-Mexico border and to assist in interdicting those attempts. The fixed-wing aircraft receive direct alerts from U.S. Border Patrol ground sensors and DPS motion-detection camera activations, and the helicopters receive the DPS motion-detection camera alerts. All DPS aircraft can communicate directly with U.S. Border Patrol Agents and Troopers on the ground.

DPS Aircraft with Advanced Detection and Communications	Deployed	Pending	Totals
<b>Helicopters</b>	9*	--	9
<b>Mid-Altitude Fixed Wing</b>	2	--	2
<b>High-Altitude Fixed Wing</b>	1	1**	2
<b>Total</b>	12	1	13

*\*DPS helicopters in Longview and Waco have been reassigned to the border.*

*\*\*An additional high-altitude aircraft for DPS was approved by the Texas Legislature and is in the procurement process.*

Pilots and Tactical Flight Officers Permanently Assigned:	26
Pilots and TFOs Temporarily Deployed to OST:	2
Additional Overtime FTE Equivalents from working OT:	1.35

Total Personnel Strength: **29.35**

## **(II) Interdiction**

Once detected, it is important the smugglers either be interdicted or denied entry, which requires a well-coordinated and timely law enforcement response that can only be achieved with a sufficient number of personnel staffed around the clock.

### **A. Troopers**

Troopers Currently Permanently Assigned:	563
New Permanent Trooper Positions Hired and Deployed:	124
Troopers Temporarily Deployed to OST from other areas:	230
Additional Overtime FTE Equivalents from working OT:	313

Total Trooper Strength: **1,230**

## **B. Cortina Units**

Cortina Units are joint DPS and U.S. Border Patrol interdiction teams.

Total Cortina Units **30**

## **C. Tactical Operations**

DPS Special Operations Group and U.S. Border Patrol Special Operations conduct joint tactical operations in remote and high-threat areas. The Texas Rangers oversee DPS tactical operations, which include Ranger Recon teams, the DPS Special Weapons and Tactics (SWAT) team, and six Regional Special Response Teams (SRT).

## **D. Logistics and Planning**

Logistical and Planning Experts Permanently Assigned: 4

Logistical and Planning Experts Temporarily Deployed to OST: 4

Total Personnel Strength: **8**

## **E. Intelligence and Information Sharing**

The Joint Operations Intelligence Centers (JOIC) centralize all of the border incident data across 53 counties and 171 law enforcements agencies to provide a shared view of the threat picture and trending patterns.

Joint Operations Intelligence Centers: **6**

Texas Rangers: 2

DPS Border Liaison Officers: 6

State Guard Personnel: 35

HQ Intelligence Analysts Permanently Assigned: 10

Border Region Intelligence Analysts Permanently Assigned: 11

Intelligence Analysts Temporarily Deployed to OST: 4

Total Personnel Strength: **68**

## **F. Communications**

Communications Operators Permanently Assigned: 24

Communications Operators Temporarily Deployed to OST: 4

Total Personnel Strength: **28**

**(III) Targeting the Smuggling Infrastructure**

The arrests of members and associates of smuggling groups and criminal networks operating in the border region, such as cartel operatives, statewide and regional gangs, transnational criminal gangs, wanted and convicted felons, and criminal aliens, degrades the smuggling infrastructure and increases community safety.

Special Agents Permanently Assigned:	167
Special Agents Temporarily Deployed to OST:	25
Additional Overtime FTE Equivalents:	61
<b>Total Agent Strength:</b>	<b>253</b>

Inter-Agency Targeting Team (ITT): 5 U.S. Border Patrol Agents, 2 DPS Special Agents, 1 Trooper, 1 DPS Intelligence Analyst

**(IV) Targeting Border Corruption**

The Mexican cartels seek to corrupt individuals and institutions on both sides of the border to support their smuggling operations. Successful investigations degrade the cartels' smuggling ability and serves as an important deterrent to those who would betray public trust and the rule of law.

Texas Rangers Permanently Assigned*:	45
Texas Rangers Temporarily Deployed to OST:	7
Additional Overtime FTE Equivalents:	17
<b>Total Personnel Strength:</b>	<b>69</b>

*\*Texas Rangers also assist local law enforcement agencies in the investigation of major crimes such as homicides, kidnappings, robberies and sexual assaults.*

1333 FTE assigned personnel plus 422.35 additional overtime FTE equivalents. DPS Officers temporarily deployed to the border work 12-14 hour shifts with no days off to increase coverage.

Total DPS FTE support to OST Operations:	<b>1,755.35</b>
--	-----------------

*\*Does not include the number of DPS Special Operations Group Personnel assigned to border tactical missions.*

## DPS Operational Activities

### Criminal/High Threat Criminal Arrests in the Border Region

		Last 60 days (02/16-03/16)	Last 12 months (04/15-03/16)	Operation total (6/14-03/16)
Texas Highway Patrol	High Threat Criminal Arrests*	390	1,816	3,030
	Total Criminal Arrests	2,799	12,987	21,064
DPS Special Agents	High Threat Criminal Arrests*	83	719	1,211
	Total Criminal Arrests	319	2,192	3,754
Texas Rangers	High Threat Criminal Arrests*	95	323	523
DPS Total	High Threat Criminal Arrests*	568	2,858	4,764
	Total Criminal Arrests	3,213	15,502	25,341

\*Felony DWI, intoxication manslaughter and other serious traffic offenses, as well as Illegal Alien detentions and referrals to U.S. Border Patrol are not included in the arrest statistics above.

\*DPS Total TCA= THP TCA+SA TCA+ TXRGR HTCA\*

### Public Corruption Arrests in the Border Region

	Last 60 days (02/16-03/16)	Last 12 months (04/15-03/16)	Operation total (6/14-03/16)
Texas Rangers	13	56	70

### DPS Marine Unit Operations

Last 60 days (02/16-03/16)	240
Last 12 months (04/15-03/16)	1,452
Operation total (6/14-03/16)	2,668

### DPS Aviation Operations

Hours Flown Last 60 days (02/16-03/16)	850
Hours Flown Last 12 months (04/15-03/16)	6,030
Hours Flown Operation total (6/14-03/16)	9,966

### DPS Tactical Operations

Last 60 days (02/16-03/16)	420
Last 12 months (04/15-03/16)	1,830
Operation total (6/14-03/16)	2,962

## DPS Apprehension Support to U.S. Border Patrol

	Last 60 days (02/16-03/16)	Last 12 months (04/15-03/16)	Operation total (6/14-03/16)
<b>Illegal Alien Detections and Interdiction Assistance</b>			
Cameras	14,513	68,558	100,753
Aviation	590	5,364	8,978
Tactical Marine Unit	116	494	772
<b>Illegal Alien Detentions and Referrals</b>			
Tactical Marine Unit	282	1,373	2,516
Texas Highway Patrol*	46	246	246
<b>Total Apprehension Support to U.S. Border Patrol</b>	<b>15,547</b>	<b>76,035</b>	<b>113,265</b>

*\*DPS did not capture Texas Highway Patrol Illegal Alien Detections and Referrals prior to December 1, 2015 and is now being captured state-wide.*

## Value of Drugs Seized by DPS in the Border Region\*

	DPS Only
Last 60 days (02/16-03/16)	\$39,358,530
Last 12 months (04/15-03/16)	\$550,354,084
Operation total (6/14-03/16)	\$1,197,374,651

*\*These totals do not include seizures where DPS provided direct support to another agency.*

## Value of Drugs by Type by DPS in the Border Region\* (6/14 – Present)

	Marijuana	Cocaine	Methamphetamine	Heroin
DPS Only	\$977,031,853	\$132,346,068	\$64,944,677	\$23,052,054

*\*These totals do not include seizures where DPS provided direct support to another agency.*

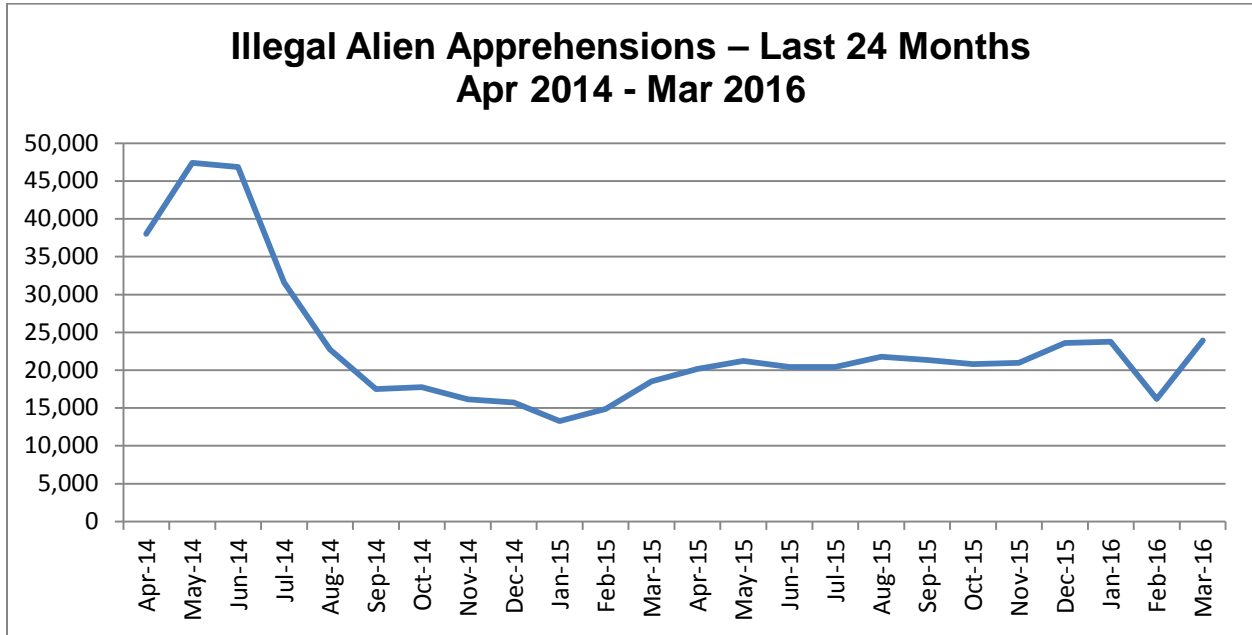
## Currency Seized by DPS in the Border Region\*

	DPS Only
Last 60 days (02/16-03/16)	\$485,657
Last 12 months (04/15-03/16)	\$18,013,991
Operation total (6/14-03/16)	\$25,136,480

*\*These totals do not include seizures where DPS provided direct support to another agency.*

## Smuggling Trends

The Texas Legislature provides funding to centralize the collection and sharing of border incident data across all jurisdictions in the border region, which comprises local, state, and federal agencies across 53 counties and more than 171 separate law enforcement agencies in the border region.



### U.S. Border Patrol IA Apprehensions in the Border Region

<b>FY 2016 (10/15-03/16)*</b>	129,277
<b>FY 2015**</b>	221,684
<b>FY 2014**</b>	341,132

*\*Unofficial U.S. Border Patrol statistics. \*\*CBP reconciled apprehensions. Data includes El Paso Sector, which comprises parts of TX and NM.*

### U.S. Border Patrol Family Unit Apprehensions in the Border Region

<b>FY 2016 (10/15-03/16)*</b>	26,472
<b>FY 2015**</b>	32,949
<b>FY 2014**</b>	61,605

*\*Unofficial U.S. Border Patrol statistics. \*\*CBP reconciled apprehensions. Data includes El Paso Sector, which comprises parts of TX and NM.*

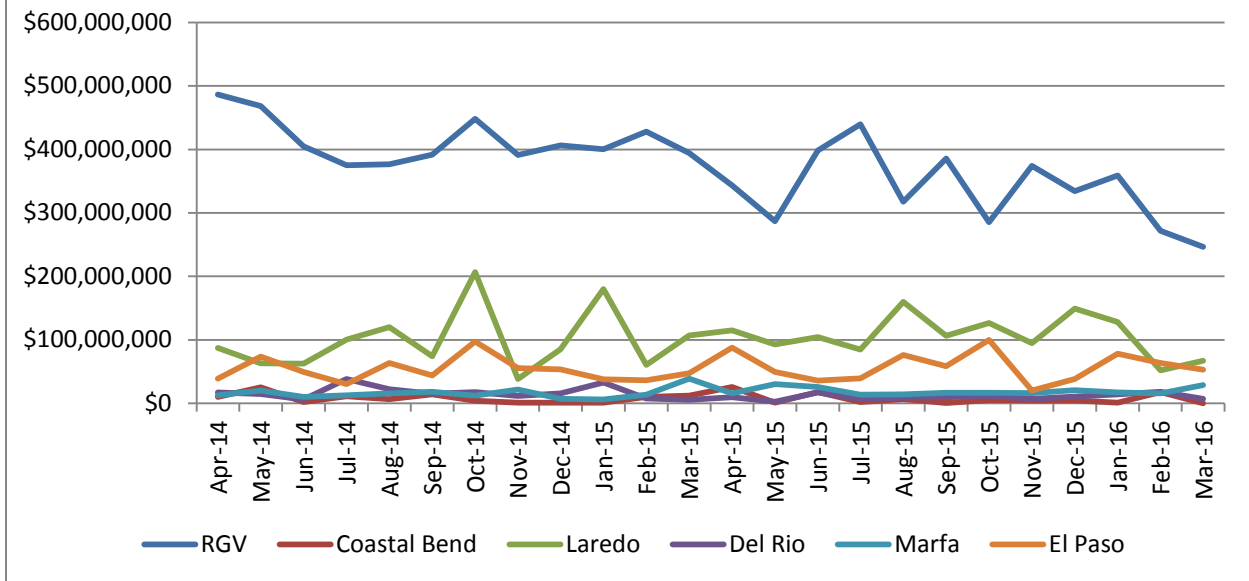


## U.S. Border Patrol Unaccompanied Alien Children Apprehensions in the Border Region

<b>FY 2016 (10/15-03/16)*</b>	21,573
<b>FY 2015**</b>	31,109
<b>FY 2014**</b>	58,312

*\*Unofficial U.S. Border Patrol statistics. \*\*CBP reconciled apprehensions. Data includes El Paso Sector, which comprises parts of TX and NM.*

### Value of Drugs Seized - Last 24 Months Apr 2014 - Mar 2016

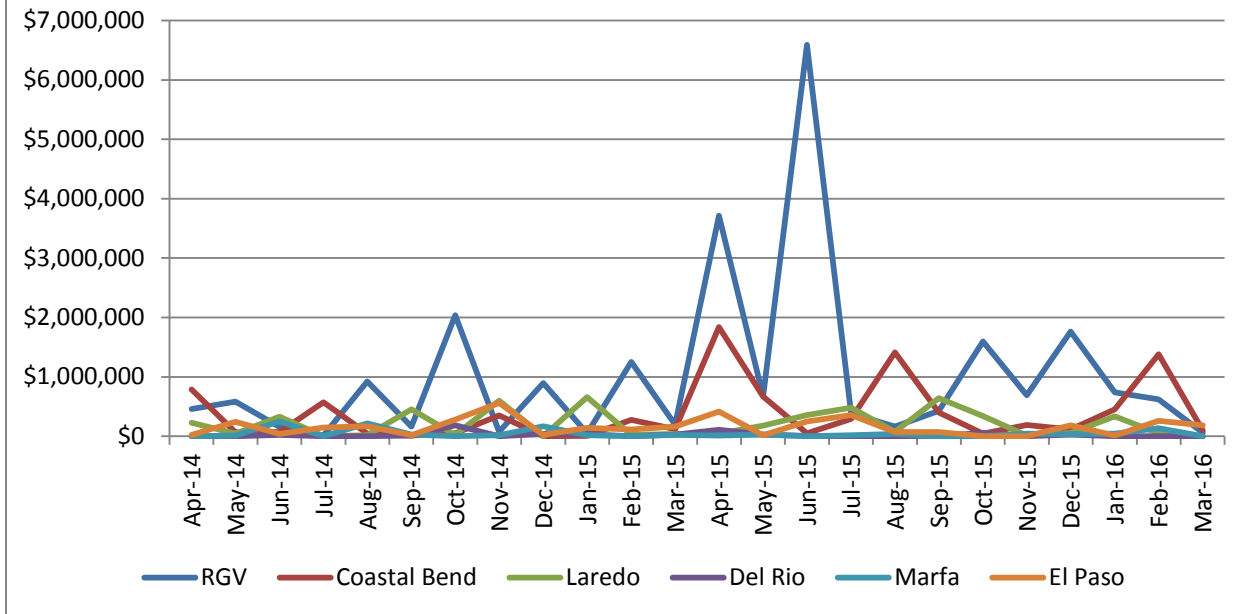


### Value of Drugs Seized in the Border Region

<b>Last 60 days (02/16-03/16)</b>	\$840,917,197
<b>Last 12 months (04/15-03/16)</b>	\$6,460,593,889
<b>Operation total (6/14-03/16)</b>	\$12,414,623,972

*Note: The above border region statistics represent local, state and federal seizures.*

### Currency Seized - Last 24 Months Apr 2014 - Mar 2016



### Currency Seized in the Border Region

<b>Last 60 days (02/16-03/16)</b>	\$2,816,003
<b>Last 12 months (04/15-03/16)</b>	\$29,446,978
<b>Operation total (6/14-03/16)</b>	\$41,637,100

*Note: The above border region statistics represent local, state and federal seizures.*